

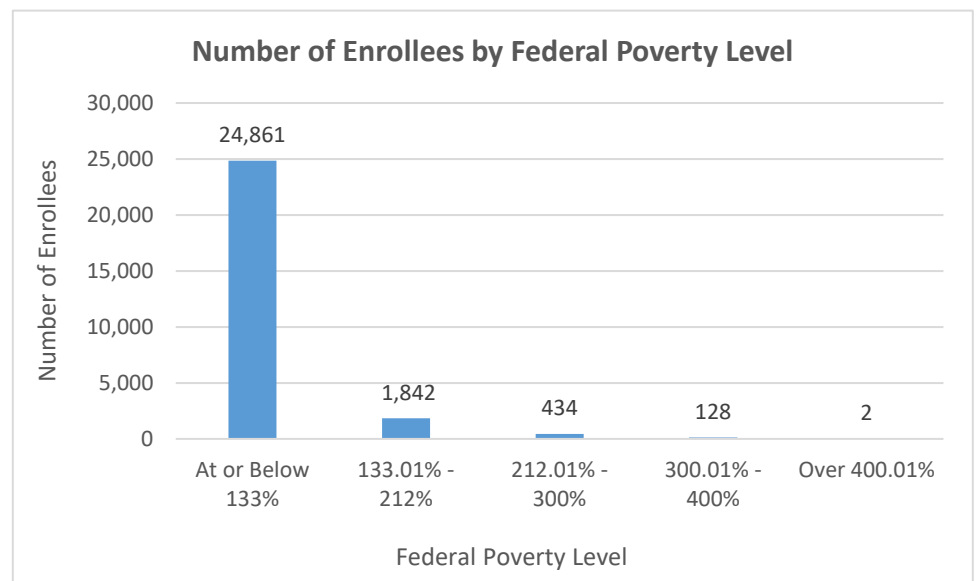
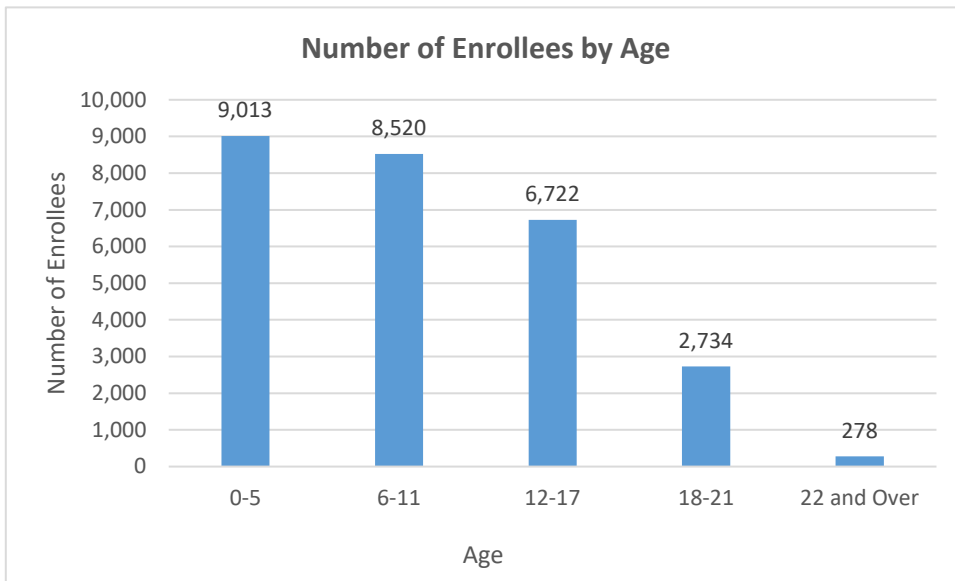
Flint Waiver Progress Report

Tuesday, December 12, 2017

TOTAL ENROLLEES: 27,267

Enrollment Breakdown

Gender		Pregnant Women and Under 21	
Male	13,615	Pregnant Women	449
Female	13,484	Under 21	26,818
Existing and New Enrollees		Type of Coverage	
Existing*	24,361	Full Coverage	27,209
New	2,906	Limited Coverage	43
*Existing refers to people already enrolled as of 5/9/2016.		Spenddown	15

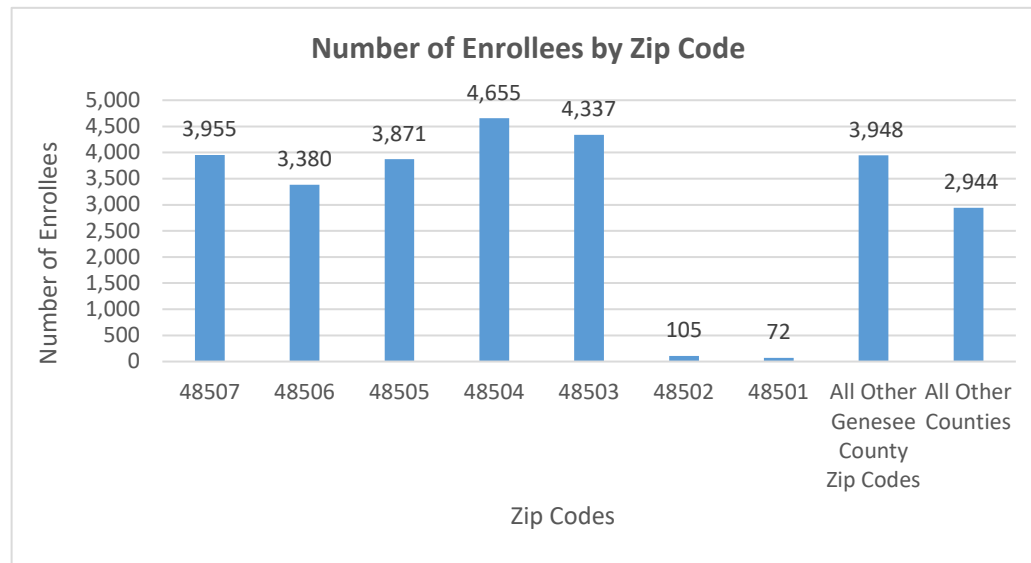
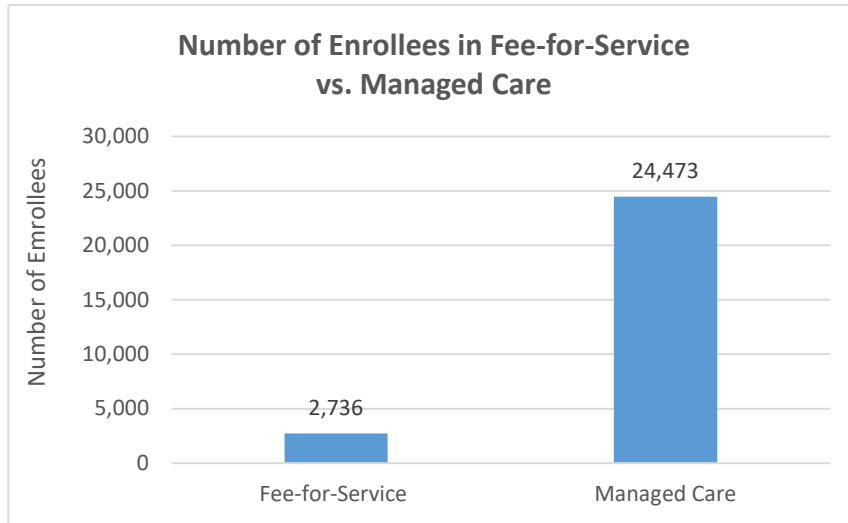


Flint Waiver Progress Report

Tuesday, December 12, 2017

Health Plan Enrollment

Health Plan	Number of Enrollees	Percent of Total Enrollment
Aetna Better Health of Michigan	17	0.1%
Blue Cross Complete of Michigan	2,331	9.5%
HAP Midwest Health Plan	311	1.3%
Harbor Health Plan	3	0.0%
McLaren Health Plan	5,917	24.2%
Meridian Health Plan of Michigan	5,312	21.7%
Molina Healthcare of Michigan	9,632	39.4%
Priority Health Choice	19	0.1%
Total Health Care	21	0.1%
United Healthcare Community Plan	891	3.6%
Upper Peninsula Health Plan	19	0.1%



Application and Applicant Data (since 5/9/16)

Total Applications	19,151
Applicant Data	
Applicants approved	6,762
Applicants approved for other Medicaid health care programs	10,651
Applicants pending	50
Applicants denied	16,096
Total Applicants	33,559

Application data is a running total and will not match enrollment data referenced on page 1 due to data system variances and normal monthly enrollment changes.