

Flint Waiver Progress Report

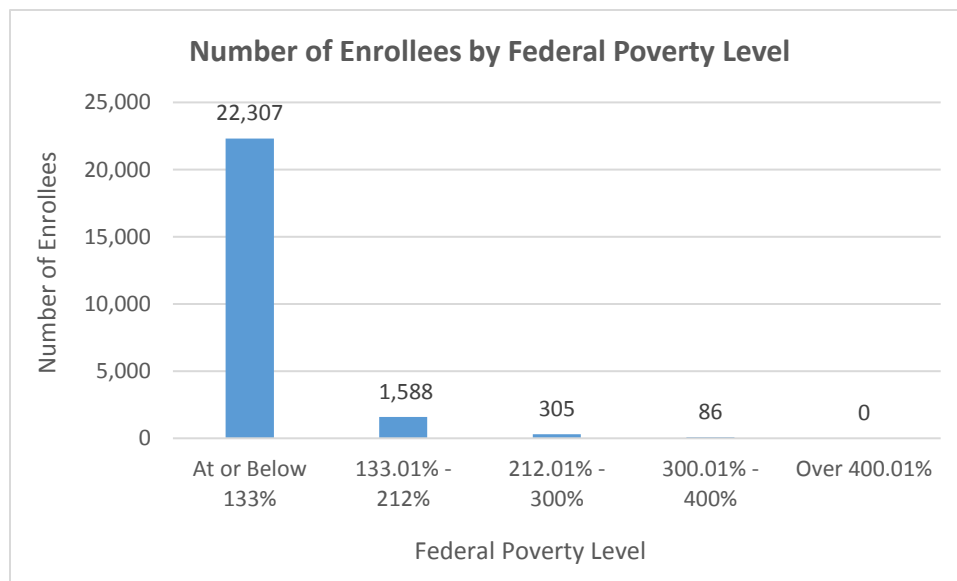
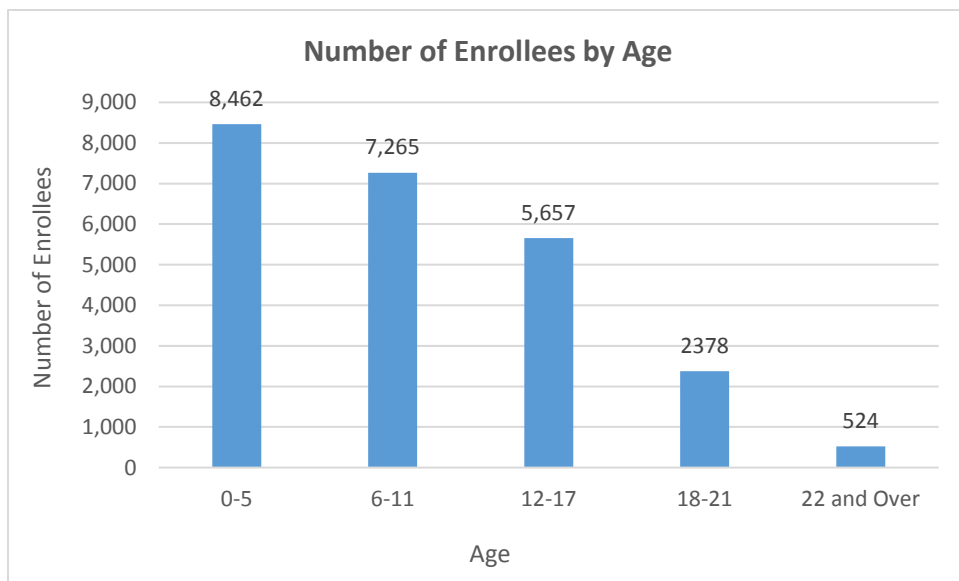
Tuesday, December 13, 2016

TOTAL ENROLLEES: 24,286

Enrollment Break Down

Gender		Pregnant Woman and Under 21	
Male	11,854	Pregnant Woman	728
Female	12,432	Under 21	23,558
Existing and New Enrollees		Type of Coverage	
Existing*	21,951	Full Coverage	24,226
New	2,335	Limited Coverage	47
		Spenddown	13

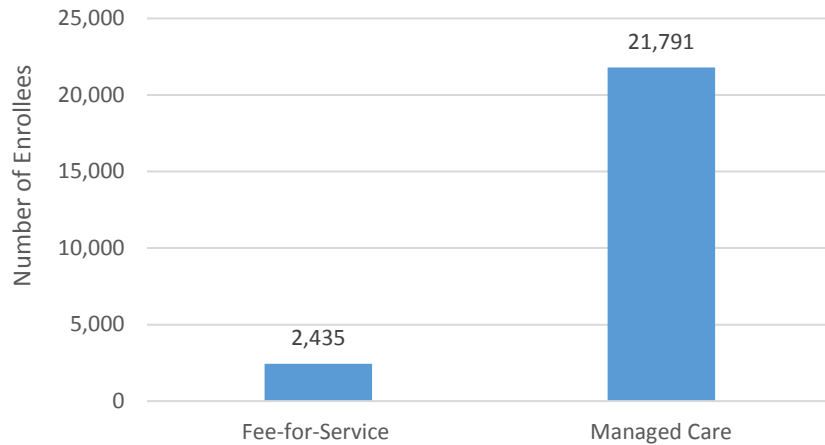
*Existing refers to people already enrolled as of 5/9/2016.



Flint Waiver Progress Report

Tuesday, December 13, 2016

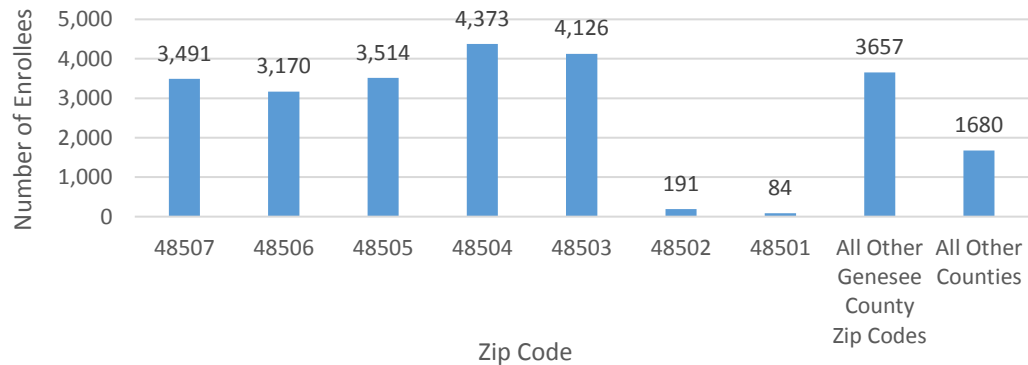
Number of Enrollees in Fee-for-Service vs. Managed Care



Health Plan Enrollment

Health Plan	Number of Enrollees	Percent of Total Enrollment
Aetna Better Health of Michigan	12	0.1%
Blue Cross Complete of Michigan	1,647	7.6%
HAP Midwest Health Plan	249	1.1%
Harbor Health Plan	2	0%
McLaren Health Plan	5,333	24.5%
Meridian Health Plan of Michigan	4,643	21.3%
Molina Healthcare of Michigan	9,153	42%
Priority Health Choice	19	0.1%
Total Health Care	21	0.1%
UnitedHealthcare Community Plan	693	3.2%
Upper Peninsula Health Plan	19	0.1%

Number of Enrollees by Zip Code



Application and Applicant Data (since 5/9/16)

Total Applications	8,735
Applicant Data	
Applicants approved	3,290
Applicants approved for other Medicaid health care programs	4,813
Applicants pending	117
Applicants denied	1,201
Total Applicants	9,421

Application data is a running total and will not match enrollment data referenced on page one due to data system variances and normal monthly enrollment changes.