

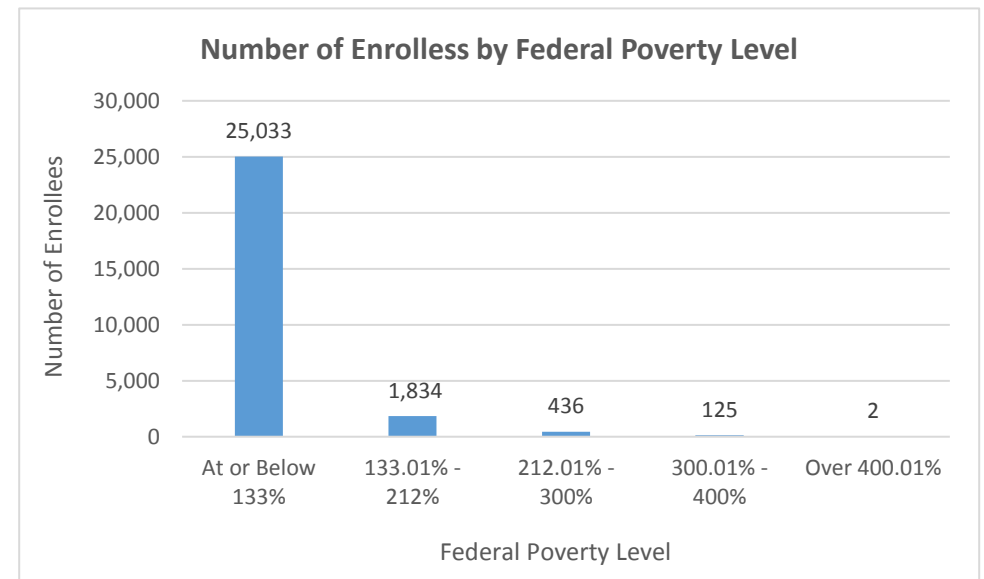
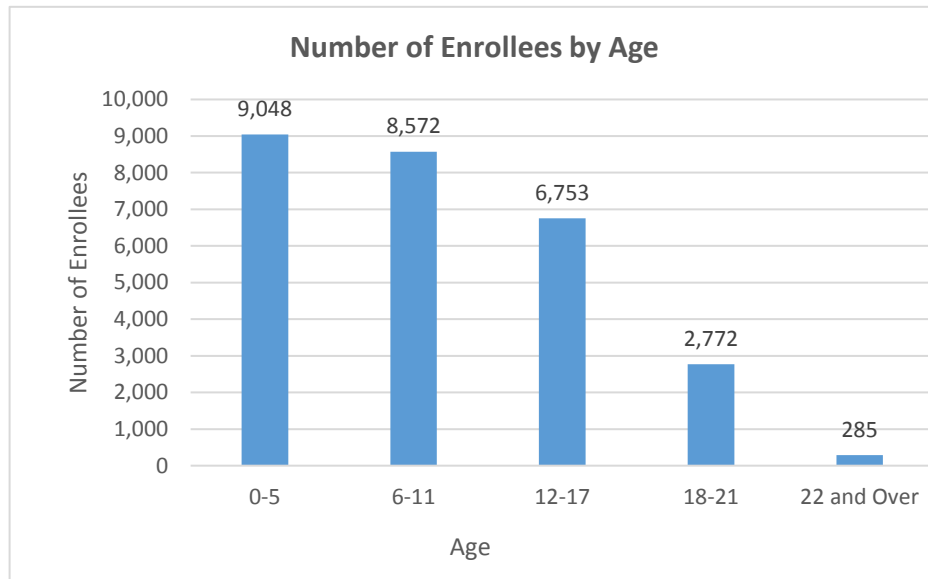
## Flint Waiver Progress Report

Tuesday, December 19, 2017

**TOTAL ENROLLEES: 27,430**

### Enrollment Breakdown

Gender		Pregnant Women and Under 21	
Male	13,769	Pregnant Women	455
Female	13,661	Under 21	26,975
Existing and New Enrollees		Type of Coverage	
Existing*	24,468	Full Coverage	27,373
New	2,962	Limited Coverage	44
*Existing refers to people already enrolled as of 5/9/2016.		Spenddown	13



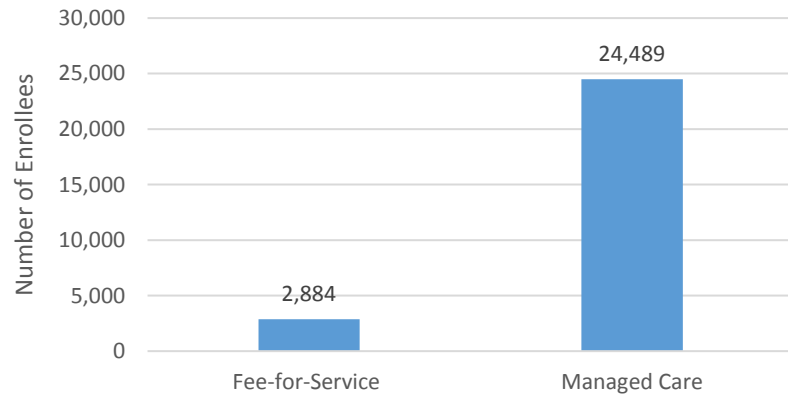
## Flint Waiver Progress Report

Tuesday, December 19, 2017

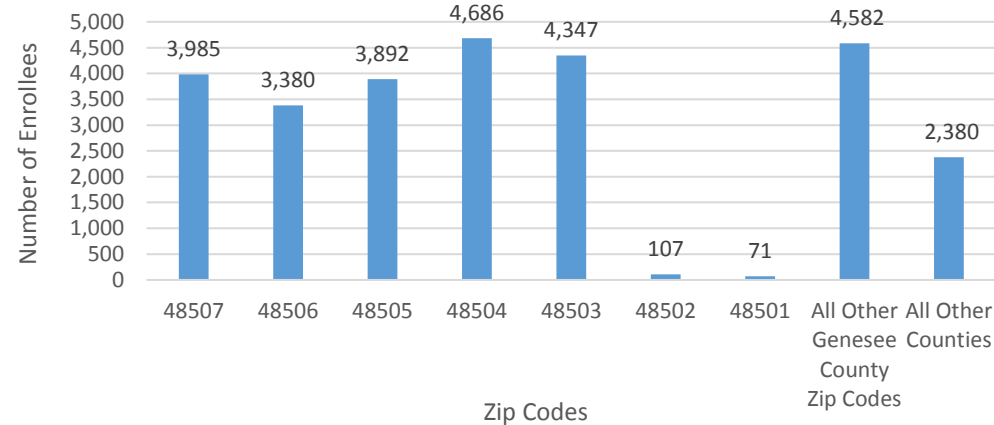
### Health Plan Enrollment

Health Plan	Number of Enrollees	Percent of Total Enrollment
Aetna Better Health of Michigan	17	0.1%
Blue Cross Complete of Michigan	2,334	9.5%
HAP Midwest Health Plan	311	1.3%
Harbor Health Plan	3	0.0%
McLaren Health Plan	5,922	24.2%
Meridian Health Plan of Michigan	5,312	21.7%
Molina Healthcare of Michigan	9,643	39.4%
Priority Health Choice	18	0.1%
Total Health Care	21	0.1%
United Healthcare Community Plan	891	3.6%
Upper Peninsula Health Plan	17	0.1%

### Number of Enrollees in Fee-for-Service vs. Managed Care



### Number of Enrollees by Zip Code



### Application and Applicant Data (since 5/9/16)

<b>Total Applications</b>	<b>19,253</b>
<b>Applicant Data</b>	
Applicants approved	6,794
Applicants approved for other Medicaid health care programs	10,710
Applicants pending	58
Applicants denied	16,316
<b>Total Applicants</b>	<b>33,878</b>

*Application data is a running total and will not match enrollment data referenced on page 1 due to data system variances and normal monthly enrollment changes.*