

Flint Waiver Progress Report

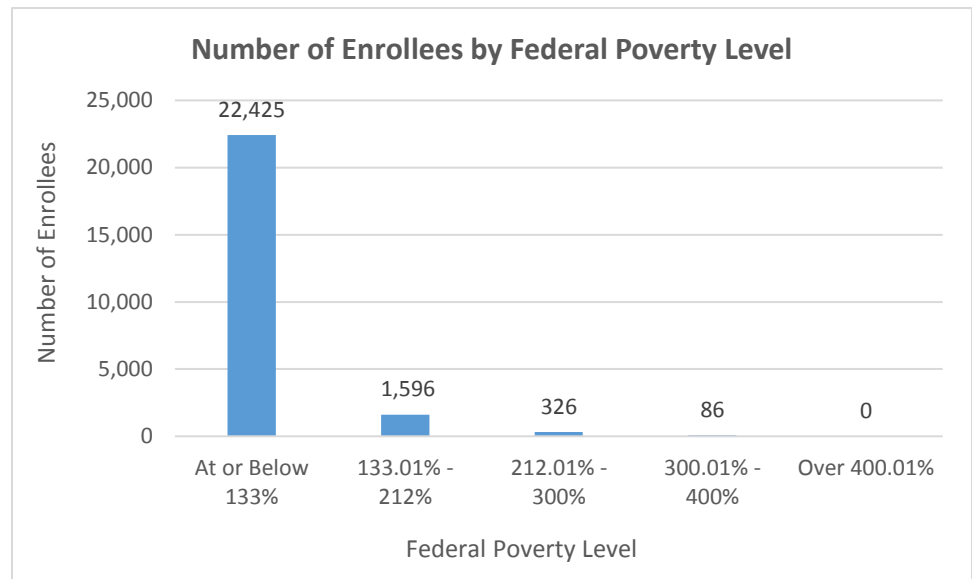
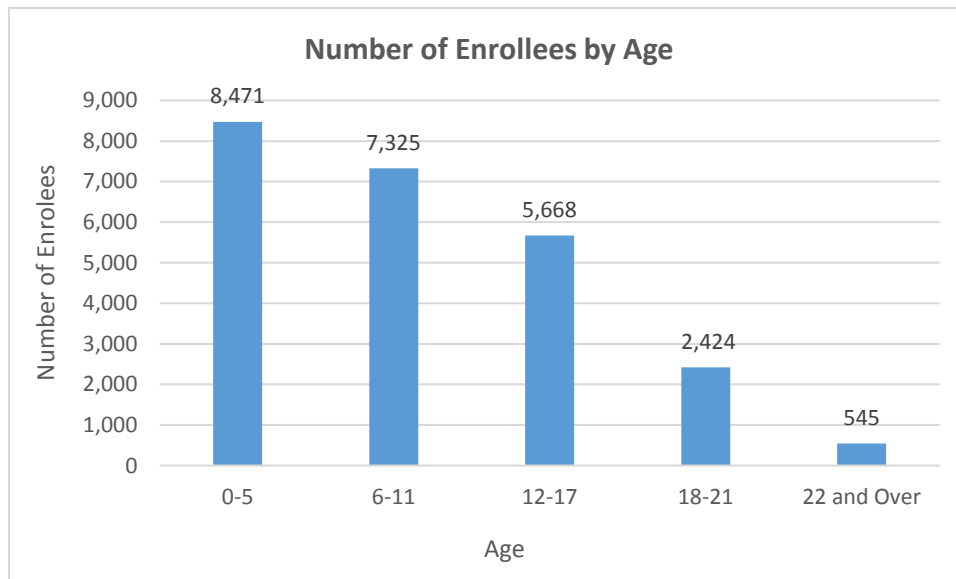
Tuesday, December 27, 2016

TOTAL ENROLLEES: 24,433

Enrollment Break Down

Gender		Pregnant Woman and Under 21	
Male	11,912	Pregnant Woman	748
Female	12,521	Under 21	23,685
Existing and New Enrollees		Type of Coverage	
Existing*	21,981	Full Coverage	24,374
New	2,452	Limited Coverage	47
		Spenddown	12

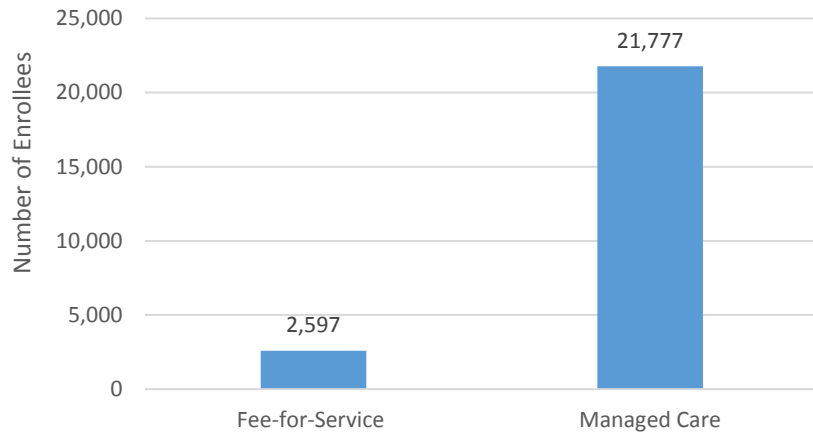
*Existing refers to people already enrolled as of 5/9/2016.



Flint Waiver Progress Report

Tuesday, December 27, 2016

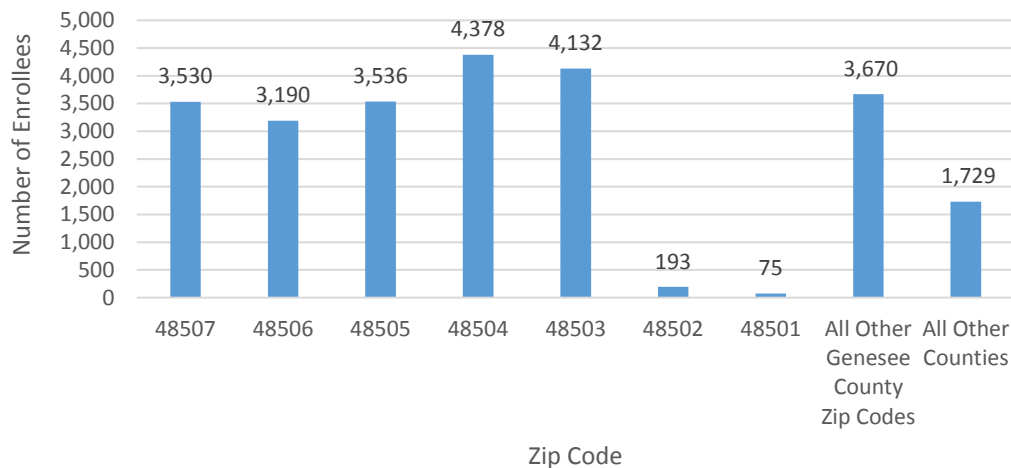
Number of Enrollees in Fee-for-Service vs. Managed Care



Health Plan Enrollment

Health Plan	Number of Enrollees	Percent of Total Enrollment
Aetna Better Health of Michigan	12	0.1%
Blue Cross Complete of Michigan	1,645	7.6%
HAP Midwest Health Plan	253	1.2%
Harbor Health Plan	2	0%
McLaren Health Plan	5,322	24.4%
Meridian Health Plan of Michigan	4,646	21.3%
Molina Healthcare of Michigan	9,148	42%
Priority Health Choice	17	0.1%
Total Health Care	21	0.1%
UnitedHealthcare Community Plan	692	3.2%
Upper Peninsula Health Plan	19	0.1%

Number of Enrollees by Zip Code



Application and Applicant Data (since 5/9/16)

Total Applications	10,061
Applicant Data	
Applicants approved	3,414
Applicants approved for other Medicaid health care programs	5,110
Applicants pending	105
Applicants denied	1,523
Total Applicants	10,152

Application data is a running total and will not match enrollment data referenced on page one due to data system variances and normal monthly enrollment changes.