

Flint Waiver Progress Report

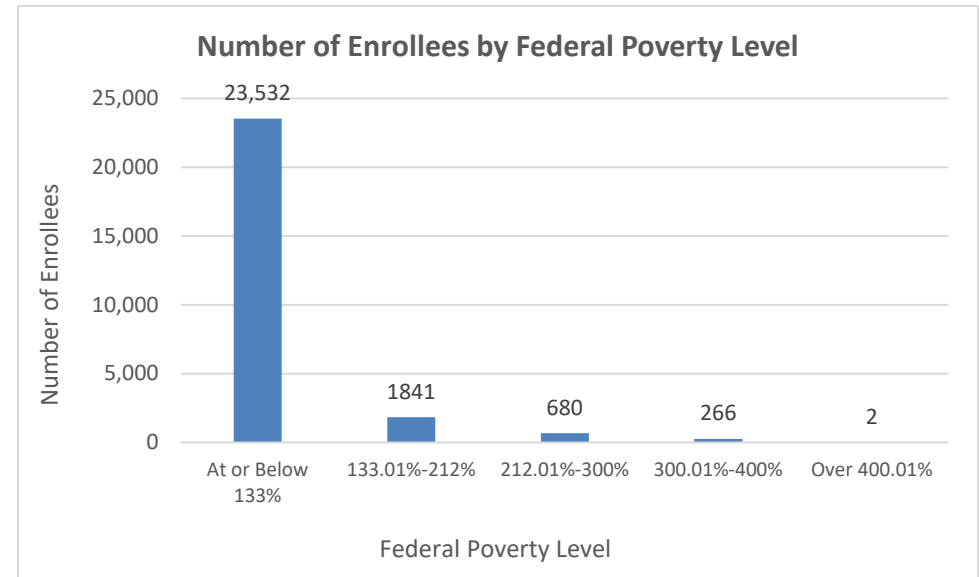
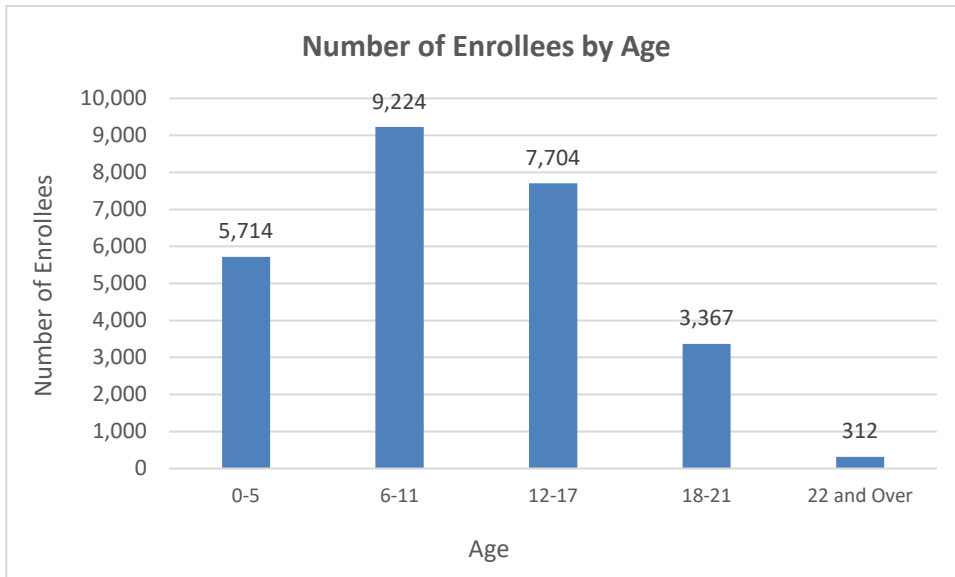
Monday, December 28, 2020

TOTAL ENROLLEES: 26,321

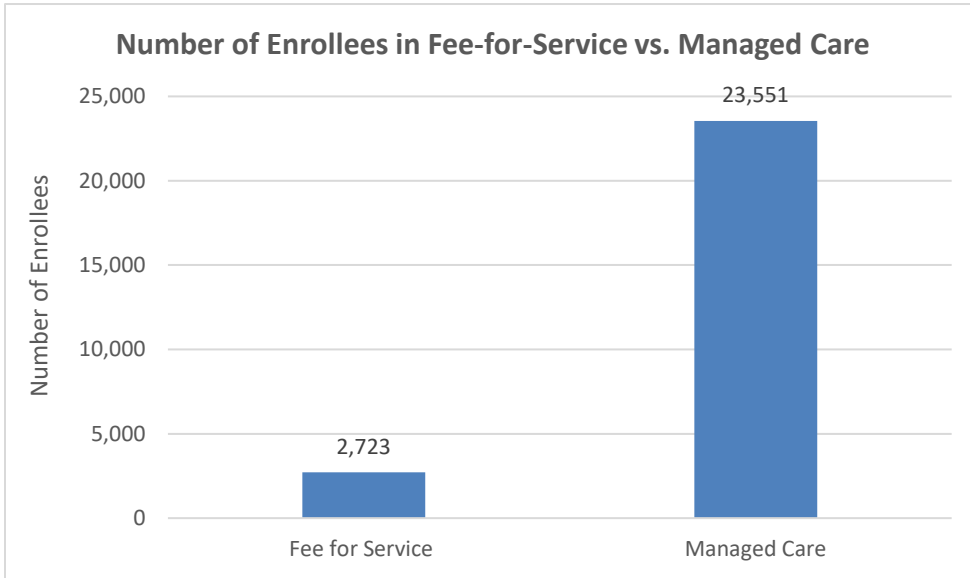
Enrollment Breakdown

Gender		Pregnant Women and Under 21	
Male	13,217	Pregnant Women	419
Female	13,104	Under 21	25,902

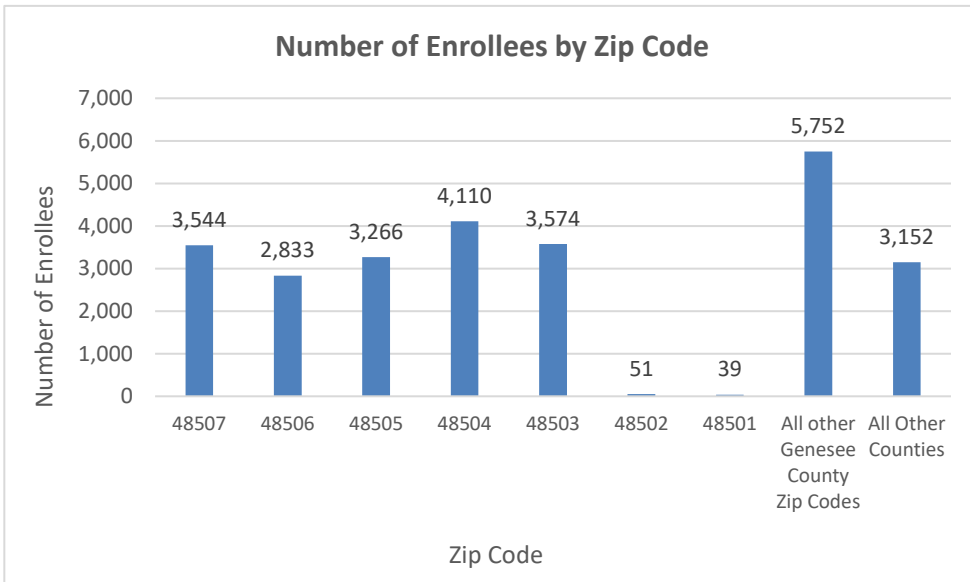
Existing and New Enrollees		Type of Coverage	
Existing*	21,403	Full Coverage	26,274
New	4,918	Limited Coverage	43
<i>*Existing refers to people already enrolled as of 5/9/2016.</i>		Spenddown	4



Health Plan Enrollment



Health Plan	Number of Enrollees	Percentage
Aetna Better Health of Michigan	24	0.1%
BLUE CROSS COMPLETE	3,230	13.7%
HAP EMPOWERED	506	2.1%
MCLAREN HEALTH PLAN	5,382	22.9%
MERIDIAN HEALTH PLAN OF MICHIGAN	5,119	21.7%
MOLINA HEALTHCARE OF MICHIGAN	7,579	32.2%
PRIORITY HEALTH GOV PROGRAMS INC	58	0.2%
TOTAL HEALTH CARE	26	0.1%
UnitedHealthcare Community Plan	1,605	6.8%
UPPER PENINSULA HEALTH PLAN INC	22	0.1%



Application and Applicant Data (since 5/9/16)

Total Applications	29,797
Applicant Data	
Applicants approved	14,166
Applicants approved for other Medicaid health care programs	14,183
Applicants pending	9
Applicants denied	83,305
Total Applicants	111,663

Application data is a running total and will not match enrollment data referenced on page 1 due to data system variances and normal monthly enrollment changes.