

Flint Waiver Progress Report

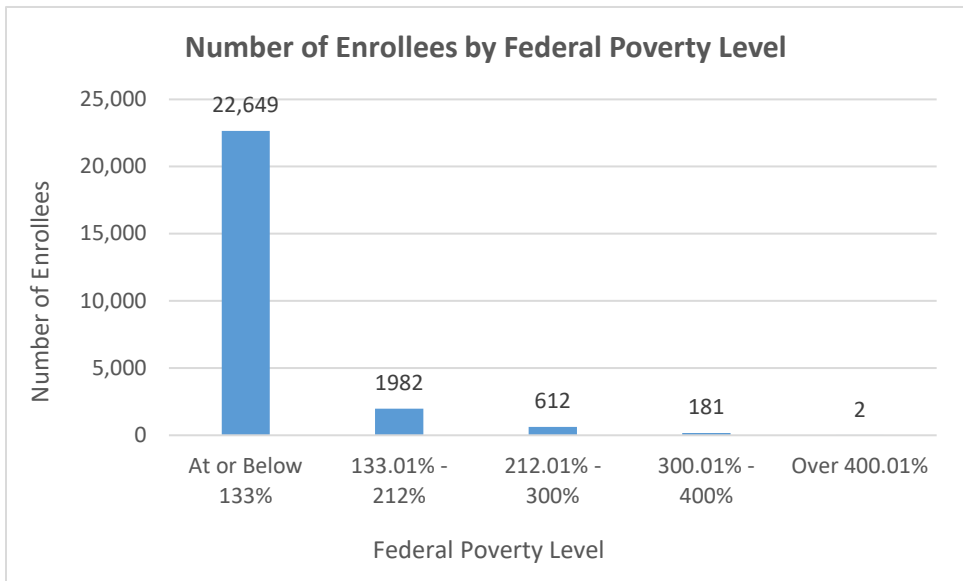
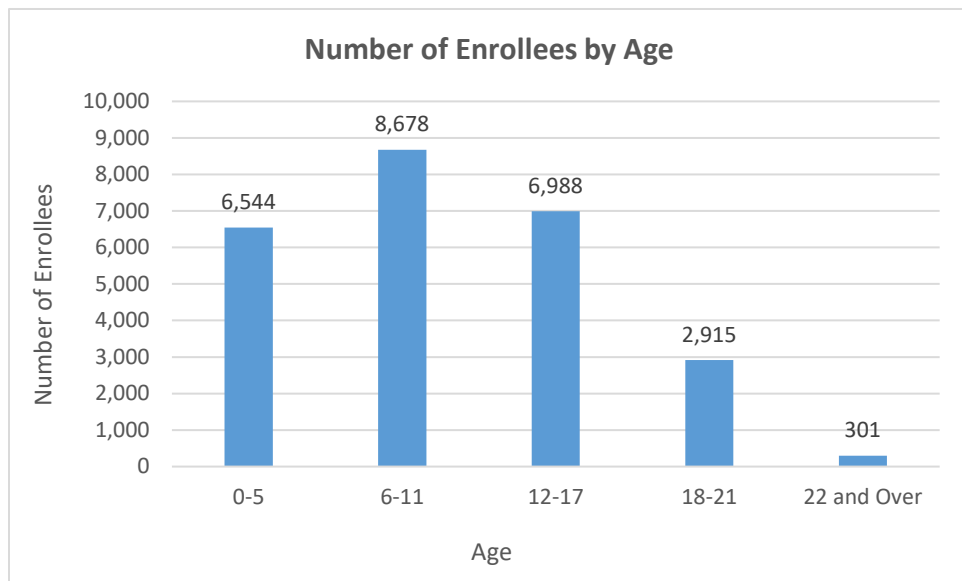
Tuesday, December 31, 2019

TOTAL ENROLLEES: 25,426

Enrollment Breakdown

Gender		Pregnant Women and Under 21	
Male	12,697	Pregnant Women	443
Female	12,729	Under 21	24,983

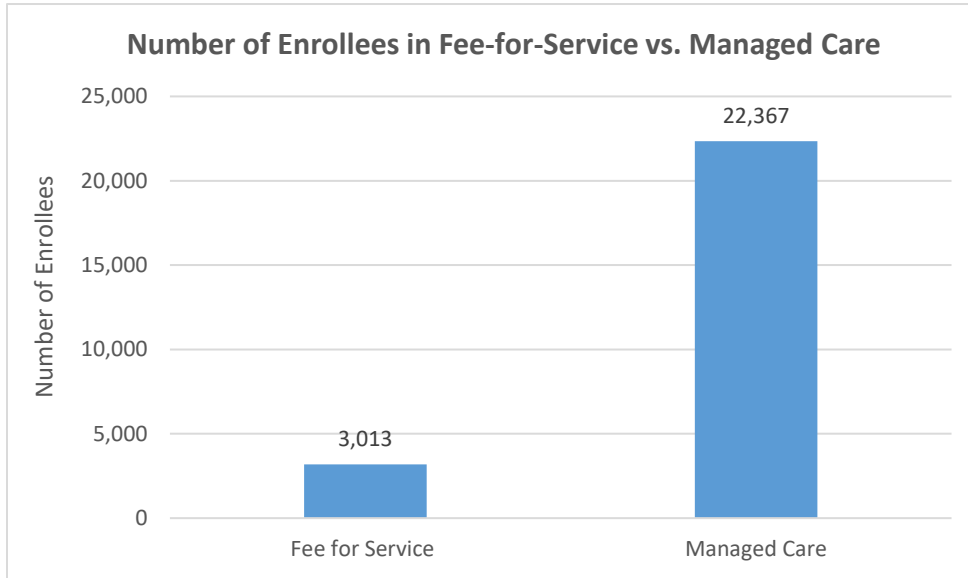
Existing and New Enrollees		Type of Coverage	
Existing*	21,081	Full Coverage	25,380
New	4,345	Limited Coverage	32
<i>*Existing refers to people already enrolled as of 5/9/2016.</i>		Spenddown	14



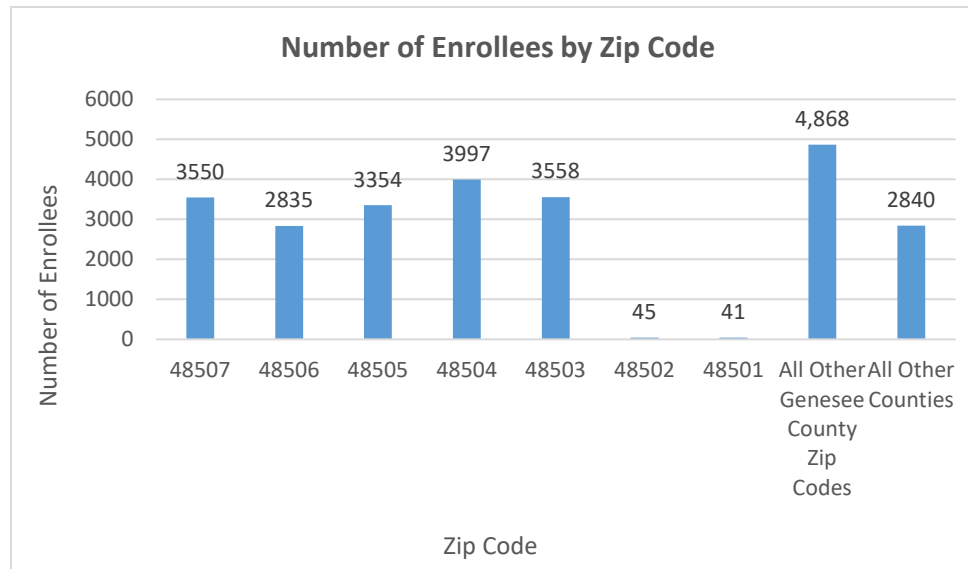
Flint Waiver Progress Report

Tuesday, December 31, 2019

Health Plan Enrollment



	Number of Enrollees	Percent of Total Enrollment
Aetna Better Health of Michigan	17	0.1%
Blue Cross Complete of Michigan	2,559	11.4%
HAP Empowered	354	1.6%
McLaren Health Plan	5,206	23.3%
Meridian Health Plan of Michigan	5,055	22.6%
Molina Healthcare of Michigan	7,769	34.7%
Priority Health Choice	45	0.2%
Total Health Care	28	0.1%
Trusted Health	3	0.0%
United Healthcare Community Plan	1,317	5.9%
Upper Peninsula Health Plan	14	0.1%



Application and Applicant Data (since 5/9/16)

Total Applications	27,792
Applicant Data	
Applicants approved	13,872
Applicants approved for other Medicaid health care programs	12,352
Applicants pending	17
Applicants denied	61,458
Total Applicants	87,699

Application data is a running total and will not match enrollment data referenced on page 1 due to data system variances and normal monthly enrollment changes.