

## Flint Waiver Progress Report

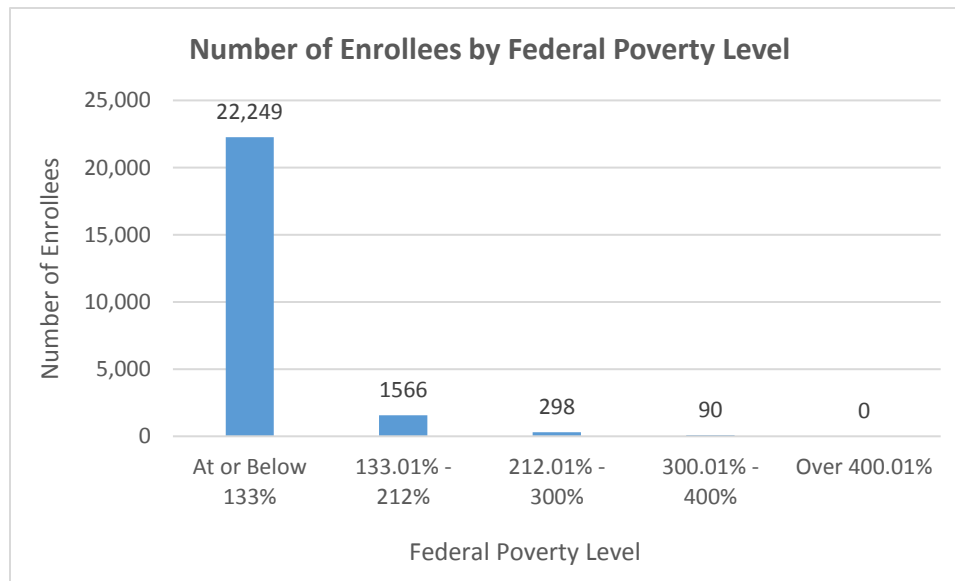
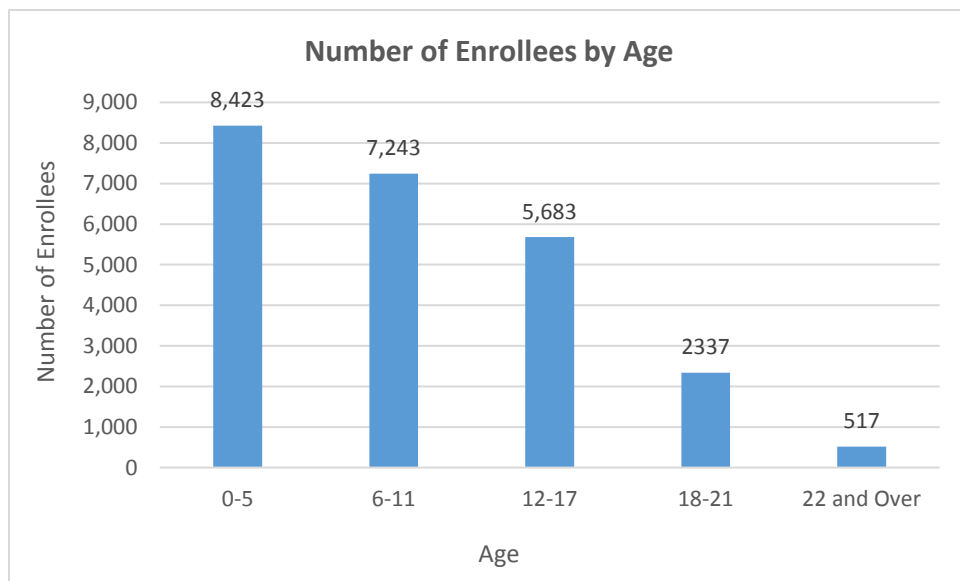
Tuesday, December 6, 2016

**TOTAL ENROLLEES: 24,203**

### Enrollment Break Down

Gender		Pregnant Woman and Under 21	
Male	11,829	Pregnant Woman	719
Female	12,374	Under 21	23,484
Existing and New Enrollees		Type of Coverage	
Existing*	21,954	Full Coverage	24,145
New	2,249	Limited Coverage	45
		Spenddown	13

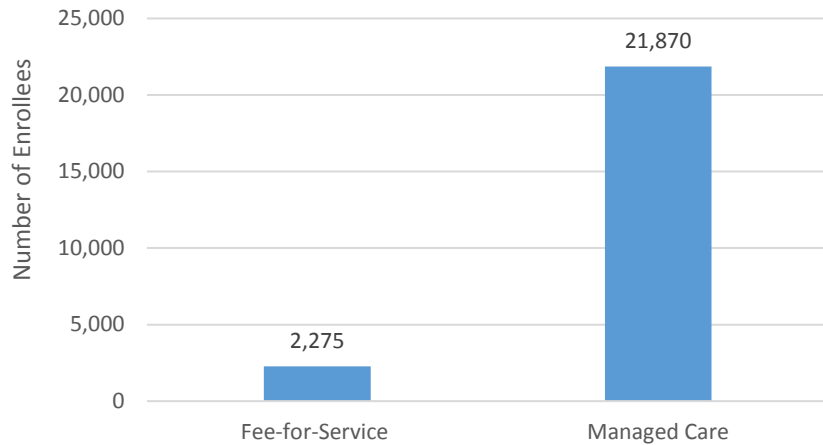
\*Existing refers to people already enrolled as of 5/9/2016.



## Flint Waiver Progress Report

Tuesday, December 6, 2016

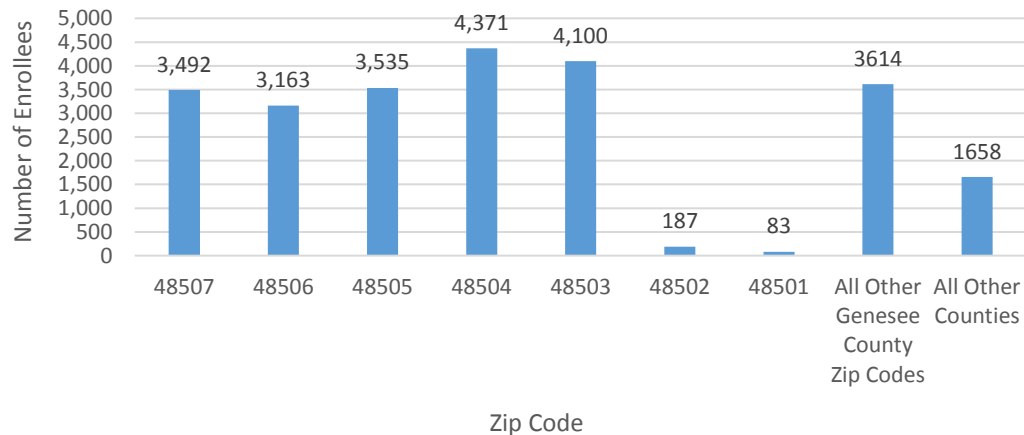
**Number of Enrollees in Fee-for-Service vs. Managed Care**



### Health Plan Enrollment

Health Plan	Number of Enrollees	Percent of Total Enrollment
Aetna Better Health of Michigan	12	0.1%
Blue Cross Complete of Michigan	1,644	7.5%
HAP Midwest Health Plan	247	1.1%
Harbor Health Plan	2	0%
McLaren Health Plan	5,354	24.5%
Meridian Health Plan of Michigan	4,651	21.3%
Molina Healthcare of Michigan	9,210	42.1%
Priority Health Choice	19	0.1%
Total Health Care	21	0.1%
UnitedHealthcare Community Plan	647	3%
Upper Peninsula Health Plan	19	0.1%

**Number of Enrollees by Zip Code**



### Application and Applicant Data (since 5/9/16)

<b>Total Applications</b>	<b>8,588</b>
<b>Applicant Data</b>	
Applicants approved	3,199
Applicants approved for other Medicaid health care programs	4,657
Applicants pending	130
Applicants denied	1,198
<b>Total Applicants</b>	<b>9,184</b>

*Application data is a running total and will not match enrollment data referenced on page one due to data system variances and normal monthly enrollment changes.*