

Flint Waiver Progress Report

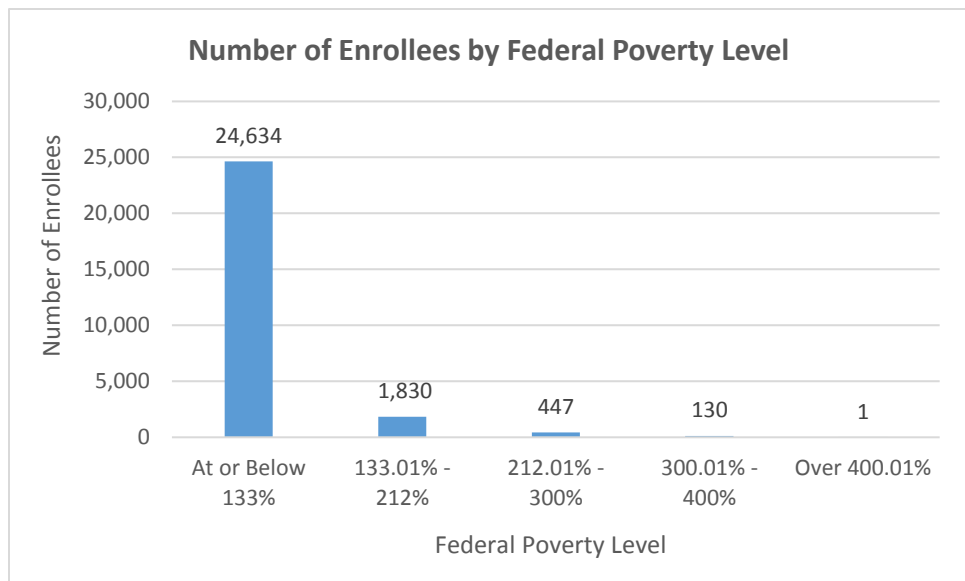
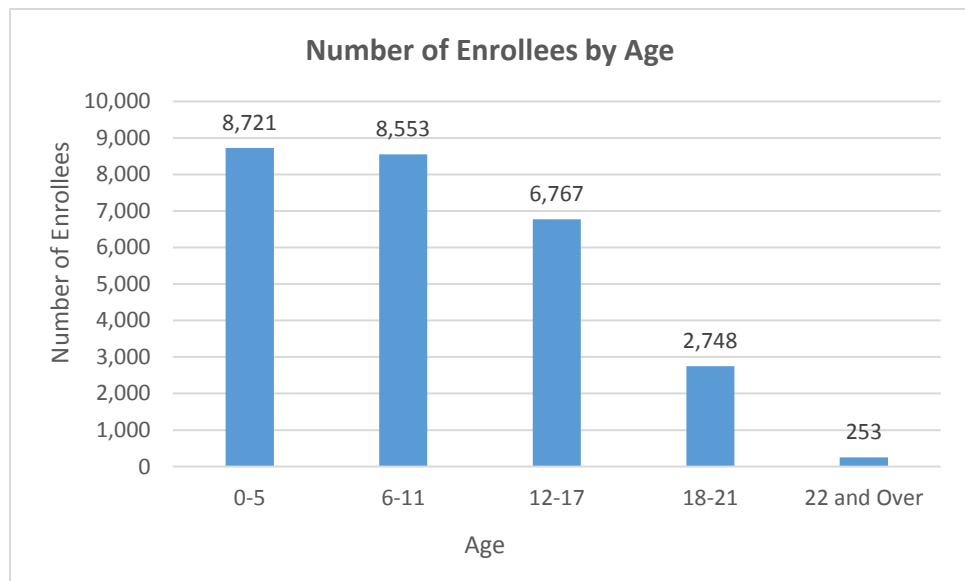
Tuesday, February 13, 2018

TOTAL ENROLLEES: 27,042

Enrollment Breakdown

Gender		Pregnant Women and Under 21	
Male	13,640	Pregnant Women	397
Female	13,402	Under 21	26,645

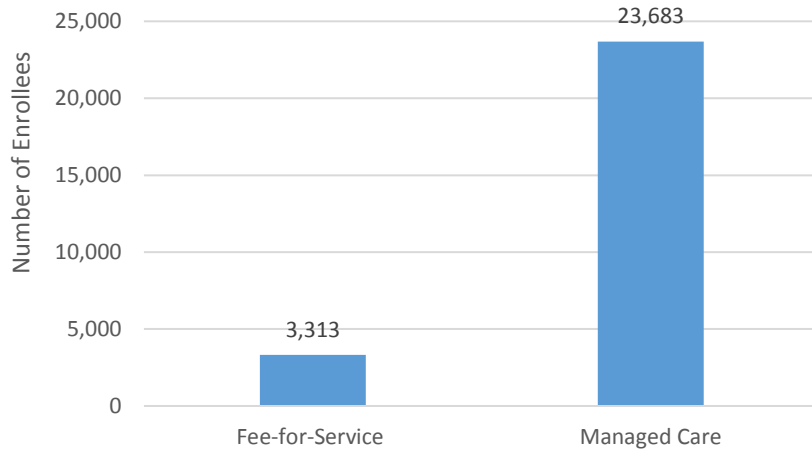
Existing and New Enrollees		Type of Coverage	
Existing*	23,996	Full Coverage	26,996
New	3,046	Limited Coverage	32
<i>*Existing refers to people already enrolled as of 5/9/2016.</i>		Spenddown	14



Flint Waiver Progress Report

Tuesday, February 13, 2018

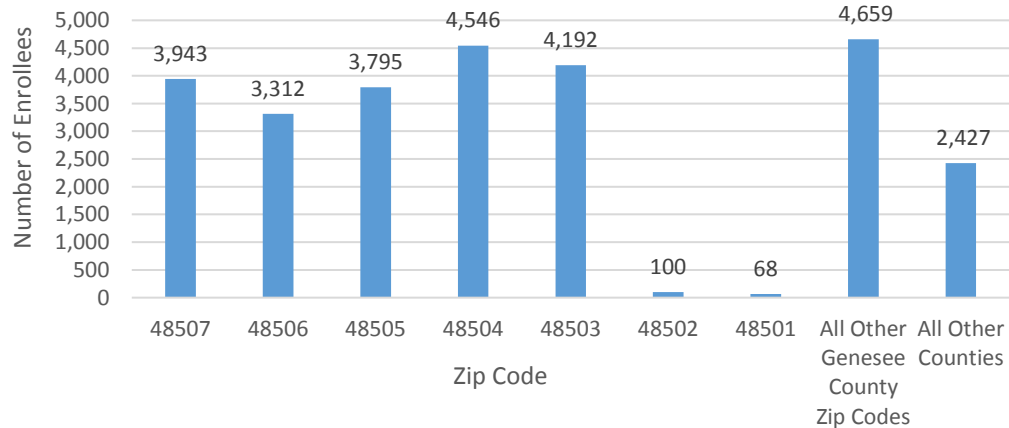
Number of Enrollees in Fee-for-Service vs. Managed Care



Health Plan Enrollment

Health Plan	Number of Enrollees	Percent of Total Enrollment
Aetna Better Health of Michigan	14	0.1%
Blue Cross Complete of Michigan	2,214	9.3%
HAP Midwest Health Plan	290	1.2%
Harbor Health Plan	3	0.0%
McLaren Health Plan	5,725	24.2%
Meridian Health Plan of Michigan	5,166	21.8%
Molina Healthcare of Michigan	9,349	39.5%
Priority Health Choice	21	0.1%
Total Health Care	18	0.1%
United Healthcare Community Plan	863	3.6%
Upper Peninsula Health Plan	20	0.1%

Number of Enrollees by Zip Code



Application and Applicant Data (since 5/9/16)

Total Applications	20,368
Applicant Data	
Applicants approved	7,168
Applicants approved for other Medicaid health care programs	11,453
Applicants pending	36
Applicants denied	19,573
Total Applicants	38,230

Application data is a running total and will not match enrollment data referenced on page 1 due to data system variances and normal monthly enrollment changes.