

Flint Waiver Progress Report

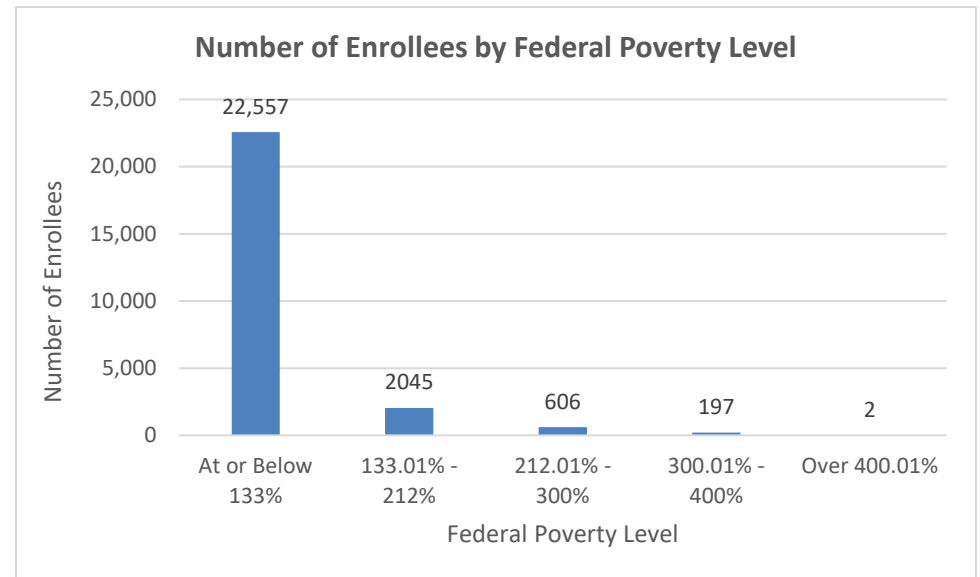
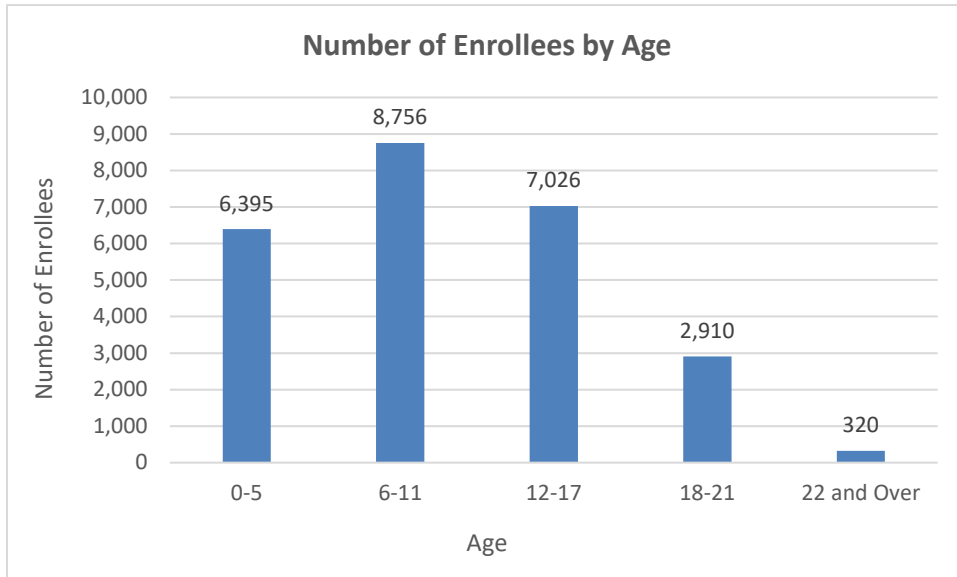
Tuesday, February 25, 2020

TOTAL ENROLLEES: 25,407

Enrollment Breakdown

Gender		Pregnant Women and Under 21	
Male	12,672	Pregnant Women	467
Female	12,735	Under 21	24,940

Existing and New Enrollees		Type of Coverage	
Existing*	20,945	Full Coverage	25,359
New	4,462	Limited Coverage	34
<i>*Existing refers to people already enrolled as of 5/9/2016.</i>		Spendedown	14



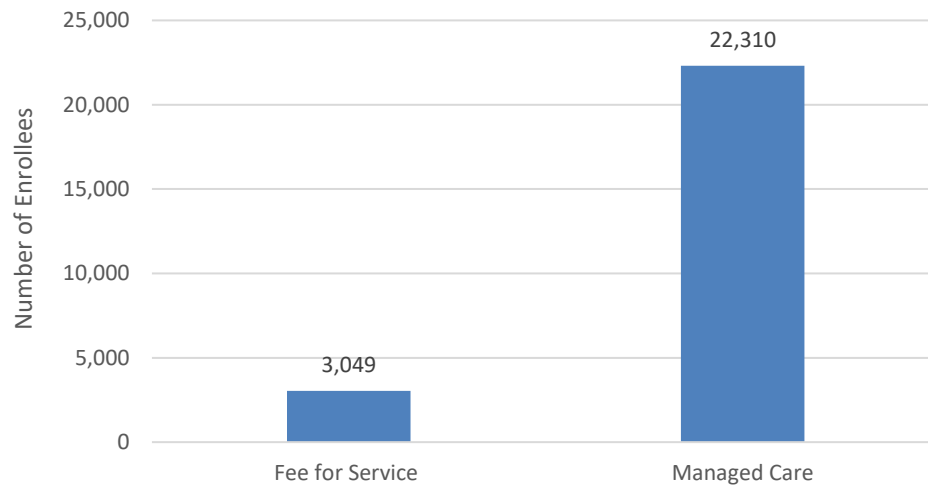
Flint Waiver Progress Report

Tuesday, February 25, 2020

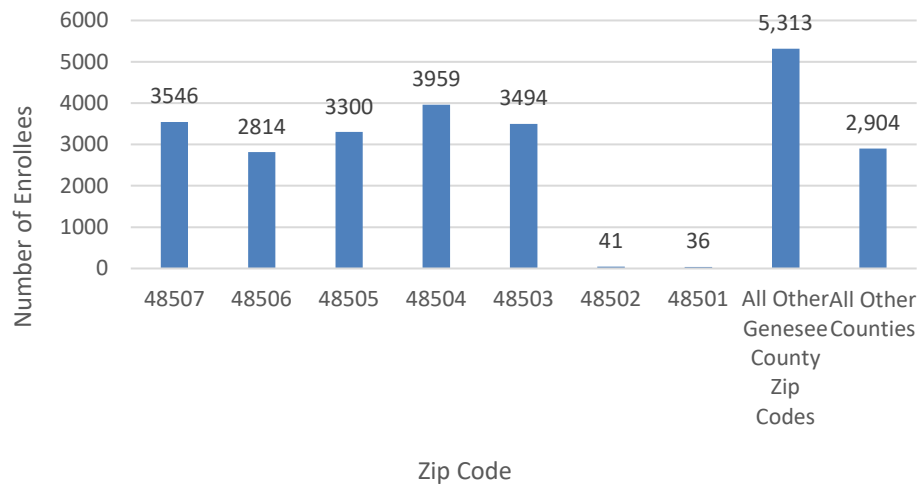
Health Plan Enrollment

	Number of Enrollees	Percent of Total Enrollment
Aetna Better Health of Michigan	18	0.1%
Blue Cross Complete of Michigan	2,638	11.8%
McLaren Health Plan	5,195	23.3%
Meridian Health Plan of Michigan	4,988	22.4%
Midwest Health Plan Inc	376	1.7%
Molina Healthcare of Michigan	7,623	34.2%
Priority Health Choice	49	0.2%
Total Health Care	25	0.1%
United Healthcare Community Plan	1,382	6.2%
Upper Peninsula Health Plan	16	0.1%

Number of Enrollees in Fee-for-Service vs. Managed Care



Number of Enrollees by Zip Code



Application and Applicant Data (since 5/9/16)

Total Applications	28,822
Applicant Data	
Applicants approved	12,807
Applicants approved for other Medicaid health care programs	13,907
Applicants pending	21
Applicants denied	65,365
Total Applicants	92,100

Application data is a running total and will not match enrollment data referenced on page 1 due to data system variances and normal monthly enrollment changes.