

Flint Waiver Progress Report

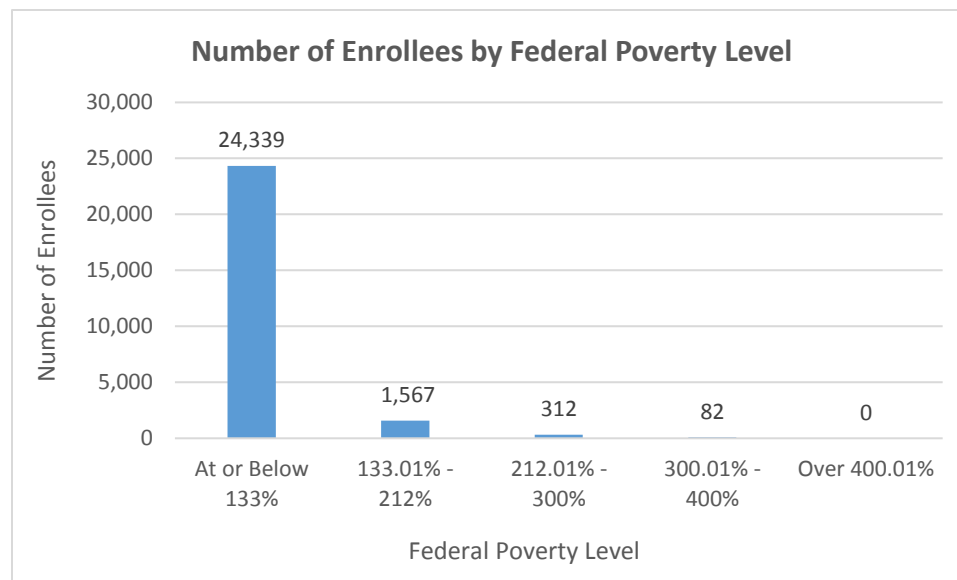
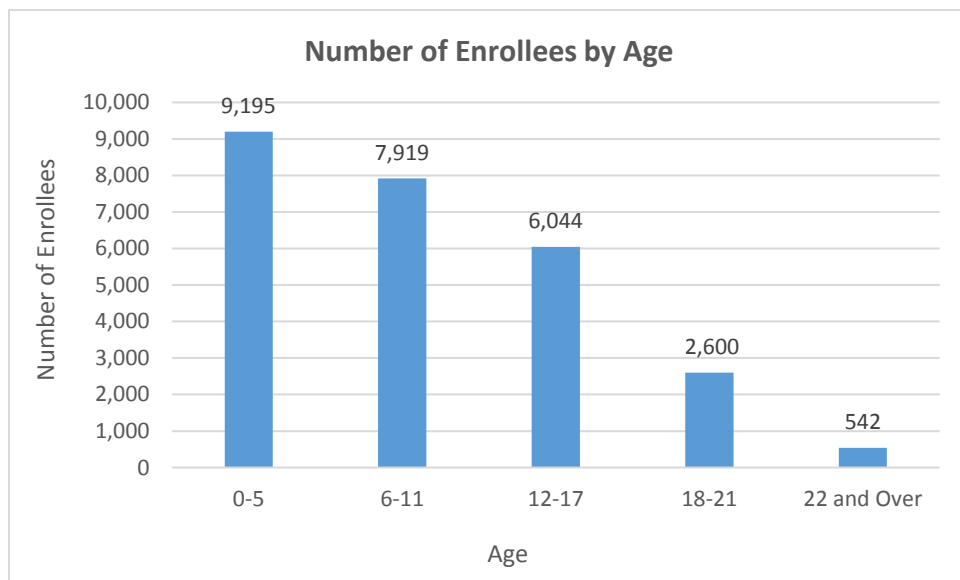
Tuesday, February 28, 2017

TOTAL ENROLLEES: 26,139

Enrollment Break Down

Gender		Pregnant Women and Under 21	
Male	12,781	Pregnant Women	754
Female	13,519	Under 21	25,546
Existing and New Enrollees		Type of Coverage	
Existing*	23,769	Full Coverage	26,240
New	2,531	Limited Coverage	49
		Spenddown	11

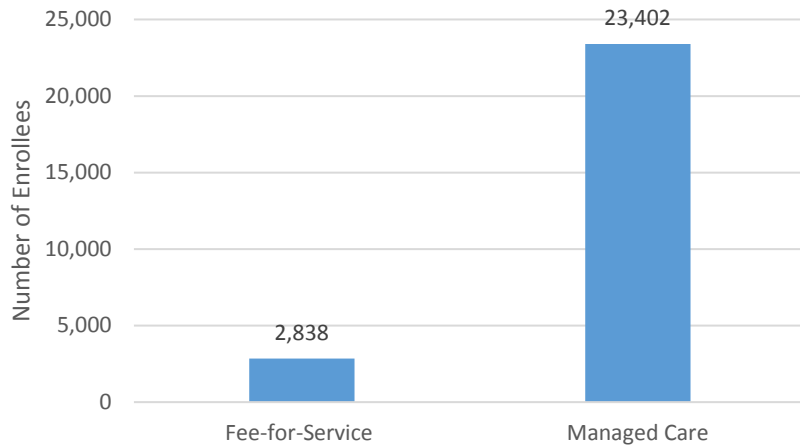
*Existing refers to people already enrolled as of 5/9/2016.



Flint Waiver Progress Report

Tuesday, February 28, 2017

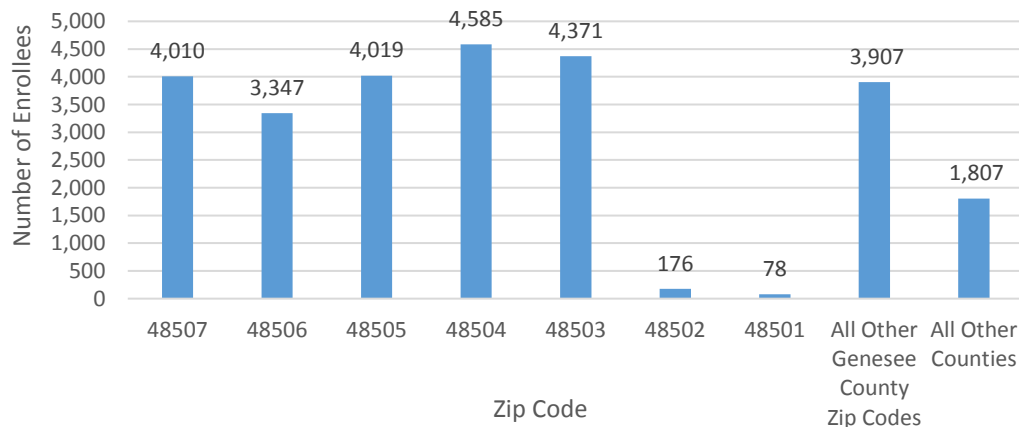
Number of Enrollees in Fee-for-Service vs. Managed Care



Health Plan Enrollment

Health Plan	Number of Enrollees	Percent of Total Enrollment
Aetna Better Health of Michigan	17	0.1%
Blue Cross Complete of Michigan	1,848	7.9%
HAP Midwest Health Plan	295	1.3%
Harbor Health Plan	2	0%
McLaren Health Plan	5,601	23.9%
Meridian Health Plan of Michigan	5,051	21.6%
Molina Healthcare of Michigan	9,751	41.7%
Priority Health Choice	16	0.1%
Total Health Care	21	0.1%
UnitedHealthcare Community Plan	785	3.4%
Upper Peninsula Health Plan	15	0.1%

Number of Enrollees by Zip Code



Application and Applicant Data (since 5/9/16)

Total Applications	11,910
Applicant Data	
Applicants approved	4,041
Applicants approved for other Medicaid health care programs	6,398
Applicants pending	90
Applicants denied	3,420
Total Applicants	13,949

Application data is a running total and will not match enrollment data referenced on page one due to data system variances and normal monthly enrollment changes.