

Flint Waiver Progress Report

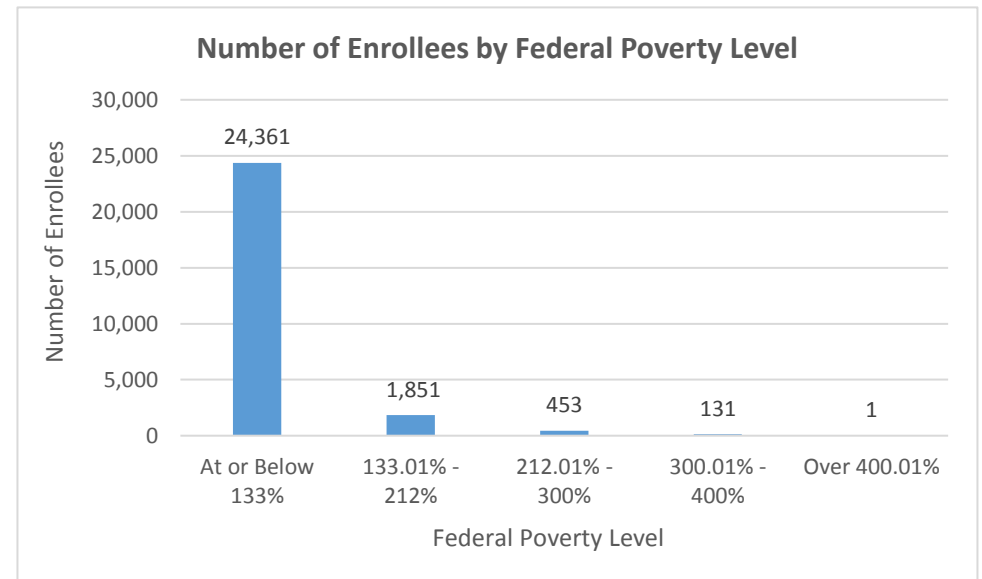
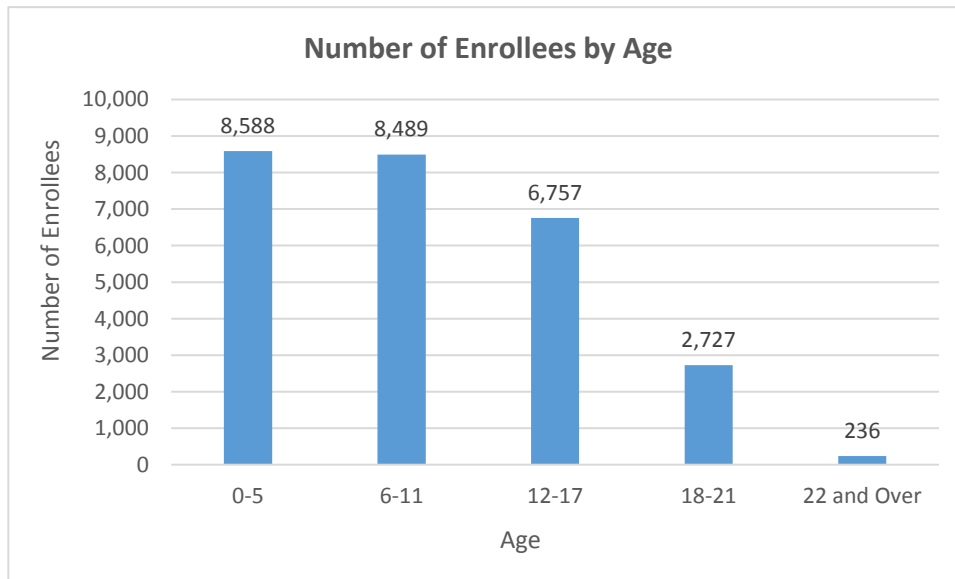
Tuesday, March 13, 2018

TOTAL ENROLLEES: 26,797

Enrollment Breakdown

Gender		Pregnant Women and Under 21	
Male	13,520	Pregnant Women	385
Female	13,277	Under 21	26,412

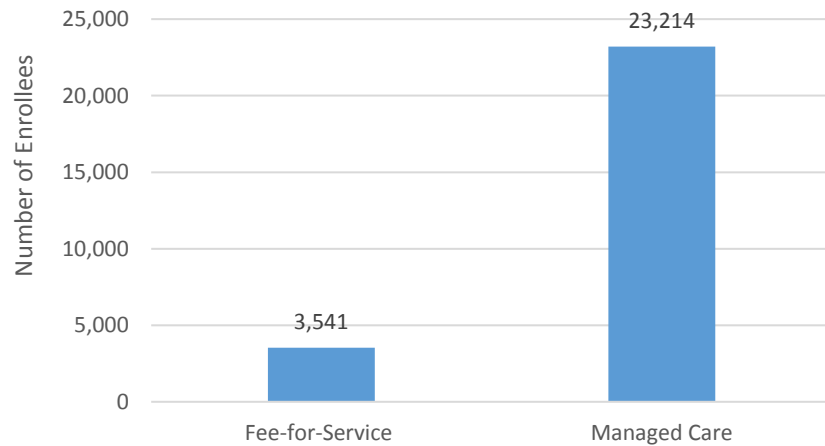
Existing and New Enrollees		Type of Coverage	
Existing*	23,715	Full Coverage	26,755
New	3,082	Limited Coverage	31
<i>*Existing refers to people already enrolled as of 5/9/2016.</i>		Spenddown	11



Flint Waiver Progress Report

Tuesday, March 13, 2018

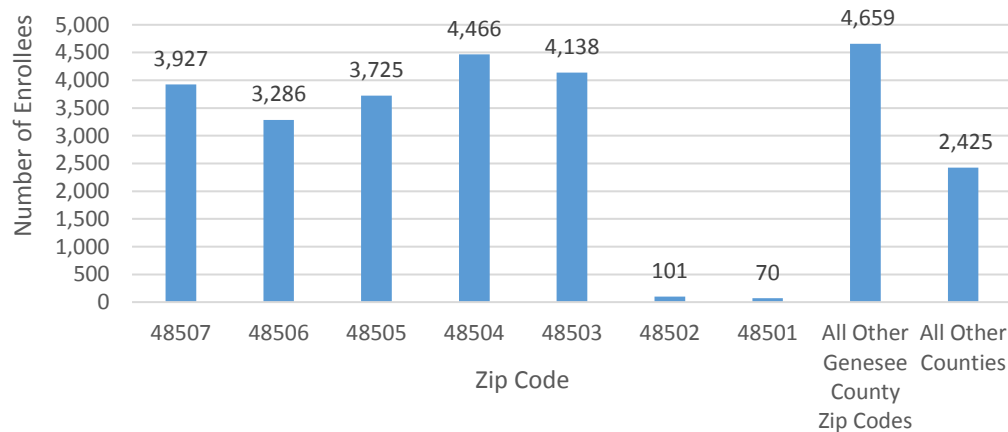
Number of Enrollees in Fee-for-Service vs. Managed Care



Health Plan Enrollment

Health Plan	Number of Enrollees	Percent of Total Enrollment
Aetna Better Health of Michigan	13	0.1%
Blue Cross Complete of Michigan	2,155	9.3%
HAP Midwest Health Plan	275	1.2%
Harbor Health Plan	2	0.0%
McLaren Health Plan	5,616	24.2%
Meridian Health Plan of Michigan	5,068	21.8%
Molina Healthcare of Michigan	9,179	39.5%
Priority Health Choice	23	0.1%
Total Health Care	18	0.1%
United Healthcare Community Plan	842	3.6%
Upper Peninsula Health Plan	23	0.1%

Number of Enrollees by Zip Code



Application and Applicant Data (since 5/9/16)

Total Applications	20,894
Applicant Data	
Applicants approved	7,331
Applicants approved for other Medicaid health care programs	11,801
Applicants pending	31
Applicants denied	21,105
Total Applicants	40,268

Application data is a running total and will not match enrollment data referenced on page 1 due to data system variances and normal monthly enrollment changes.