

Flint Waiver Progress Report

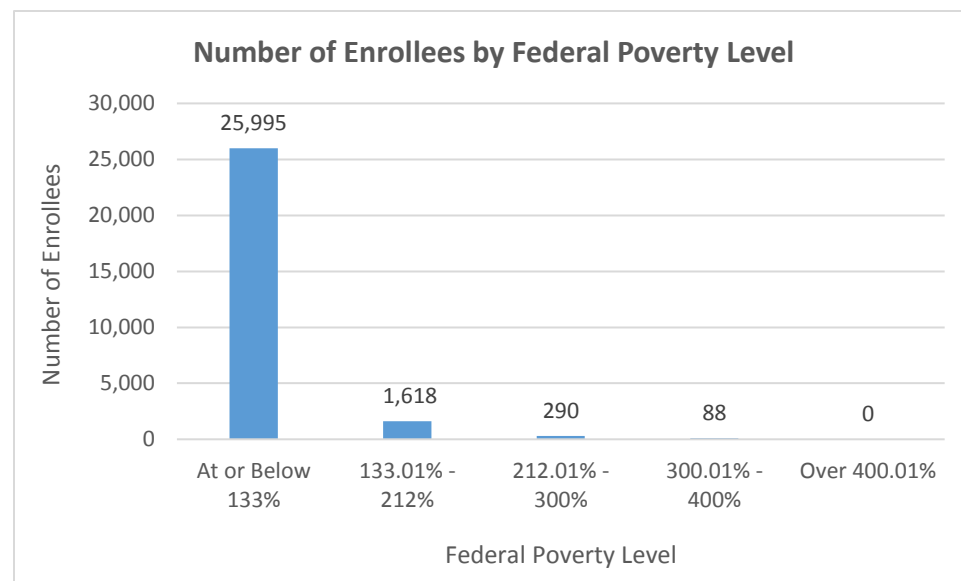
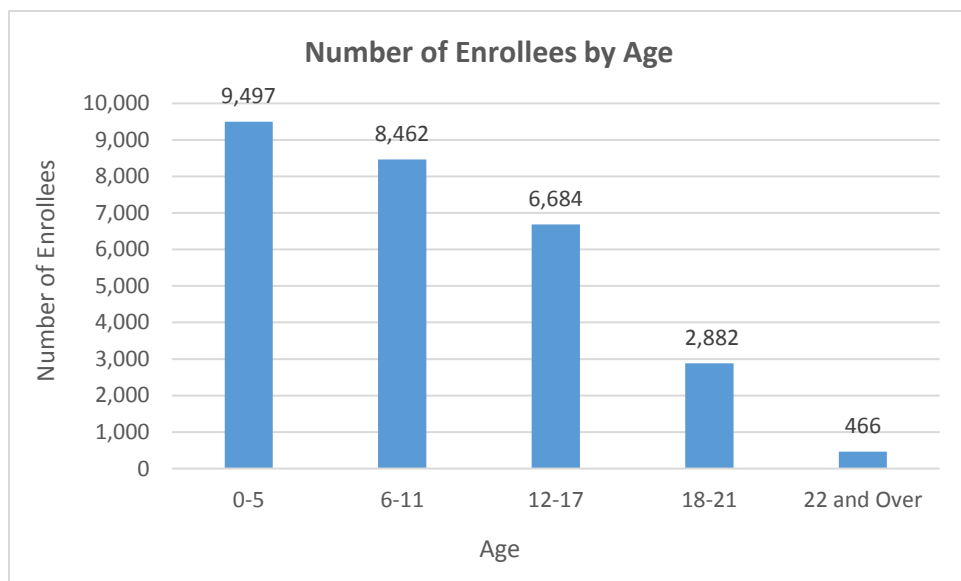
Tuesday, March 21, 2017

TOTAL ENROLLEES: 27,991

Enrollment Break Down

Gender		Pregnant Women and Under 21	
Male	13,894	Pregnant Women	692
Female	14,097	Under 21	27,299
Existing and New Enrollees		Type of Coverage	
Existing*	25,409	Full Coverage	27,933
New	2,582	Limited Coverage	48
		Spenddown	10

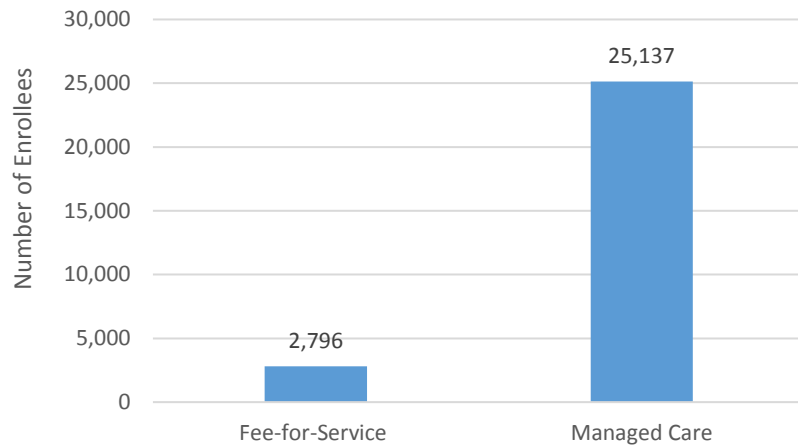
*Existing refers to people already enrolled as of 5/9/2016.



Flint Waiver Progress Report

Tuesday, March 21, 2017

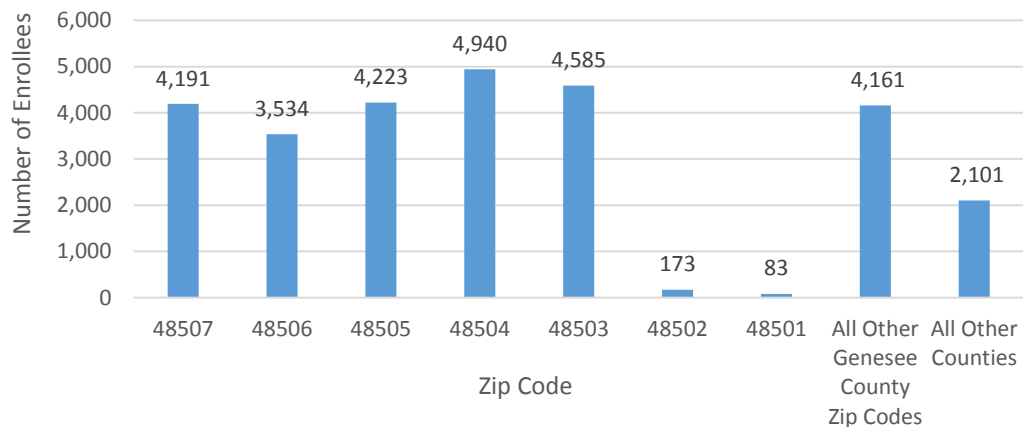
Number of Enrollees in Fee-for-Service vs. Managed Care



Health Plan Enrollment

Health Plan	Number of Enrollees	Percent of Total Enrollment
Aetna Better Health of Michigan	20	0.1%
Blue Cross Complete of Michigan	1,977	7.9%
HAP Midwest Health Plan	304	1.2%
Harbor Health Plan	2	0%
McLaren Health Plan	6,086	24.2%
Meridian Health Plan of Michigan	5,416	21.5%
Molina Healthcare of Michigan	10,451	41.6%
Priority Health Choice	19	0.1%
Total Health Care	25	0.1%
UnitedHealthcare Community Plan	817	3.3%
Upper Peninsula Health Plan	20	0.1%

Number of Enrollees by Zip Code



Application and Applicant Data (since 5/9/16)

Total Applications	12,550
Applicant Data	
Applicants approved	4,357
Applicants approved for other Medicaid health care programs	6,652
Applicants pending	70
Applicants denied	4,099
Total Applicants	15,178

Application data is a running total and will not match enrollment data referenced on page one due to data system variances and normal monthly enrollment changes.