

Flint Waiver Progress Report

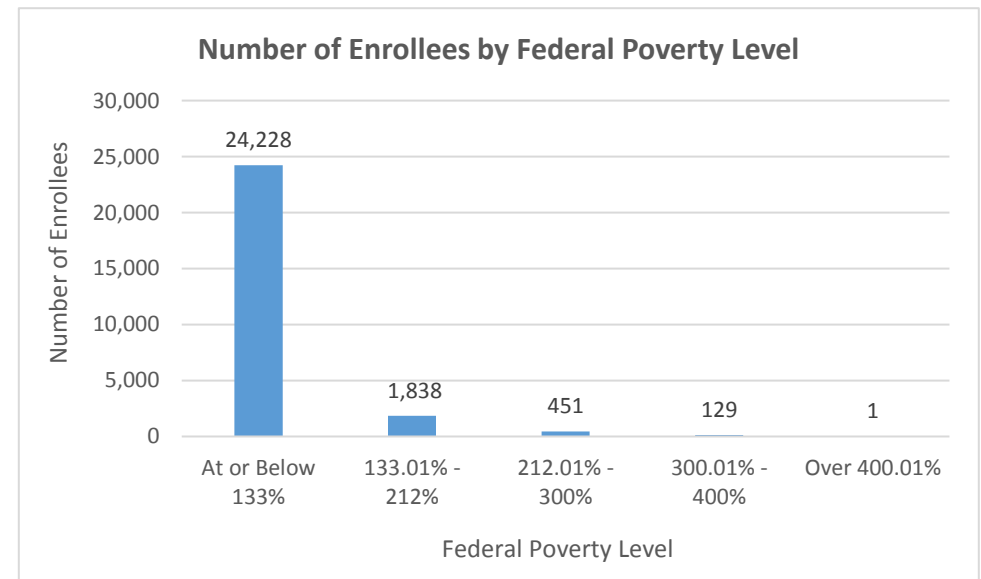
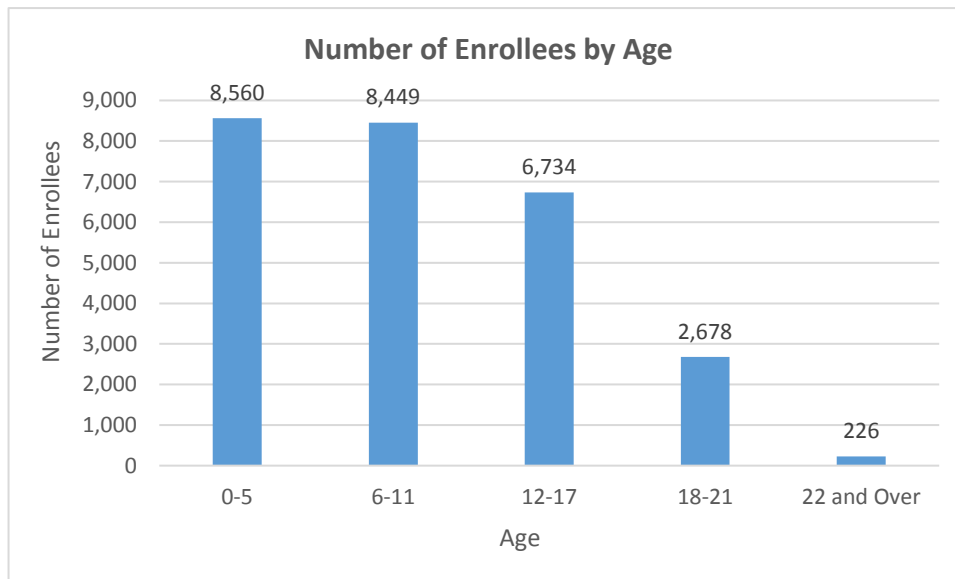
Wednesday, March 7, 2018

TOTAL ENROLLEES: 26,647

Enrollment Breakdown

Gender		Pregnant Women and Under 21	
Male	13,450	Pregnant Women	374
Female	13,197	Under 21	26,273

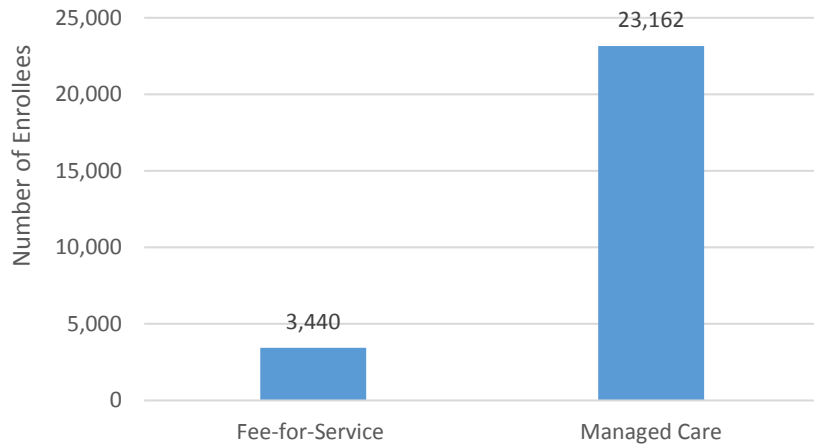
Existing and New Enrollees		Type of Coverage	
Existing*	23,619	Full Coverage	26,602
New	3,028	Limited Coverage	33
<i>*Existing refers to people already enrolled as of 5/9/2016.</i>		Spenddown	12



Flint Waiver Progress Report

Wednesday, March 7, 2018

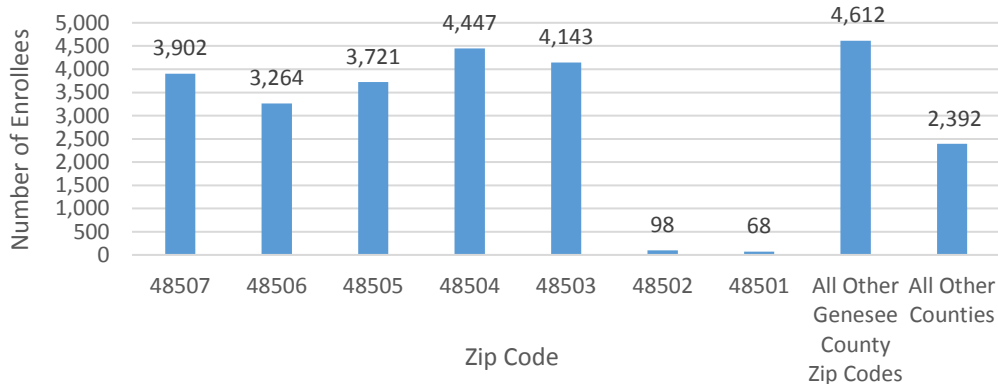
Number of Enrollees in Fee-for-Service vs. Managed Care



Health Plan Enrollment

Health Plan	Number of Enrollees	Percent of Total Enrollment
Aetna Better Health of Michigan	13	0.1%
Blue Cross Complete of Michigan	2,148	9.3%
HAP Midwest Health Plan	274	1.2%
Harbor Health Plan	2	0.0%
McLaren Health Plan	5,609	24.2%
Meridian Health Plan of Michigan	5,050	21.8%
Molina Healthcare of Michigan	9,116	39.6%
Priority Health Choice	23	0.1%
Total Health Care	18	0.1%
United Healthcare Community Plan	836	3.6%
Upper Peninsula Health Plan	23	0.1%

Number of Enrollees by Zip Code



Application and Applicant Data (since 5/9/16)

Total Applications	20,763
Applicant Data	
Applicants approved	7,300
Applicants approved for other Medicaid health care programs	11,704
Applicants pending	33
Applicants denied	20,742
Total Applicants	39,779

Application data is a running total and will not match enrollment data referenced on page 1 due to data system variances and normal monthly enrollment changes.