

## Flint Waiver Progress Report

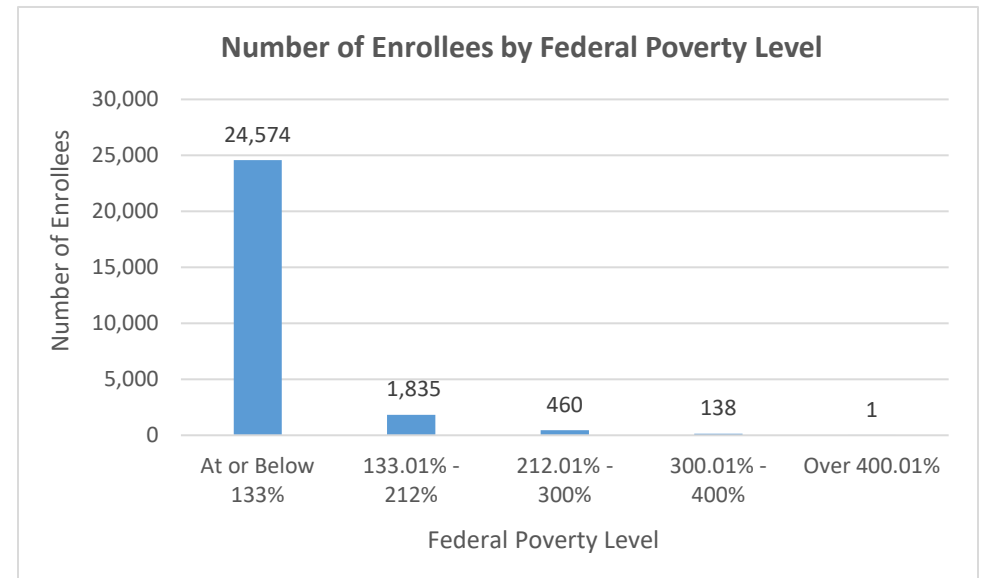
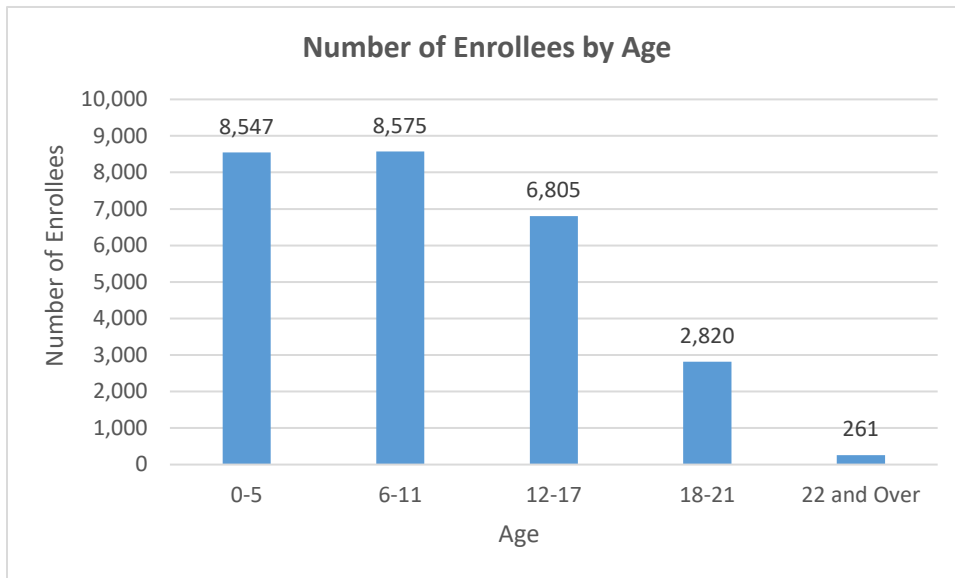
Tuesday, April 24, 2018

**TOTAL ENROLLEES: 27,008**

### Enrollment Breakdown

Gender		Pregnant Women and Under 21	
Male	13,559	Pregnant Women	407
Female	13,449	Under 21	26,601

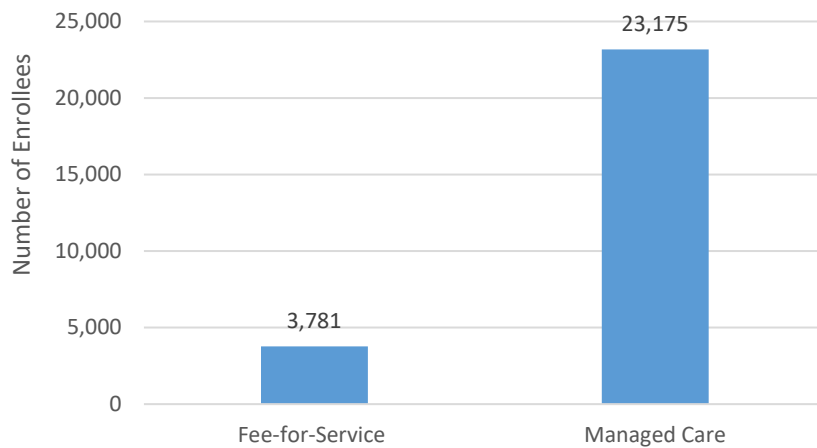
Existing and New Enrollees		Type of Coverage	
Existing*	23,754	Full Coverage	26,956
New	3,254	Limited Coverage	35
<i>*Existing refers to people already enrolled as of 5/9/2016.</i>		Spenddown	17



## Flint Waiver Progress Report

Tuesday, April 24, 2018

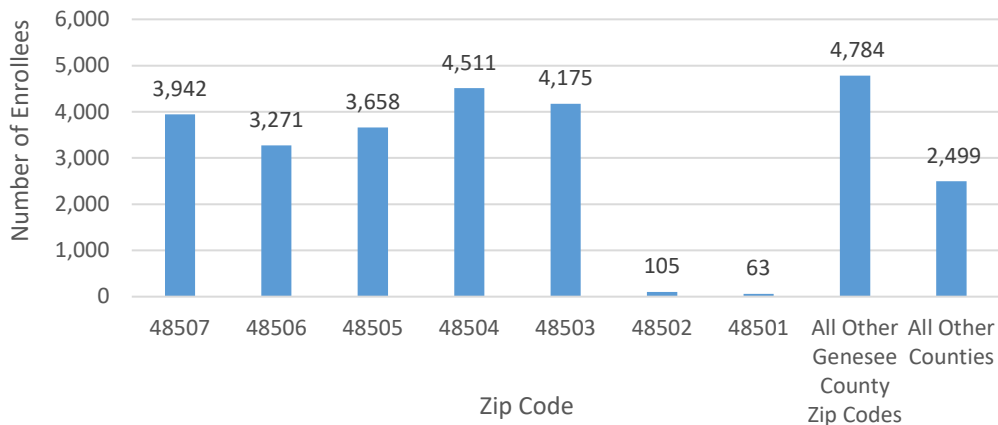
**Number of Enrollees in Fee-for-Service vs. Managed Care**



### Health Plan Enrollment

Health Plan	Number of Enrollees	Percent of Total Enrollment
Aetna Better Health of Michigan	13	0.1%
Blue Cross Complete of Michigan	2,175	9.4%
HAP Midwest Health Plan	267	1.2%
Harbor Health Plan	4	0.0%
McLaren Health Plan	5,611	24.2%
Meridian Health Plan of Michigan	5,045	21.8%
Molina Healthcare of Michigan	9,156	39.5%
Priority Health Choice	32	0.1%
Total Health Care	17	0.1%
United Healthcare Community Plan	834	3.6%
Upper Peninsula Health Plan	21	0.1%

**Number of Enrollees by Zip Code**



### Application and Applicant Data (since 5/9/16)

<b>Total Applications</b>	<b>21,657</b>
<b>Applicant Data</b>	
Applicants approved	7,656
Applicants approved for other Medicaid health care programs	12,250
Applicants pending	23
Applicants denied	23,555
<b>Total Applicants</b>	<b>43,484</b>

*Application data is a running total and will not match enrollment data referenced on page 1 due to data system variances and normal monthly enrollment changes.*