

Flint Waiver Progress Report

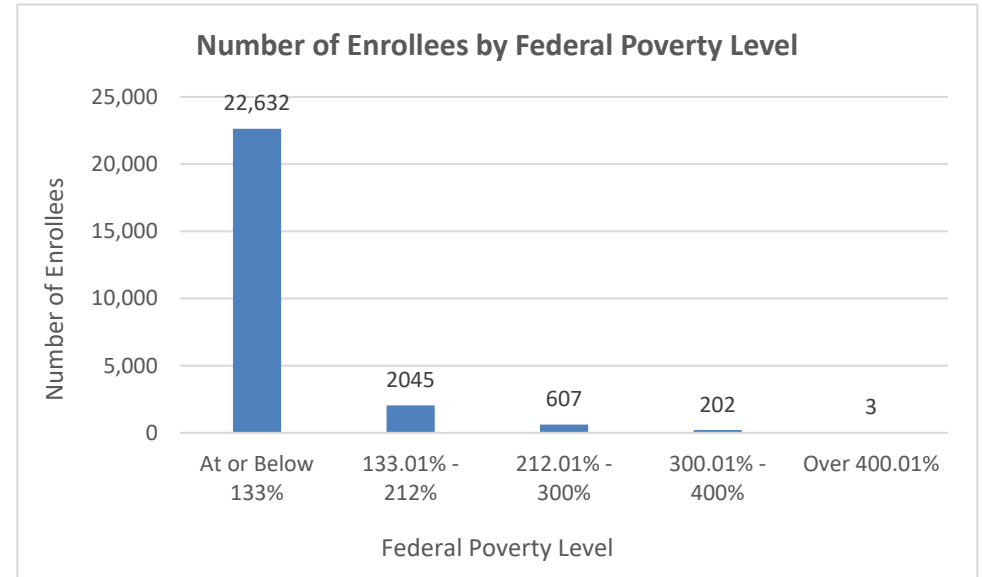
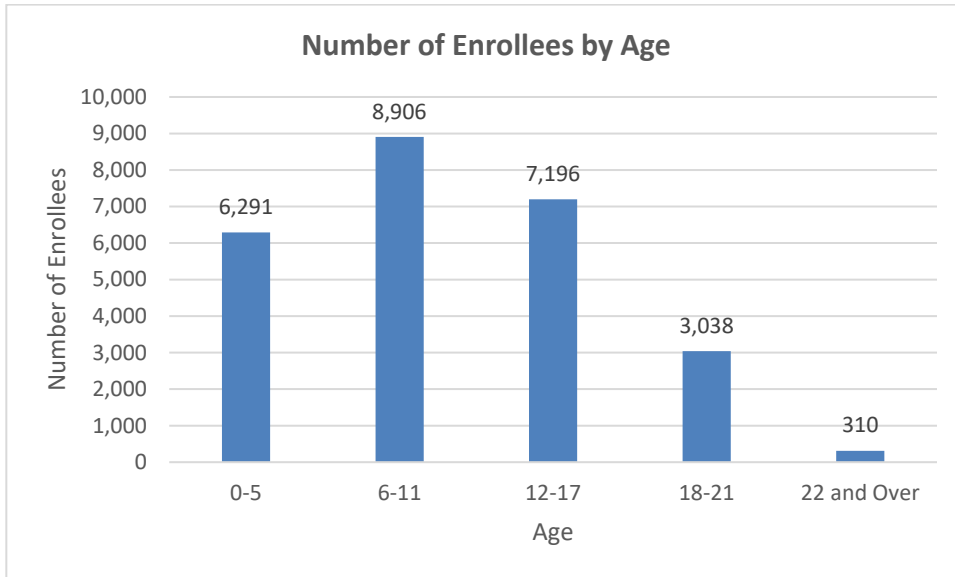
Tuesday, April 28, 2020

TOTAL ENROLLEES: 25,741

Enrollment Breakdown

Gender		Pregnant Women and Under 21	
Male	12,889	Pregnant Women	467
Female	12,852	Under 21	25,741

Existing and New Enrollees		Type of Coverage	
Existing*	21,136	Full Coverage	25,689
New	4605	Limited Coverage	34
<i>*Existing refers to people already enrolled as of 5/9/2016.</i>		Spendedown	18

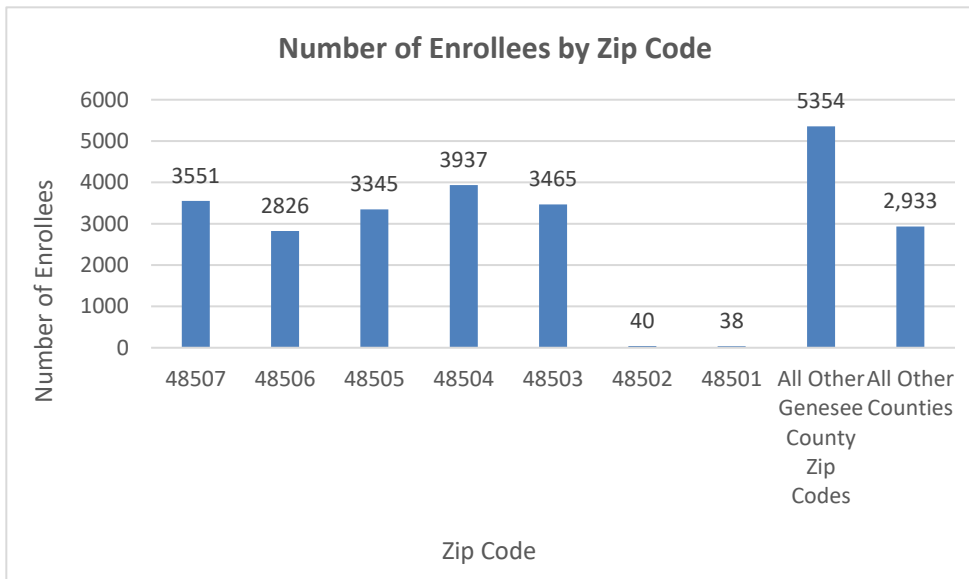
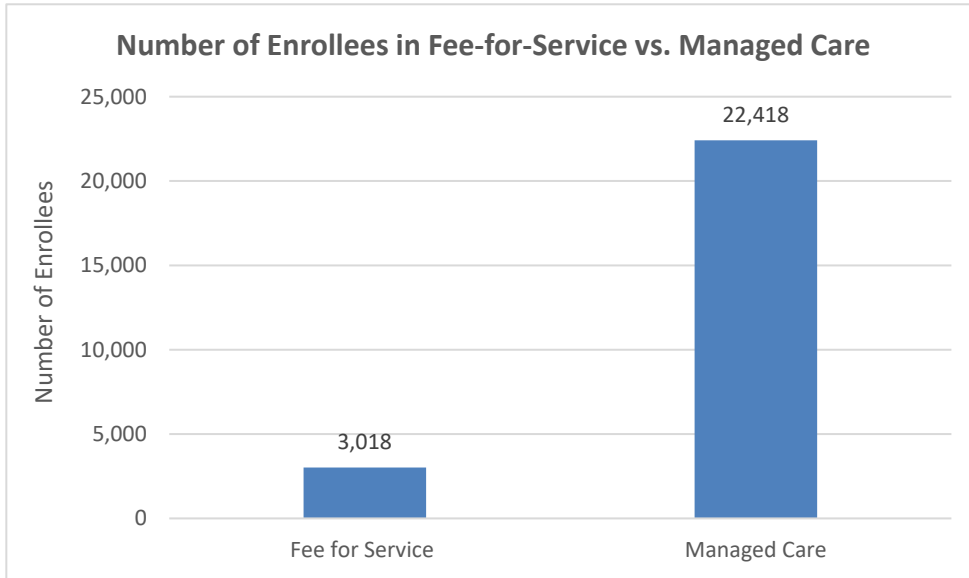


Flint Waiver Progress Report

Tuesday, April 28, 2020

Health Plan Enrollment

	Number of Enrollees	Percent of Total Enrollment
Aetna Better Health of Michigan	18	0.1%
Blue Cross Complete of Michigan	2,798	12.4%
McLaren Health Plan	5,305	23.5%
Meridian Health Plan of Michigan	4,956	21.9%
Midwest Health Plan Inc	447	2.0%
Molina Healthcare of Michigan	7,595	33.6%
Priority Health Choice	57	0.3%
Total Health Care	25	0.1%
United Healthcare Community Plan	1,366	6.0%
Upper Peninsula Health Plan	18	0.1%



Application and Applicant Data (since 5/9/16)

Total Applications	28,689
Applicant Data	
Applicants approved	13,188
Applicants approved for other Medicaid health care programs	13,989
Applicants pending	8
Applicants denied	70,784
Total Applicants	97,969

Application data is a running total and will not match enrollment data referenced on page 1 due to data system variances and normal monthly enrollment changes.