

## Flint Waiver Progress Report

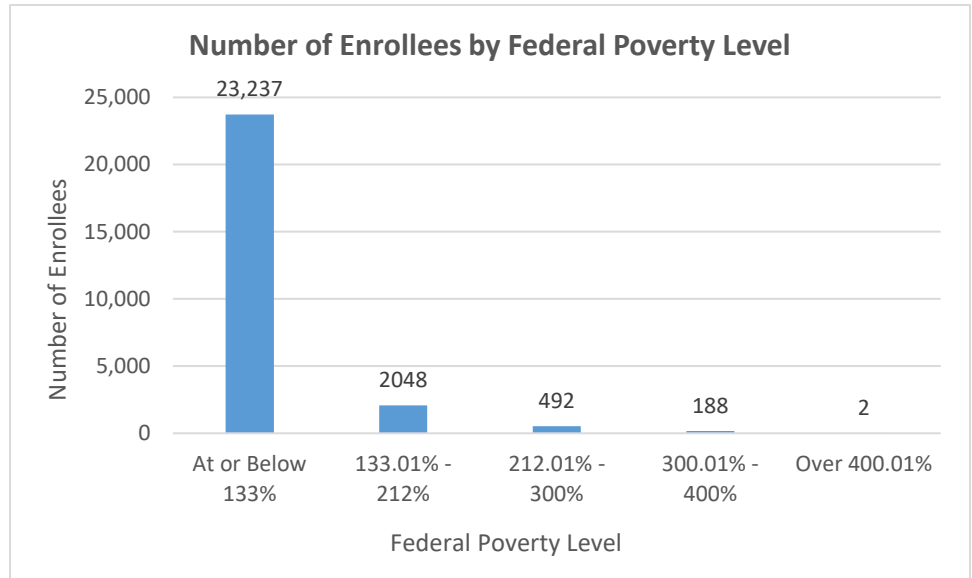
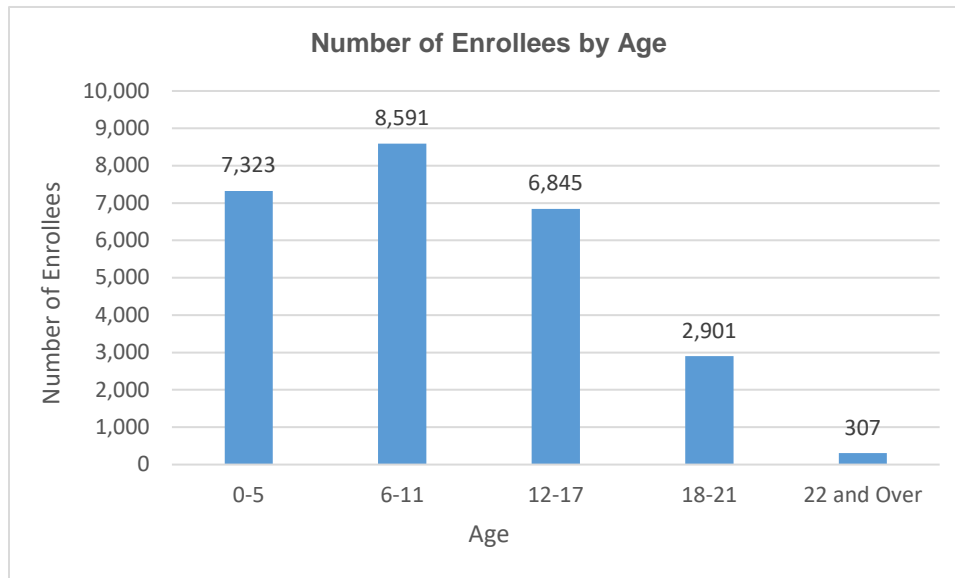
Tuesday, April 30, 2019

**TOTAL ENROLLEES: 26,095**

### Enrollment Breakdown

Gender		Pregnant Women and Under 21	
Male	13,137	Pregnant Women	441
Female	12,830	Under 21	25,526

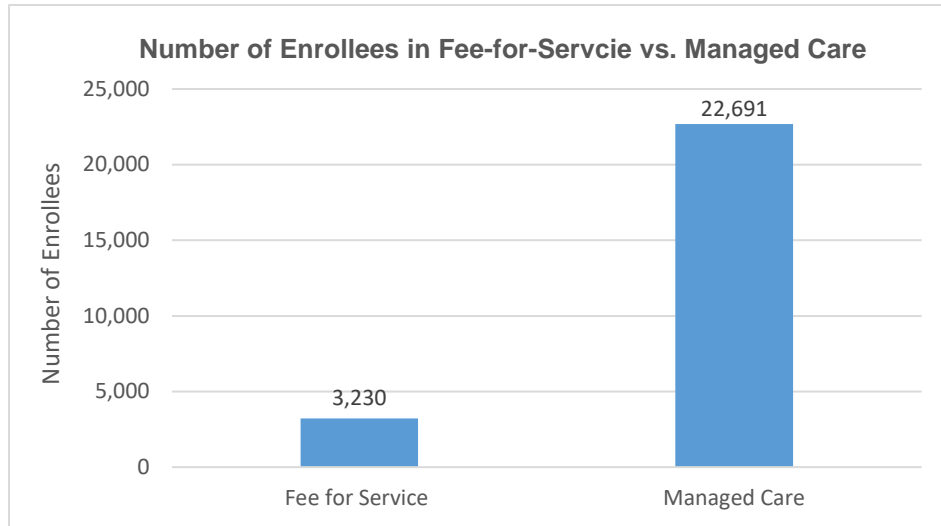
Existing and New Enrollees		Type of Coverage	
Existing*	22,049	Full Coverage	25,921
New	3,918	Limited Coverage	29
<i>*Existing refers to people already enrolled as of 5/9/2016.</i>		Spenddown	17



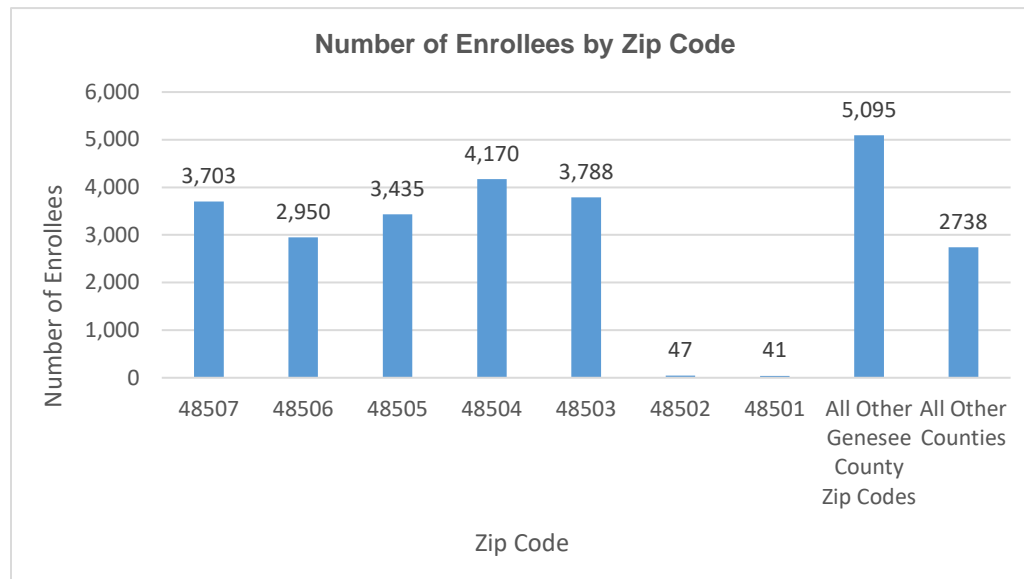
## Flint Waiver Progress Report

Tuesday, April 30, 2019

### Health Plan Enrollment



Health Plan	Number of Enrollees	Percent of Total Enrollment
Aetna Better Health of Michigan	8	0.0%
Blue Cross Complete of Michigan	2,436	10.7%
HAP Midwest Health Plan	308	1.4%
Harbor Health Plan	3	0.0%
McLaren Health Plan	5,413	23.9%
Meridian Health Plan of Michigan	5,213	23.0%
Molina Healthcare of Michigan	8,171	36.0%
Priority Health Choice	41	0.2%
Total Health Care	27	0.1%
United Healthcare Community Plan	1,054	4.6%
Upper Peninsula Health Plan	17	0.1%



### Application and Applicant Data (since 5/9/16)

<b>Total Applications</b>	<b>25,515</b>
<b>Applicant Data</b>	
Applicants approved	10,431
Applicants approved for other Medicaid health care programs	13,471
Applicants pending	8
Applicants denied	45,144
<b>Total Applicants</b>	<b>69,054</b>

*Application data is a running total and will not match enrollment data referenced on page 1 due to data system variances and normal monthly enrollment changes.*