

Flint Waiver Progress Report

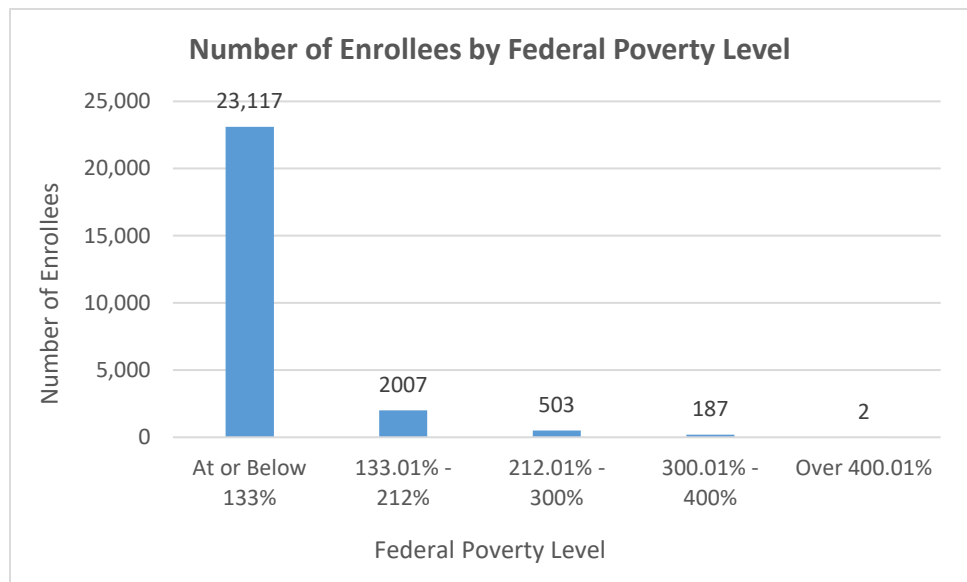
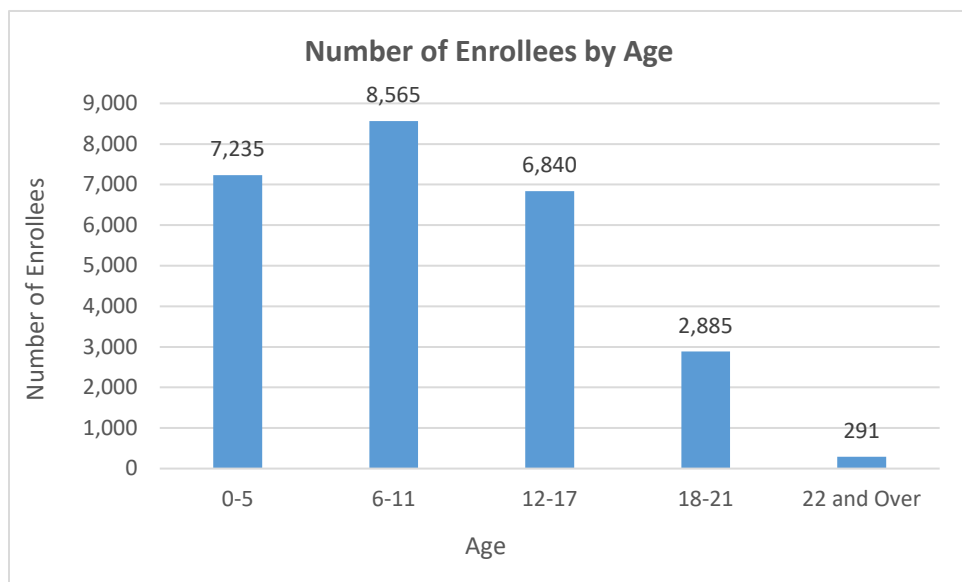
Tuesday, May 28, 2019

TOTAL ENROLLEES: 25,816

Enrollment Breakdown

Gender		Pregnant Women and Under 21	
Male	13,033	Pregnant Women	441
Female	12,783	Under 21	25,526

Existing and New Enrollees		Type of Coverage	
Existing*	21,841	Full Coverage	25,776
New	3,975	Limited Coverage	26
<i>*Existing refers to people already enrolled as of 5/9/2016.</i>		Spenddown	14

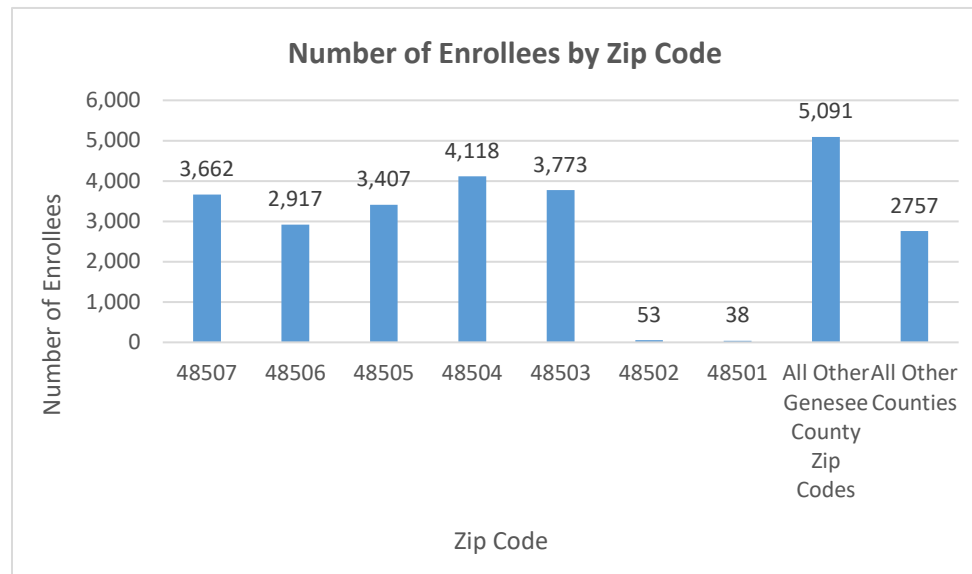
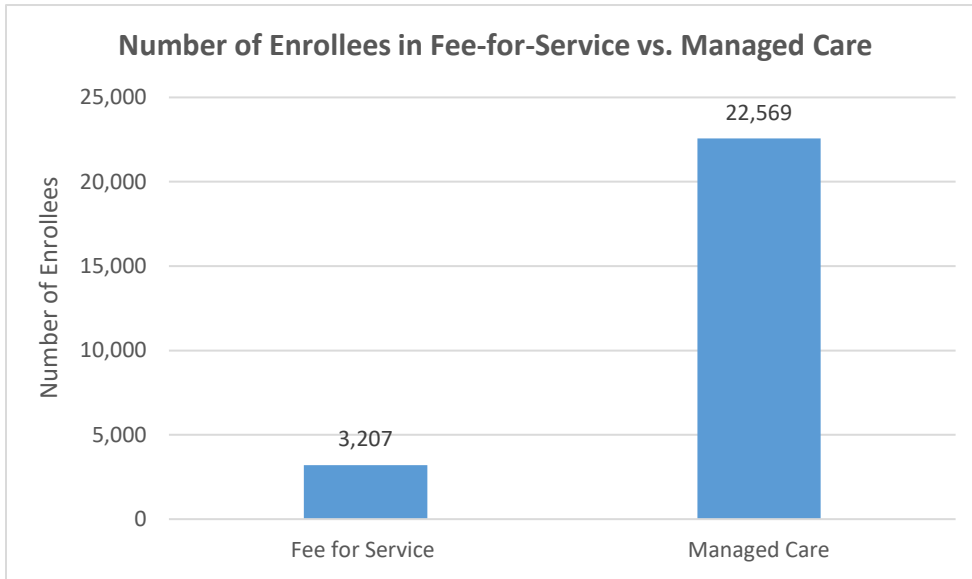


Flint Waiver Progress Report

Tuesday, May 28, 2019

Health Plan Enrollment

Health Plan	Number of Enrollees	Percent of Total Enrollment
Aetna Better Health of Michigan	7	0.0%
Blue Cross Complete of Michigan	2,455	10.9%
HAP Midwest Health Plan	315	1.4%
Harbor Health Plan	3	0.0%
McLaren Health Plan	5,374	23.8%
Meridian Health Plan of Michigan	5,143	22.8%
Molina Healthcare of Michigan	8,091	35.9%
Priority Health Choice	43	0.2%
Total Health Care	27	0.1%
United Healthcare Community Plan	1,097	4.9%
Upper Peninsula Health Plan	14	0.1%



Application and Applicant Data (since 5/9/16)

Total Applications	25,764
Applicant Data	
Applicants approved	8,781
Applicants approved for other Medicaid health care programs	15,375
Applicants pending	7
Applicants denied	46,783
Total Applicants	70,946

Application data is a running total and will not match enrollment data referenced on page 1 due to data system variances and normal monthly enrollment changes.