

## Flint Waiver Progress Report

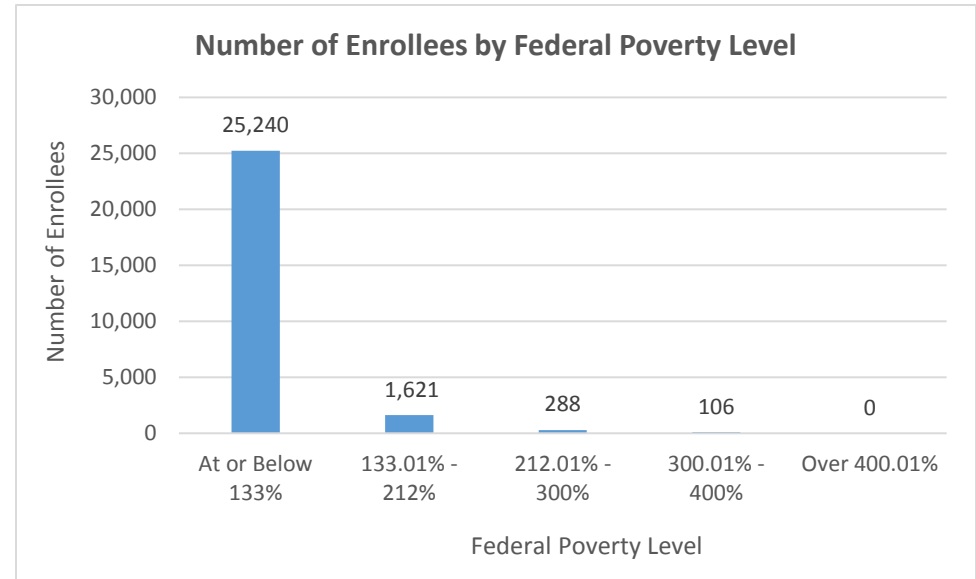
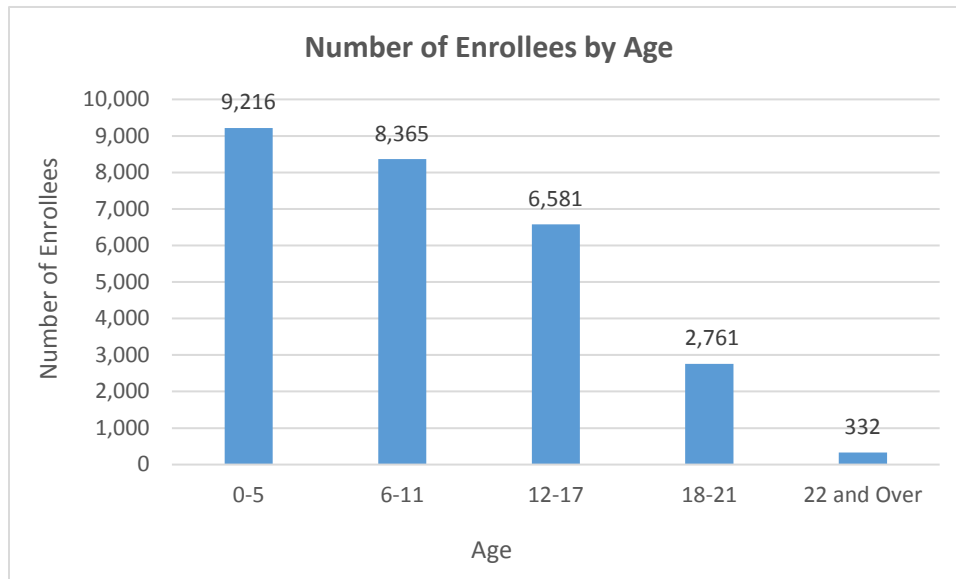
Wednesday, May 3, 2017

**TOTAL ENROLLEES: 27,255**

### Enrollment Break Down

Gender		Pregnant Women and Under 21	
Male	13,618	Pregnant Women	561
Female	13,637	Under 21	26,694
Existing and New Enrollees		Type of Coverage	
Existing*	24,763	Full Coverage	27,194
New	2,492	Limited Coverage	54
		Spenddown	7

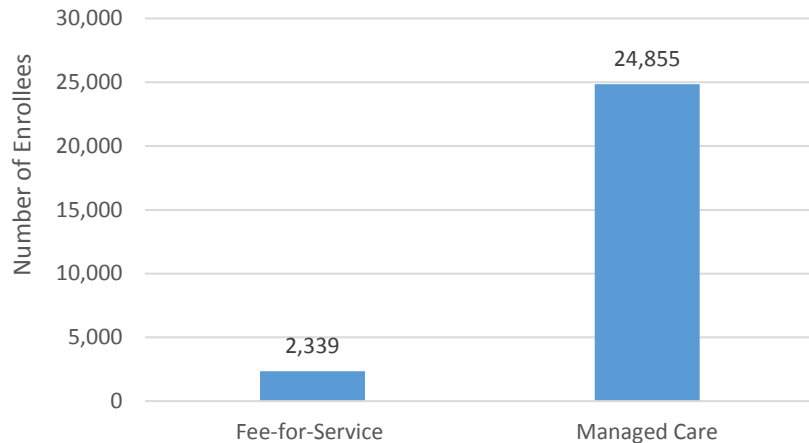
\*Existing refers to people already enrolled as of 5/9/2016.



## Flint Waiver Progress Report

Wednesday, May 3, 2017

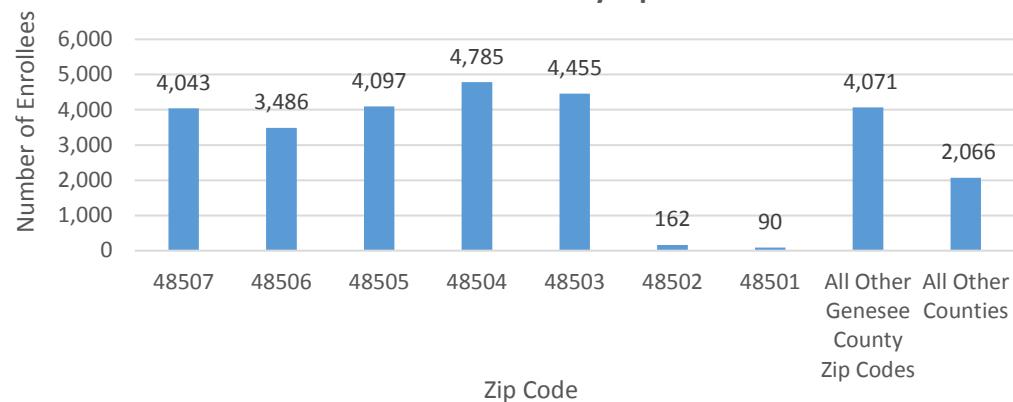
### Number of Enrollees in Fee-for-Service vs. Managed Care



### Health Plan Enrollment

Health Plan	Number of Enrollees	Percent of Total Enrollment
Aetna Better Health of Michigan	19	0.1%
Blue Cross Complete of Michigan	2,041	8.2%
HAP Midwest Health Plan	303	1.2%
Harbor Health Plan	3	0%
McLaren Health Plan	5,973	24.4%
Meridian Health Plan of Michigan	5,388	21.7%
Molina Healthcare of Michigan	10,206	41.1%
Priority Health Choice	20	0.1%
Total Health Care	25	0.1%
UnitedHealthcare Community Plan	857	3.4%
Upper Peninsula Health Plan	20	0.1%

### Number of Enrollees by Zip Code



### Application and Applicant Data (since 5/9/16)

<b>Total Applications</b>	<b>13,608</b>
<b>Applicant Data</b>	
Applicants approved	4,729
Applicants approved for other Medicaid health care programs	7,337
Applicants pending	85
Applicants denied	5,463
<b>Total Applicants</b>	<b>17,614</b>

*Application data is a running total and will not match enrollment data referenced on page one due to data system variances and normal monthly enrollment changes.*