

Flint Waiver Progress Report

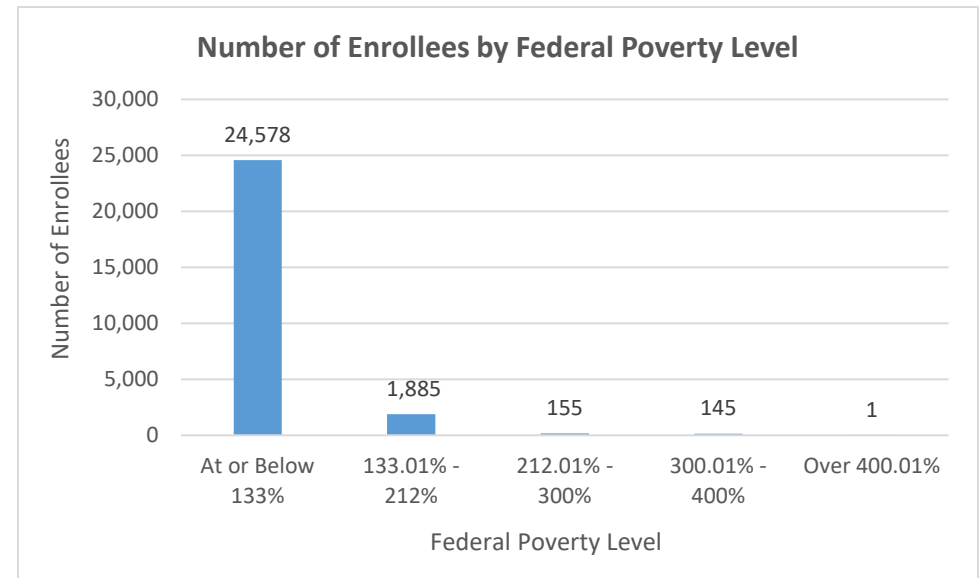
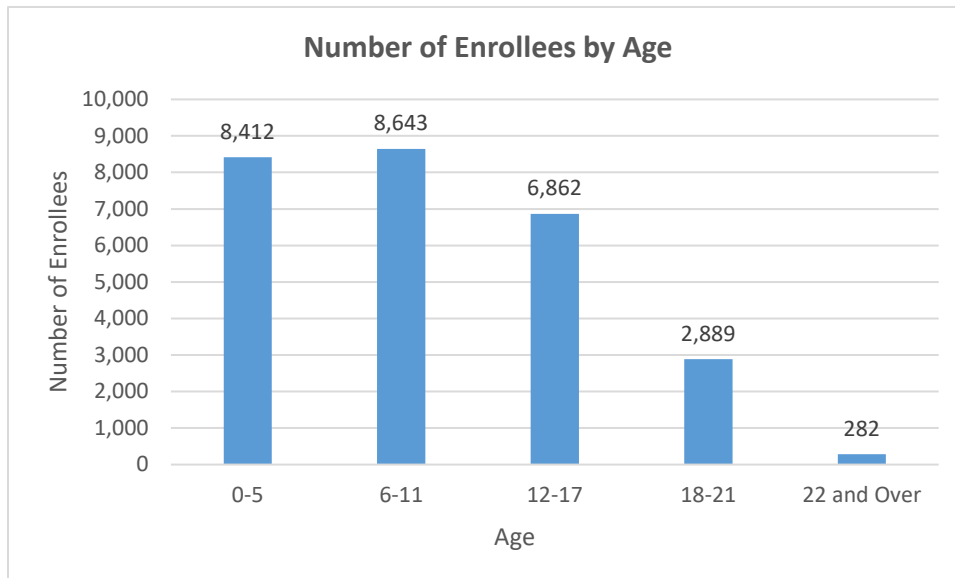
Wednesday, May 30, 2018

TOTAL ENROLLEES: 27,008

Enrollment Breakdown

Gender		Pregnant Women and Under 21	
Male	13,594	Pregnant Women	435
Female	13,494	Under 21	26,653

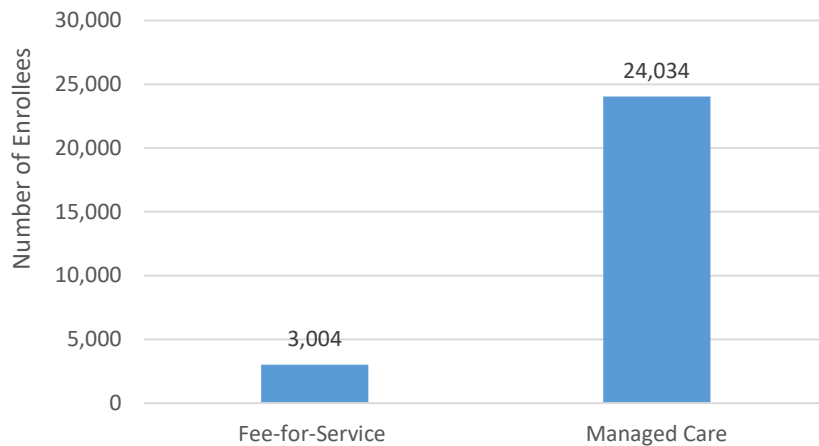
Existing and New Enrollees		Type of Coverage	
Existing*	23,763	Full Coverage	27,038
New	3,325	Limited Coverage	39
*Existing refers to people already enrolled as of 5/9/2016.		Spenddown	11



Flint Waiver Progress Report

Wednesday, May 30, 2018

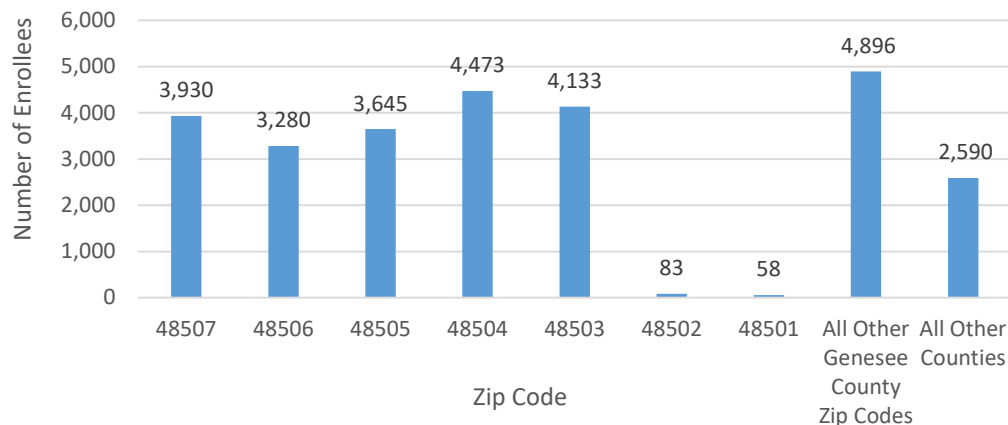
Number of Enrollees in Fee-for-Service vs. Managed Care



Health Plan Enrollment

Health Plan	Number of Enrollees	Percent of Total Enrollment
Aetna Better Health of Michigan	7	0.0%
Blue Cross Complete of Michigan	2,320	9.7%
HAP Midwest Health Plan	315	1.3%
Harbor Health Plan	2	0.0%
McLaren Health Plan	5,805	24.2%
Meridian Health Plan of Michigan	5,563	22.3%
Molina Healthcare of Michigan	9,250	38.5%
Priority Health Choice	34	0.1%
Total Health Care	23	0.1%
United Healthcare Community Plan	898	3.7%
Upper Peninsula Health Plan	17	0.1%

Number of Enrollees by Zip Code



Application and Applicant Data (since 5/9/16)

Total Applications	22,324
Applicant Data	
Applicants approved	7,967
Applicants approved for other Medicaid health care programs	12,586
Applicants pending	36
Applicants denied	25,583
Total Applicants	46,172

Application data is a running total and will not match enrollment data referenced on page 1 due to data system variances and normal monthly enrollment changes.