

Flint Waiver Progress Report

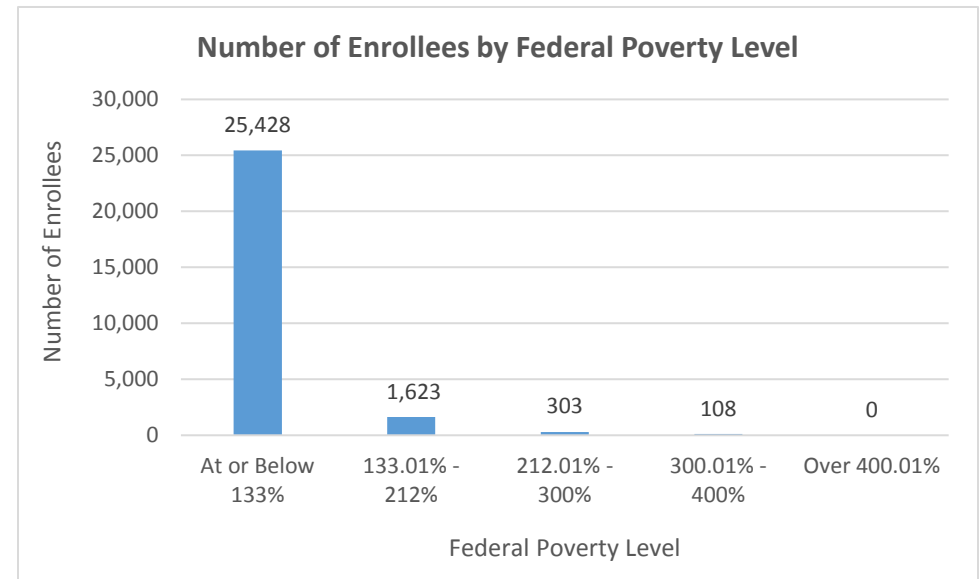
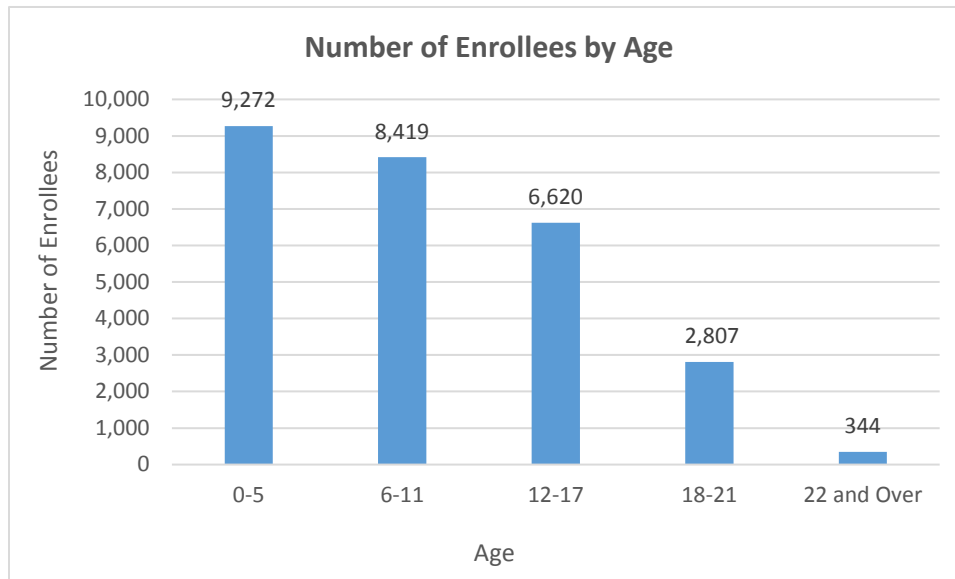
Tuesday, May 9, 2017

TOTAL ENROLLEES: 27,462

Enrollment Break Down

Gender		Pregnant Women and Under 21	
Male	13,719	Pregnant Women	567
Female	13,743	Under 21	26,895
Existing and New Enrollees		Type of Coverage	
Existing*	24,868	Full Coverage	27,402
New	2,594	Limited Coverage	53
		Spenddown	7

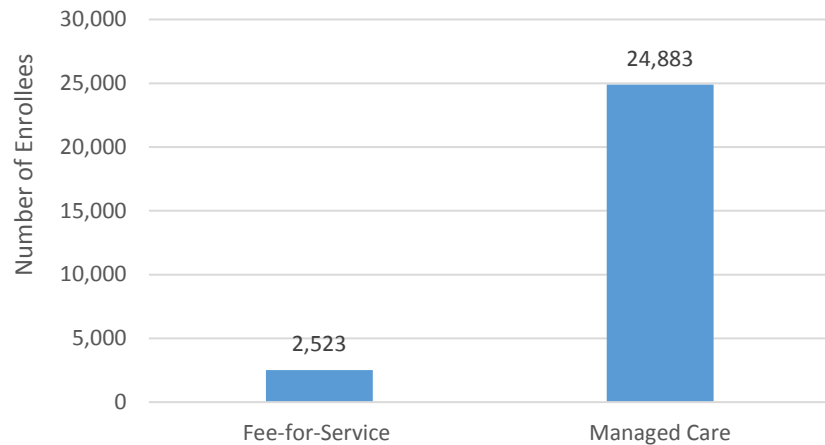
*Existing refers to people already enrolled as of 5/9/2016.



Flint Waiver Progress Report

Tuesday, May 9, 2017

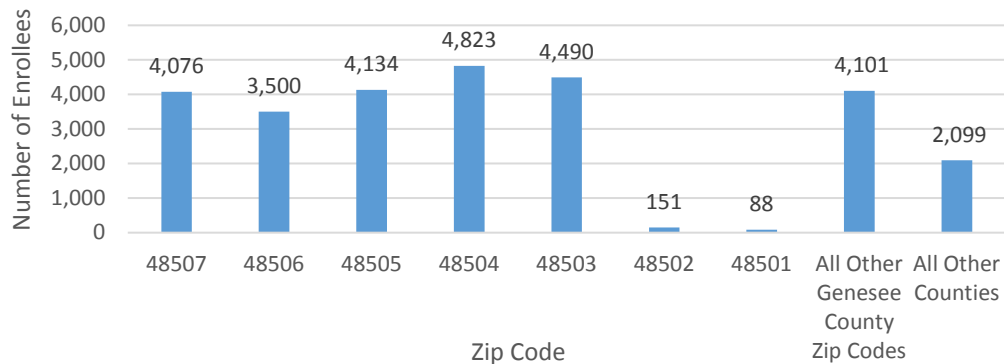
Number of Enrollees in Fee-for-Service vs. Managed Care



Health Plan Enrollment

Health Plan	Number of Enrollees	Percent of Total Enrollment
Aetna Better Health of Michigan	19	0.1%
Blue Cross Complete of Michigan	2,045	8.2%
HAP Midwest Health Plan	303	1.2%
Harbor Health Plan	3	0%
McLaren Health Plan	5,986	24.0%
Meridian Health Plan of Michigan	5,396	21.7%
Molina Healthcare of Michigan	10,209	41.1%
Priority Health Choice	20	0.1%
Total Health Care	25	0.1%
UnitedHealthcare Community Plan	857	3.4%
Upper Peninsula Health Plan	20	0.1%

Number of Enrollees by Zip Code



Application and Applicant Data (since 5/9/16)

Total Applications	13,880
Applicant Data	
Applicants approved	4,847
Applicants approved for other Medicaid health care programs	7,475
Applicants pending	80
Applicants denied	5,754
Total Applicants	18,156

Application data is a running total and will not match enrollment data referenced on page one due to data system variances and normal monthly enrollment changes.