

Flint Waiver Progress Report

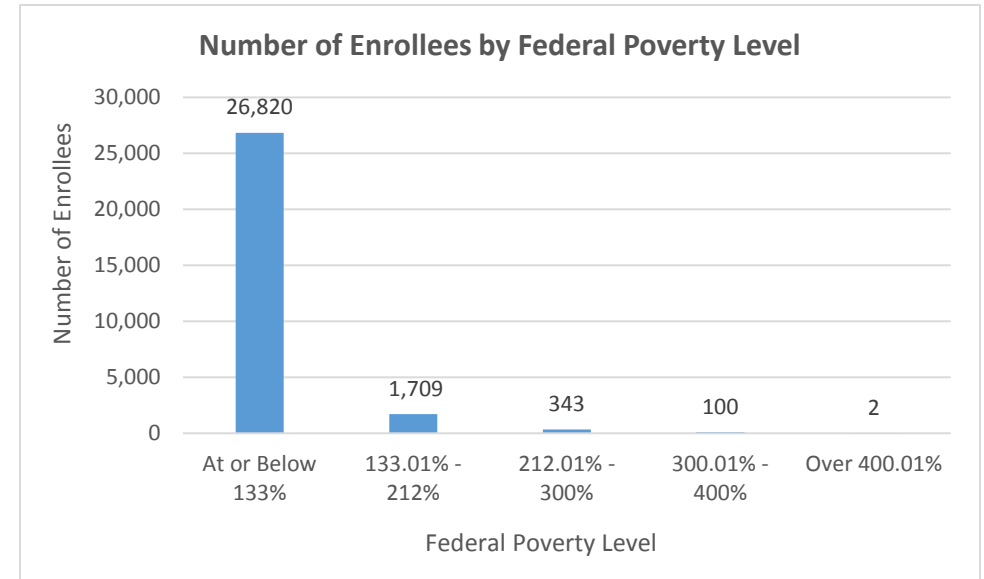
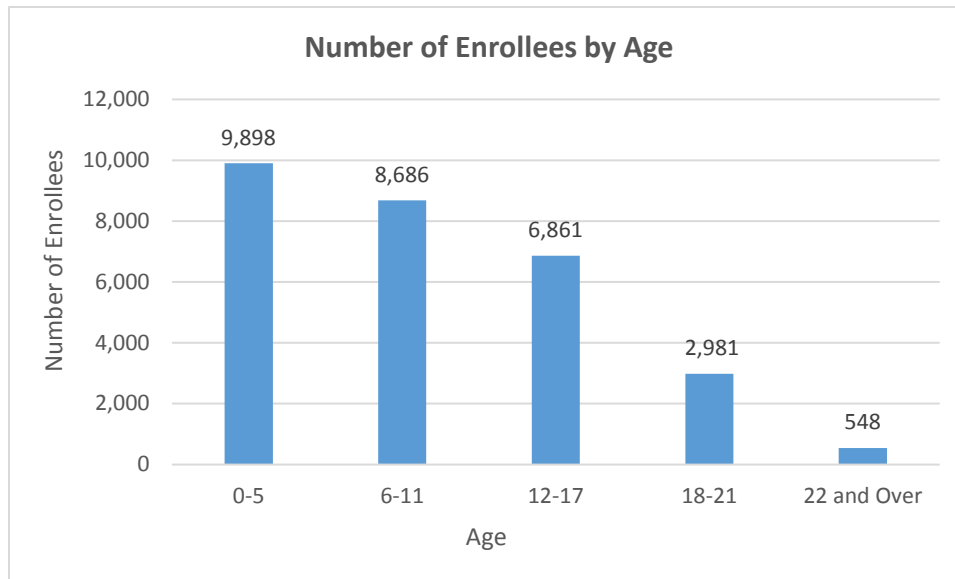
Tuesday, June 20, 2017

TOTAL ENROLLEES: 28,974

Enrollment Break Down

Gender		Pregnant Women and Under 21	
Male	14,366	Pregnant Women	786
Female	14,608	Under 21	28,188
Existing and New Enrollees		Type of Coverage	
Existing*	26,244	Full Coverage	28,915
New	2,730	Limited Coverage	53
		Spenddown	6

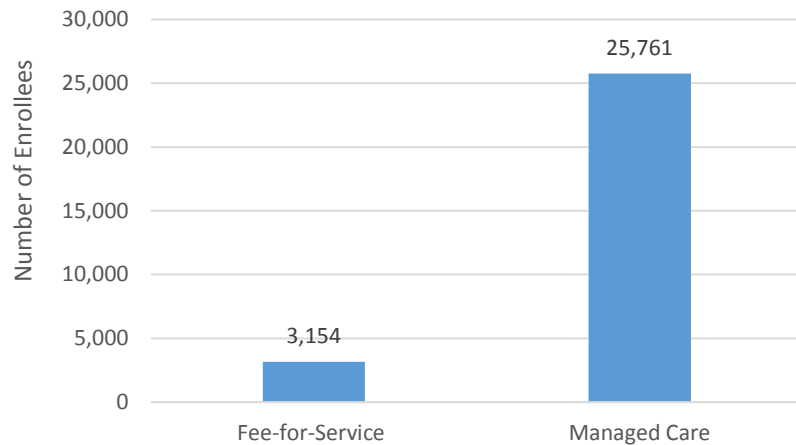
*Existing refers to people already enrolled as of 5/9/2016.



Flint Waiver Progress Report

Tuesday, June 20, 2017

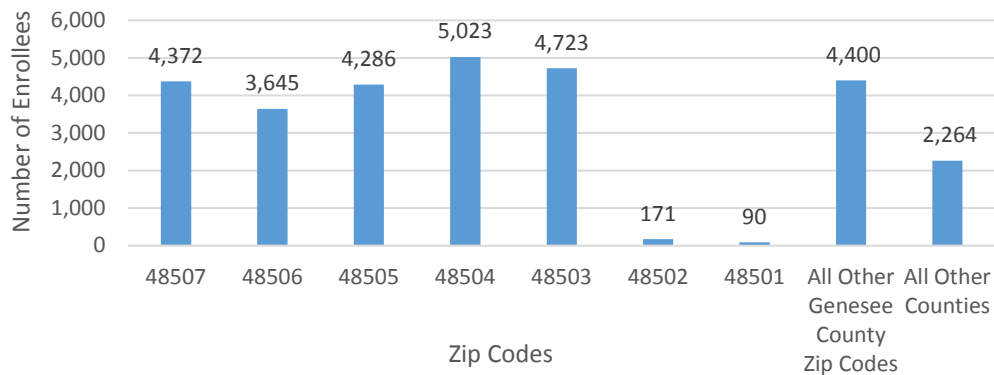
Number of Enrollees in Fee-for-Service vs. Managed Care



Health Plan Enrollment

Health Plan	Number of Enrollees	Percent of Total Enrollment
Aetna Better Health of Michigan	20	0.1%
Blue Cross Complete of Michigan	2,185	8.5%
HAP Midwest Health Plan	338	1.3%
Harbor Health Plan	3	0%
McLaren Health Plan	6,215	24.1%
Meridian Health Plan of Michigan	5,587	21.7%
Molina Healthcare of Michigan	10,452	40.6%
Priority Health Choice	21	0.1%
Total Health Care	25	0.1%
UnitedHealthcare Community Plan	896	3.5%
Upper Peninsula Health Plan	19	0.1%

Number of Enrollees by Zip Code



Application and Applicant Data (since 5/9/16)

Total Applications	15,049
Applicant Data	
Applicants approved	5,264
Applicants approved for other Medicaid health care programs	8,195
Applicants pending	71
Applicants denied	7,262
Total Applicants	20,792

Application data is a running total and will not match enrollment data referenced on page one due to data system variances and normal monthly enrollment changes.