

Flint Waiver Progress Report

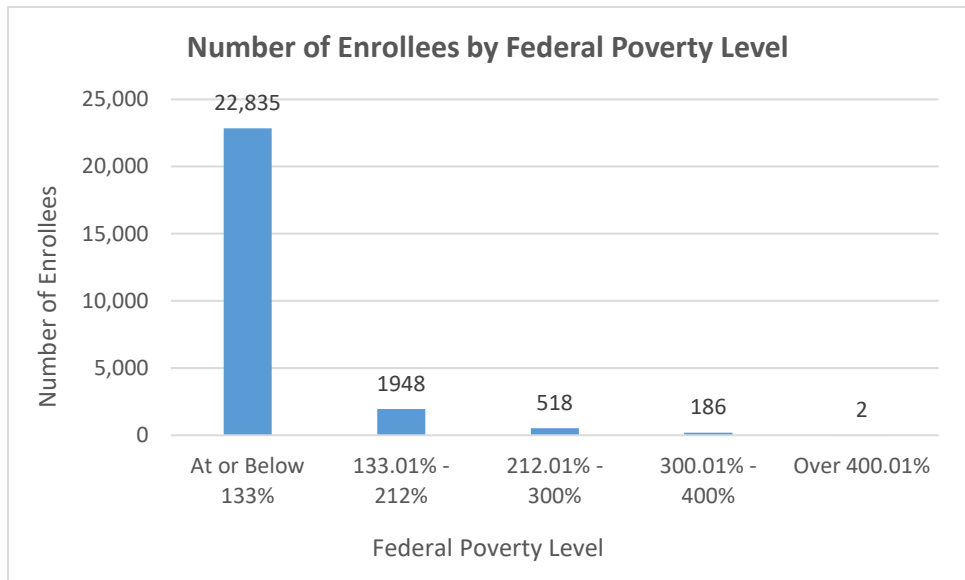
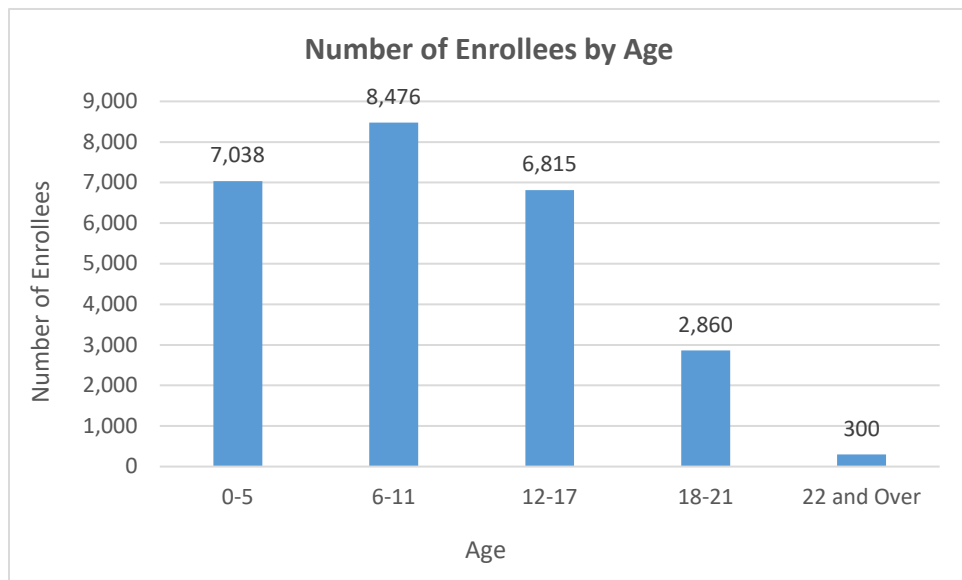
Tuesday, June 25, 2019

TOTAL ENROLLEES: 25,489

Enrollment Breakdown

Gender		Pregnant Women and Under 21	
Male	12,865	Pregnant Women	413
Female	12,624	Under 21	25,076

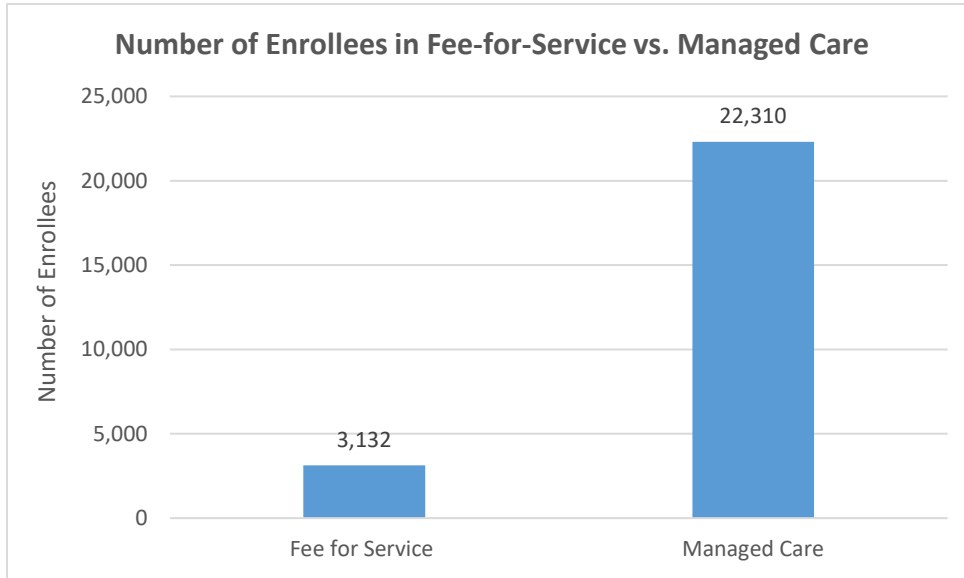
Existing and New Enrollees		Type of Coverage	
Existing*	21,486	Full Coverage	25,442
New	4,003	Limited Coverage	27
<i>*Existing refers to people already enrolled as of 5/9/2016.</i>		Spenddown	20



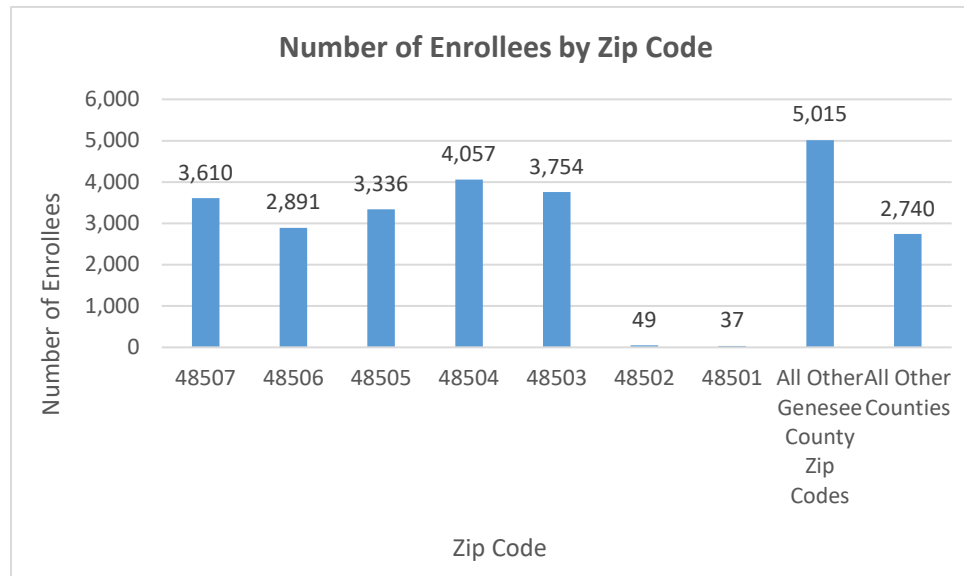
Flint Waiver Progress Report

Tuesday, June 25, 2019

Health Plan Enrollment



	Number of Enrollees	Percent of Total Enrollment
Aetna Better Health of Michigan	9	0.0%
Blue Cross Complete of Michigan	2,468	11.1%
HAP Midwest Health Plan	314	1.4%
Harbor Health Plan	3	0.0%
McLaren Health Plan	5,308	23.8%
Meridian Health Plan of Michigan	5,087	22.8%
Molina Healthcare of Michigan	7,934	35.6%
Priority Health Choice	40	0.2%
Total Health Care	29	0.1%
United Healthcare Community Plan	1,105	5.0%
Upper Peninsula Health Plan	13	0.1%



Application and Applicant Data (since 5/9/16)

Total Applications	26,005
Applicant Data	
Applicants approved	13,545
Applicants approved for other Medicaid health care programs	10,854
Applicants pending	12
Applicants denied	48,472
Total Applicants	72,883

Application data is a running total and will not match enrollment data referenced on page 1 due to data system variances and normal monthly enrollment changes.