

Flint Waiver Progress Report

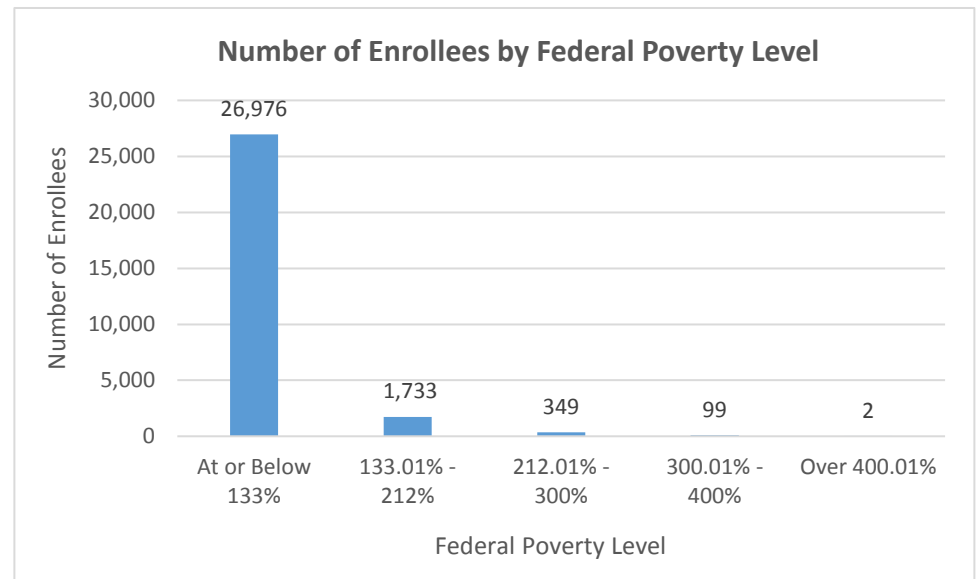
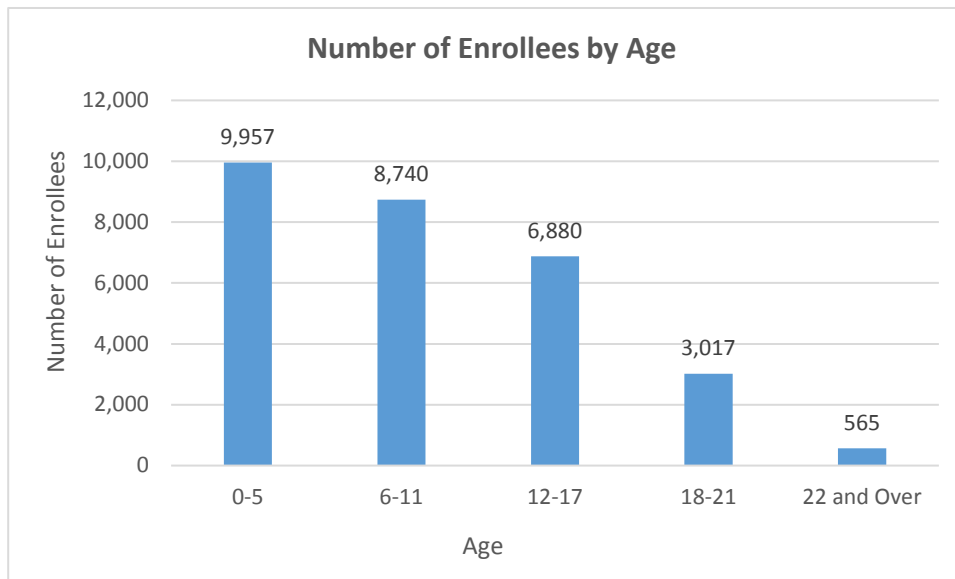
Tuesday, June 27, 2017

TOTAL ENROLLEES: 29,159

Enrollment Break Down

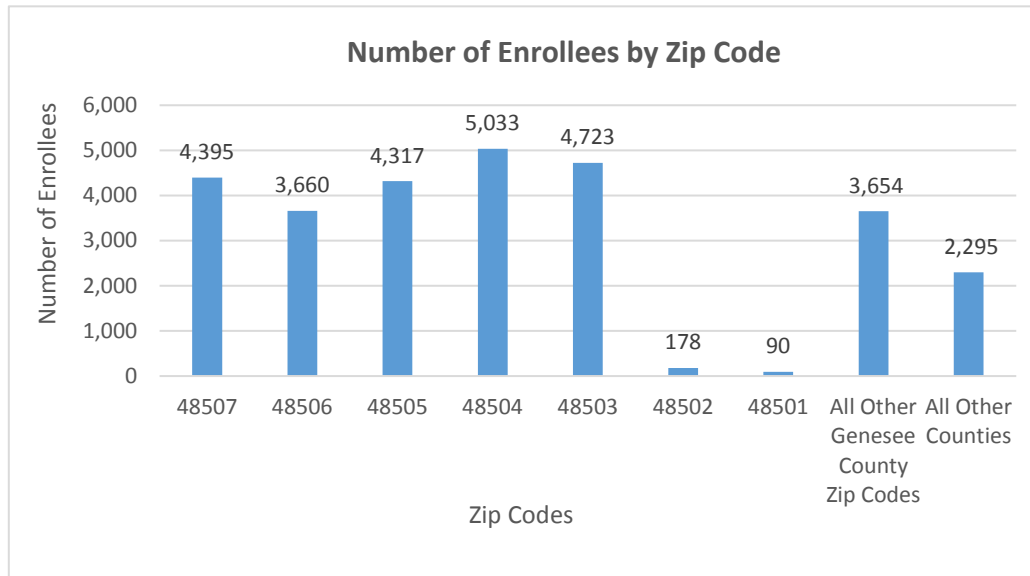
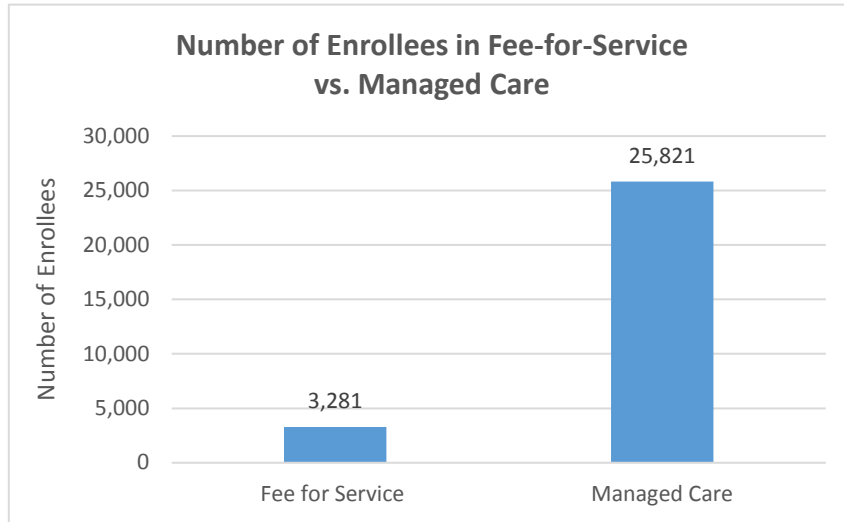
Gender		Pregnant Women and Under 21	
Male	14,445	Pregnant Women	799
Female	14,714	Under 21	28,360
Existing and New Enrollees		Type of Coverage	
Existing*	26,366	Full Coverage	29,102
New	2,793	Limited Coverage	50
		Spenddown	7

*Existing refers to people already enrolled as of 5/9/2016.



Health Plan Enrollment

Health Plan	Number of Enrollees	Percent of Total Enrollment
Aetna Better Health of Michigan	20	0.1%
Blue Cross Complete of Michigan	2,193	8.5%
HAP Midwest Health Plan	339	1.3%
Harbor Health Plan	3	0%
McLaren Health Plan	6,229	24.1%
Meridian Health Plan of Michigan	5,604	21.7%
Molina Healthcare of Michigan	10,468	40.5%
Priority Health Choice	21	0.1%
Total Health Care	25	0.1%
United Healthcare Community Plan	900	3.5%
Upper Peninsula Health Plan	19	0.1%



Application and Applicant Data (since 5/9/16)

Total Applications	15,199
Applicant Data	
Applicants approved	5,331
Applicants approved for other Medicaid health care programs	8,283
Applicants pending	64
Applicants denied	7,505
Total Applicants	21,183

Application data is a running total and will not match enrollment data referenced on page one due to data system variances and normal monthly enrollment changes.