

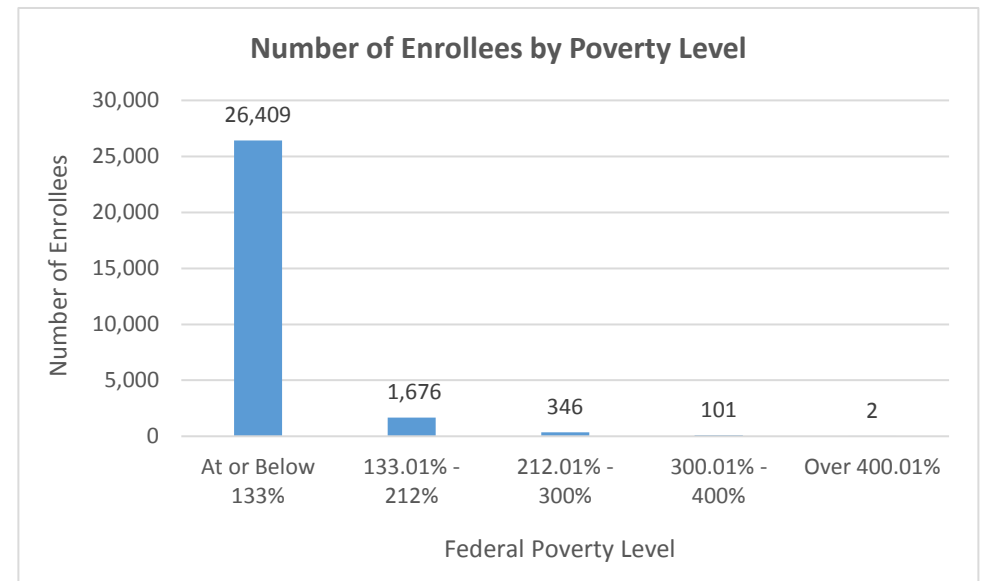
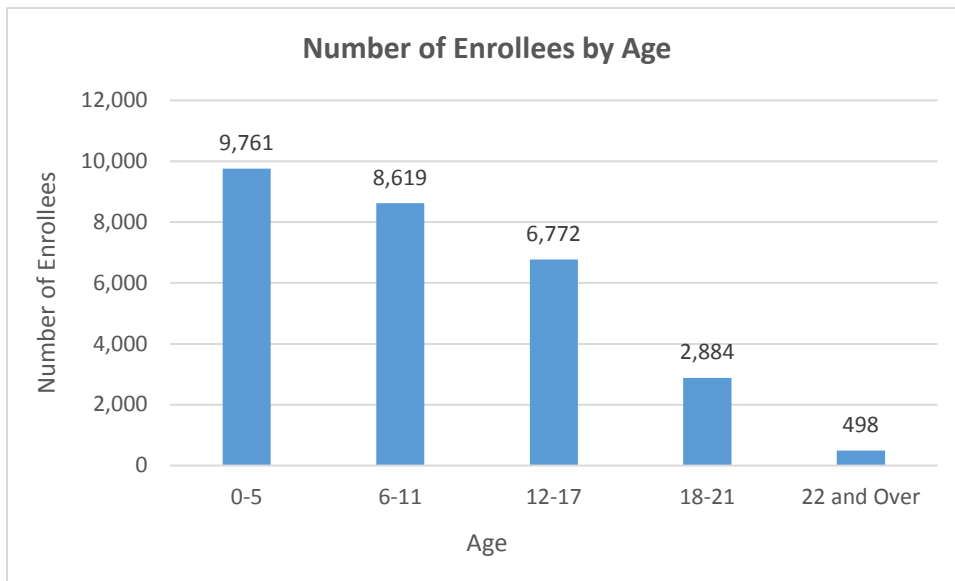
Flint Waiver Progress Report

Tuesday, July 11, 2017

TOTAL ENROLLEES: 28,534

Enrollment Break Down

Gender		Pregnant Women and Under 21	
Male	14,168	Pregnant Women	718
Female	14,366	Under 21	27,816
Existing and New Enrollees		Type of Coverage	
Existing*	25,898	Full Coverage	28,468
New	2,636	Limited Coverage	57
*Existing refers to people already enrolled as of 5/9/2016.		Spenddown	9

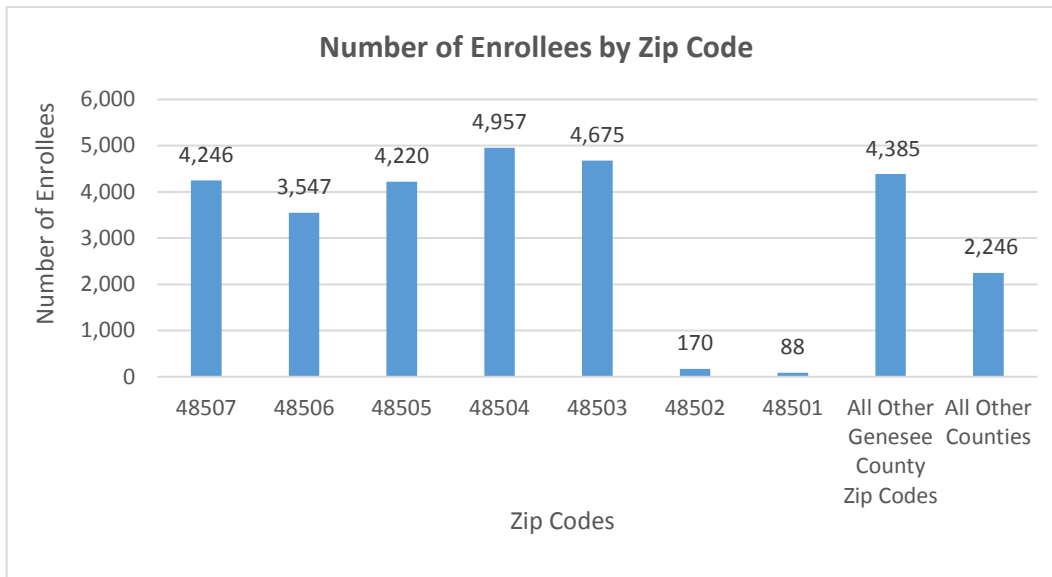
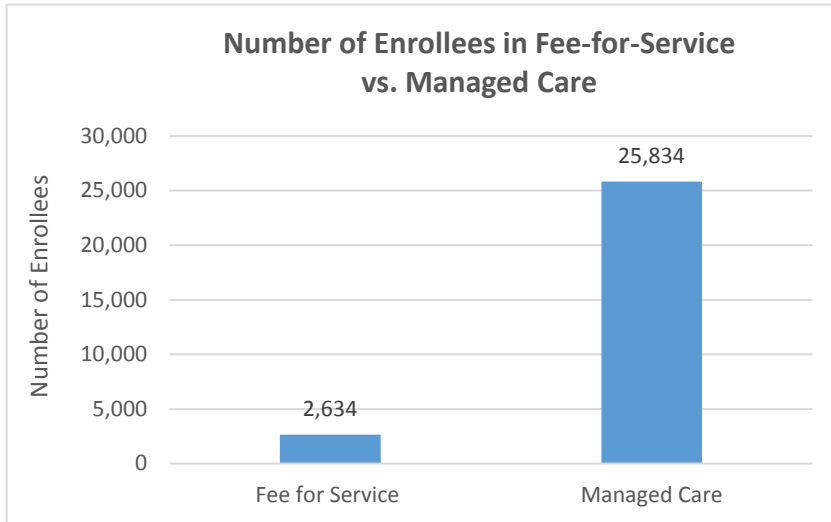


Flint Waiver Progress Report

Tuesday, July 11, 2017

Health Plan Enrollment

Health Plan	Number of Enrollees	Percent of Total Enrollment
Aetna Better Health of Michigan	24	0.1%
Blue Cross Complete of Michigan	2,301	8.9%
HAP Midwest Health Plan	346	1.3%
Harbor Health Plan	3	0%
McLaren Health Plan	6,229	24.1%
Meridian Health Plan of Michigan	5,609	21.7%
Molina Healthcare of Michigan	10,332	40%
Priority Health Choice	23	0.1%
Total Health Care	24	0.1%
United Healthcare Community Plan	922	3.6%
Upper Peninsula Health Plan	21	0.1%



Application and Applicant Data (since 5/9/16)

Total Applications	15,517
Applicant Data	
Applicants approved	5,432
Applicants approved for other Medicaid health care programs	8,468
Applicants pending	68
Applicants denied	8,014
Total Applicants	21,982

Application data is a running total and will not match enrollment data referenced on page one due to data system variances and normal monthly enrollment changes.