

Flint Waiver Progress Report

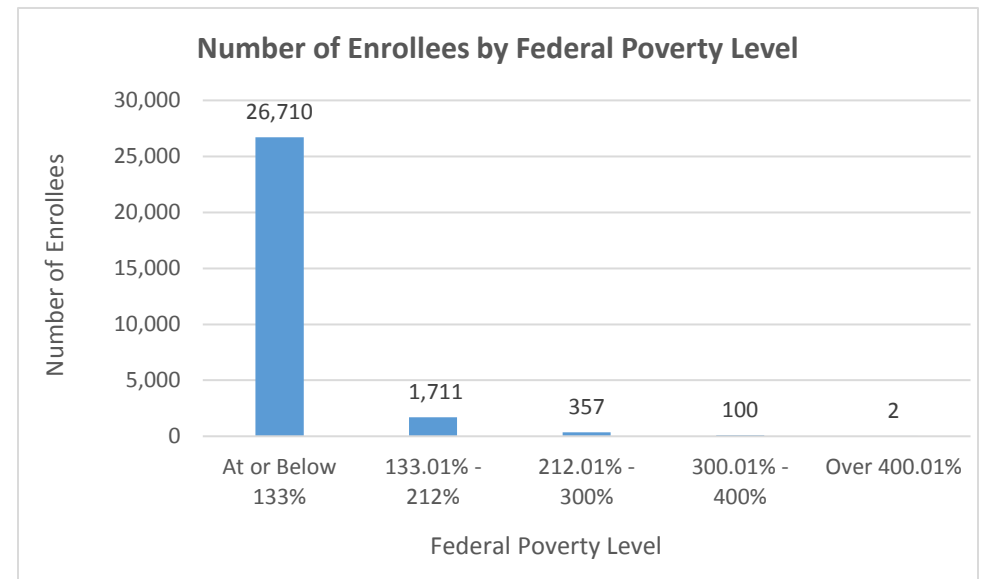
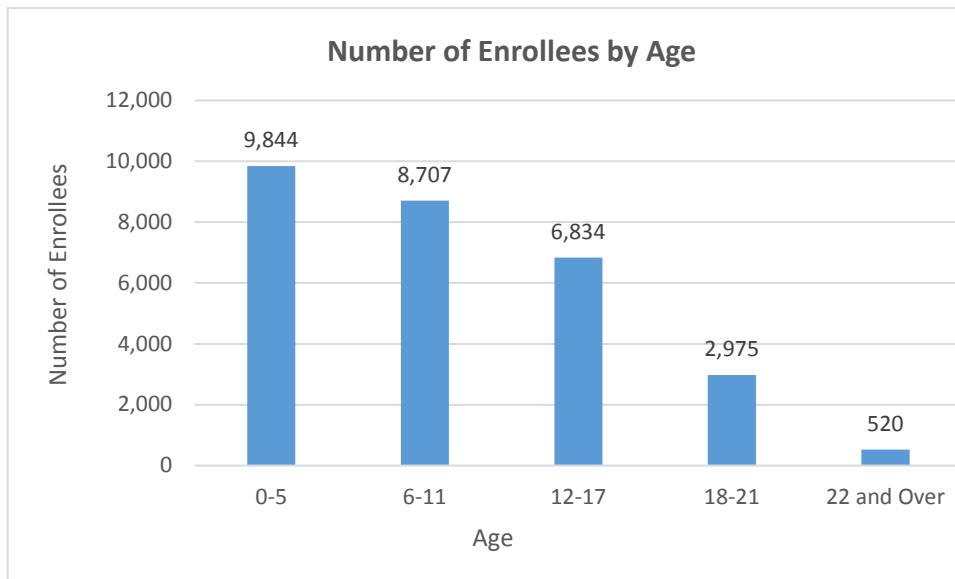
Tuesday, July 25, 2017

TOTAL ENROLLEES: 28,880

Enrollment Break Down

Gender		Pregnant Women and Under 21	
Male	14,328	Pregnant Women	735
Female	14,552	Under 21	28,145
Existing and New Enrollees		Type of Coverage	
Existing*	26,138	Full Coverage	28,818
New	2,742	Limited Coverage	53
		Spenddown	9

*Existing refers to people already enrolled as of 5/9/2016.

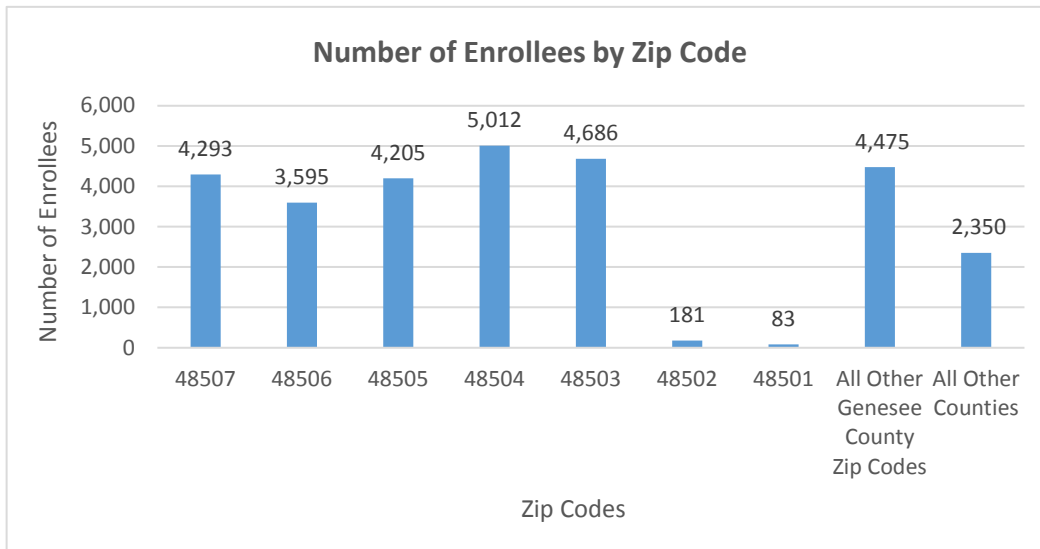
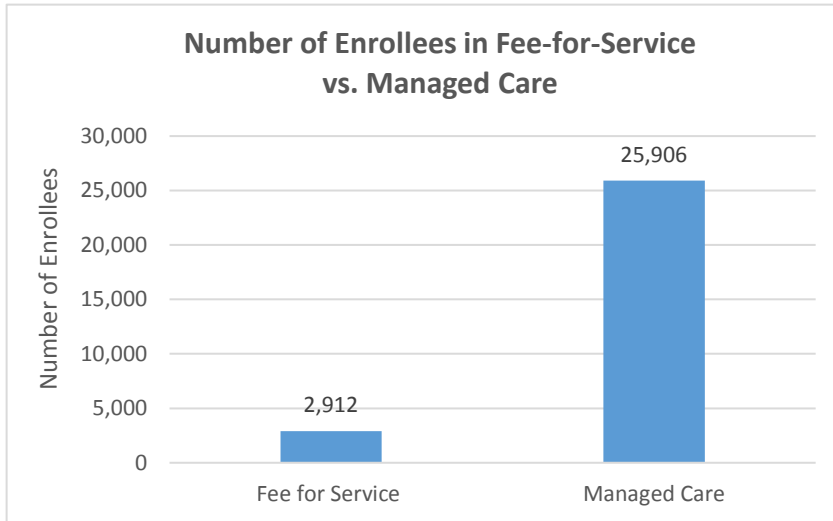


Flint Waiver Progress Report

Tuesday, July 25, 2017

Health Plan Enrollment

Health Plan	Number of Enrollees	Percent of Total Enrollment
Aetna Better Health of Michigan	24	0.1%
Blue Cross Complete of Michigan	2,307	8.9%
HAP Midwest Health Plan	347	1.3%
Harbor Health Plan	3	0%
McLaren Health Plan	6,249	24.1%
Meridian Health Plan of Michigan	5,630	21.7%
Molina Healthcare of Michigan	10,358	40%
Priority Health Choice	21	0.1%
Total Health Care	24	0.1%
United Healthcare Community Plan	922	3.6%
Upper Peninsula Health Plan	21	0.1%



Application and Applicant Data (since 5/9/16)

Total Applications	15,840
Applicant Data	
Applicants approved	5,564
Applicants approved for other Medicaid health care programs	8,673
Applicants pending	47
Applicants denied	8,655
Total Applicants	22,939

Application data is a running total and will not match enrollment data referenced on page one due to data system variances and normal monthly enrollment changes.