

Flint Waiver Progress Report

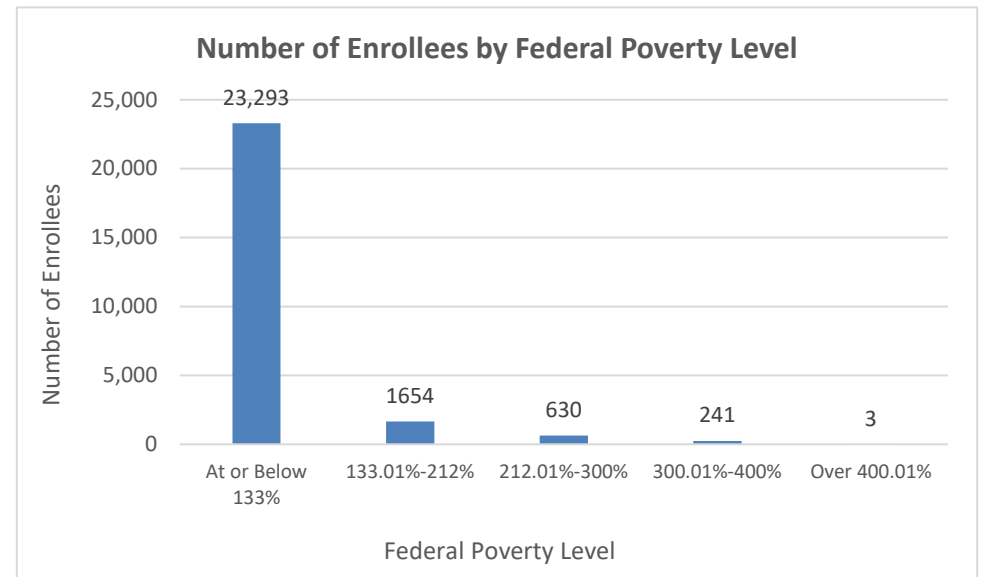
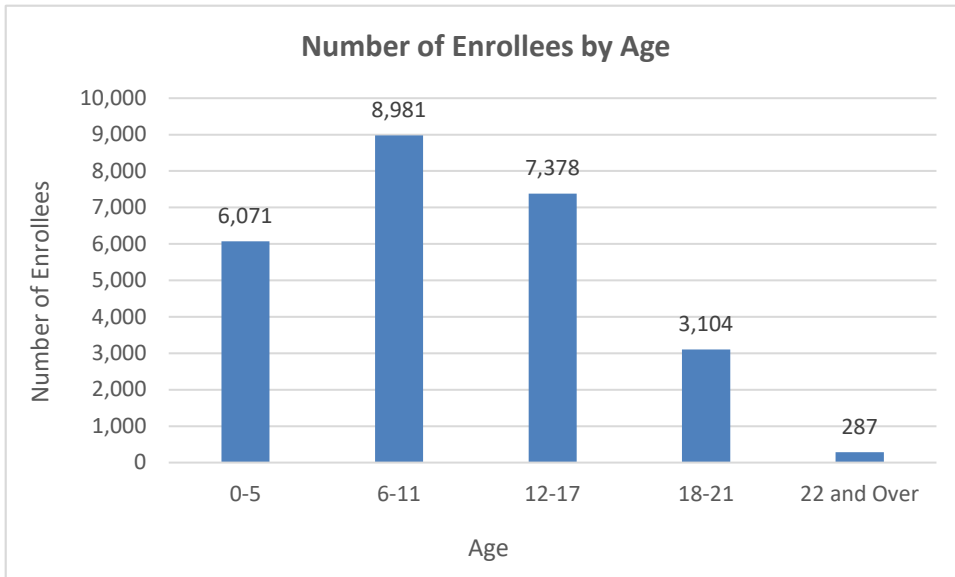
Tuesday July 28, 2020

TOTAL ENROLLEES: 25,821

Enrollment Breakdown

Gender		Pregnant Women and Under 21	
Male	12,937	Pregnant Women	424
Female	12,884	Under 21	25,397

Existing and New Enrollees		Type of Coverage	
Existing*	21,204	Full Coverage	25,782
New	4,617	Limited Coverage	34
<i>*Existing refers to people already enrolled as of 5/9/2016.</i>		Spendedown	5



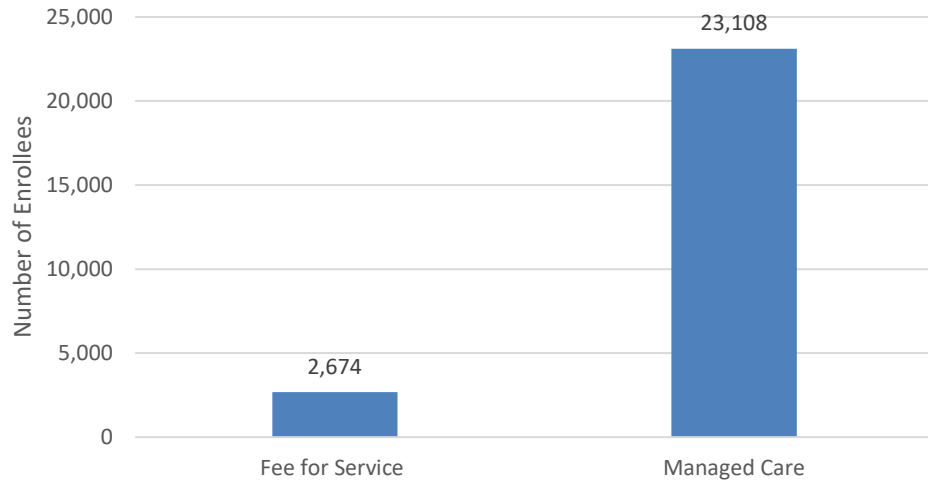
Flint Waiver Progress Report

Tuesday July 28, 2020

Health Plan Enrollment

	Number of Enrollees	Percent of Total Enrollment
Aetna Better Health of Michigan	21	0.1%
Blue Cross Complete of Michigan	3,086	13.4%
McLaren Health Plan	5,318	23.0%
Meridian Health Plan of Michigan	5,006	21.7%
Midwest Health Plan Inc	477	2.1%
Molina Healthcare of Michigan	7,591	32.9%
Priority Health Choice	56	0.2%
Total Health Care	32	0.1%
United Healthcare Community Plan	1,502	6.5%
Upper Peninsula Health Plan	19	0.1%

Number of Enrollees in Fee-for-Service vs. Managed Care



Application and Applicant Data (since 5/9/16)

Total Applications	29,036
Applicant Data	
Applicants approved	13,533
Applicants approved for other Medicaid health care programs	14,027
Applicants pending	10
Applicants denied	74,159
Total Applicants	101,729

Application data is a running total and will not match enrollment data referenced on page 1 due to data system variances and normal monthly enrollment changes.

Number of Enrollees by Zip Code

