

Flint Waiver Progress Report

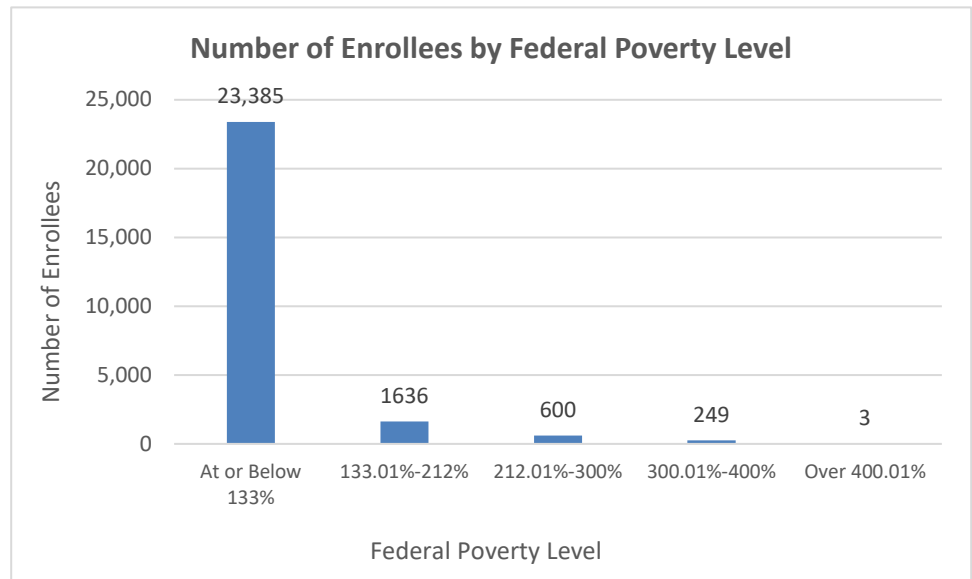
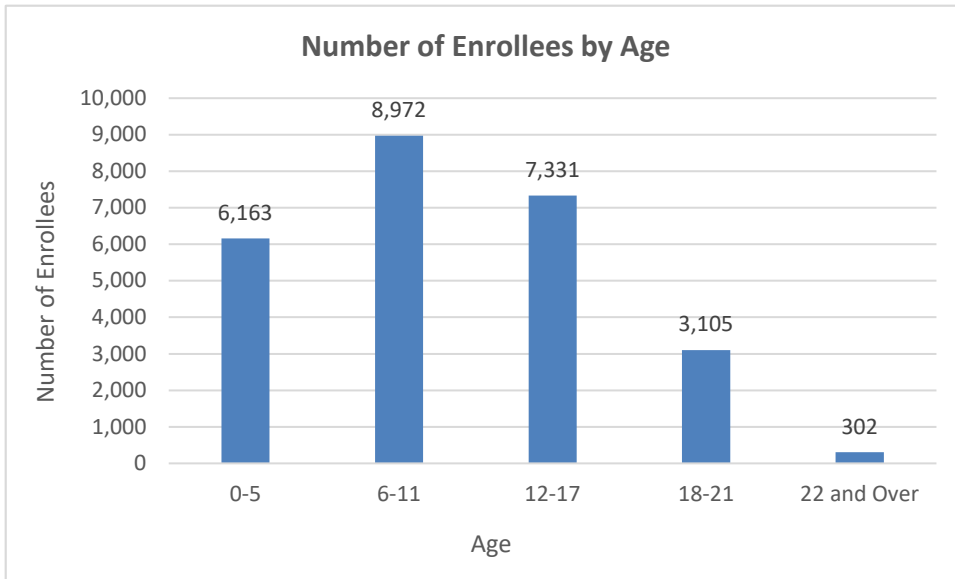
Tuesday June 30, 2020

TOTAL ENROLLEES: 25,873

Enrollment Breakdown

Gender		Pregnant Women and Under 21	
Male	12,953	Pregnant Women	443
Female	12,920	Under 21	25,430

Existing and New Enrollees		Type of Coverage	
Existing*	21,243	Full Coverage	25,831
New	4,630	Limited Coverage	34
<i>*Existing refers to people already enrolled as of 5/9/2016.</i>		Spendedown	8



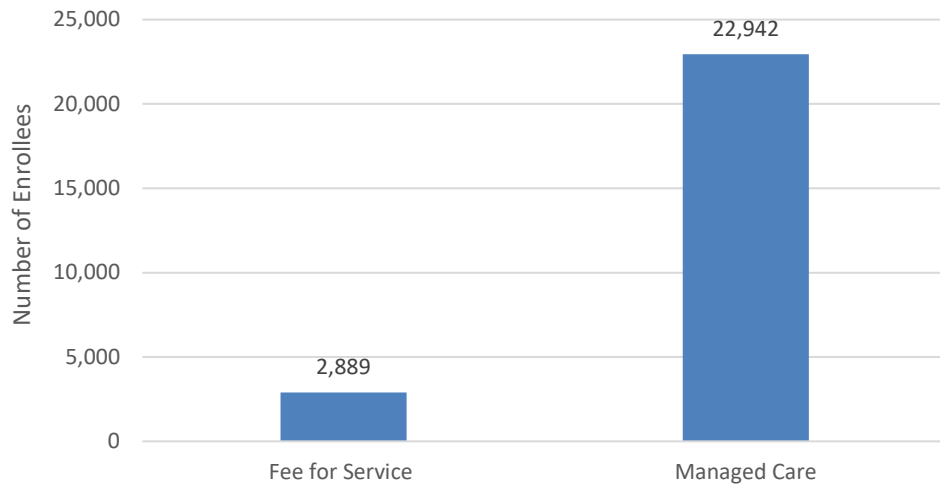
Flint Waiver Progress Report

Tuesday June 30, 2020

Health Plan Enrollment

	Number of Enrollees	Percent of Total Enrollment
Aetna Better Health of Michigan	21	0.1%
Blue Cross Complete of Michigan	3,008	13.1%
McLaren Health Plan	5,301	23.1%
Meridian Health Plan of Michigan	5,005	21.8%
Midwest Health Plan Inc	467	2.0%
Molina Healthcare of Michigan	7,585	33.1%
Priority Health Choice	53	0.2%
Total Health Care	28	0.1%
United Healthcare Community Plan	1,454	6.3%
Upper Peninsula Health Plan	20	0.1%

Number of Enrollees in Fee-for-Service vs. Managed Care



Application and Applicant Data (since 5/9/16)

Total Applications	28,942
Applicant Data	
Applicants approved	13,441
Applicants approved for other Medicaid health care programs	14,016
Applicants pending	8
Applicants denied	73,202
Total Applicants	100,667

Application data is a running total and will not match enrollment data referenced on page 1 due to data system variances and normal monthly enrollment changes.

Number of Enrollees by Zip Code

