

Flint Waiver Progress Report

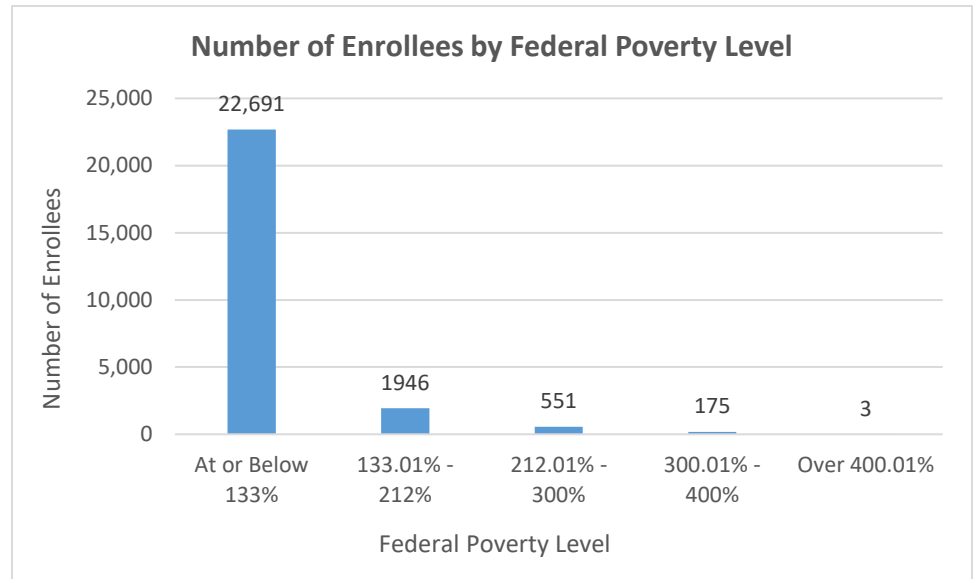
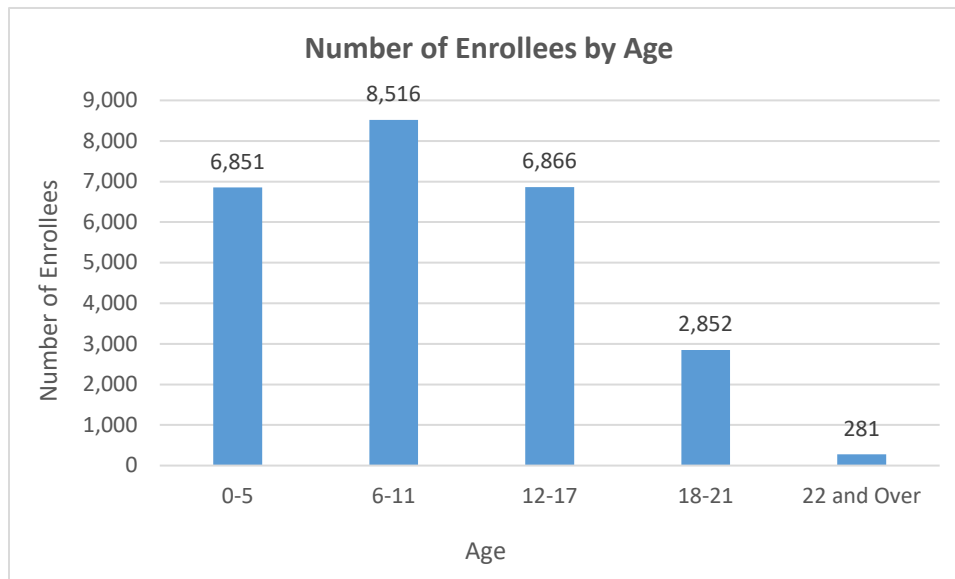
Tuesday, August 27, 2019

TOTAL ENROLLEES: 25,366

Enrollment Breakdown

Gender		Pregnant Women and Under 21	
Male	12,728	Pregnant Women	408
Female	12,638	Under 21	24,958

Existing and New Enrollees		Type of Coverage	
Existing*	21,250	Full Coverage	25,325
New	4,116	Limited Coverage	23
<i>*Existing refers to people already enrolled as of 5/9/2016.</i>		Spenddown	18



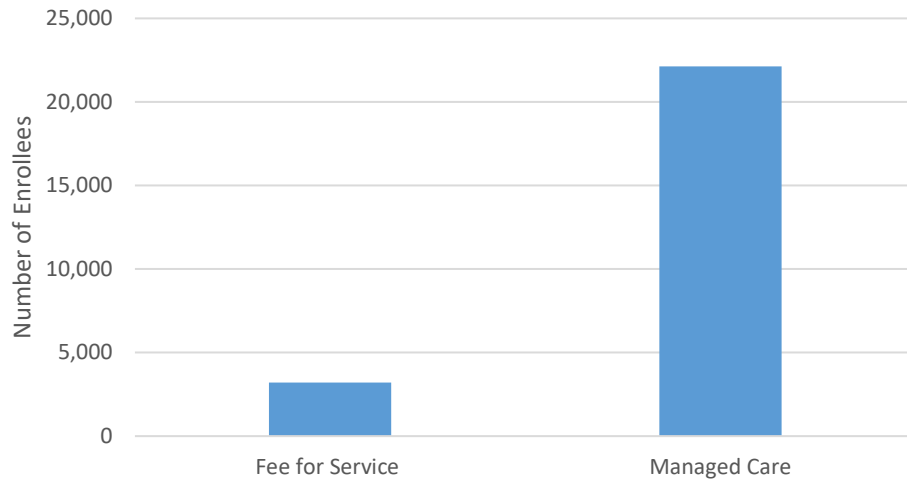
Flint Waiver Progress Report

Tuesday, August 27, 2019

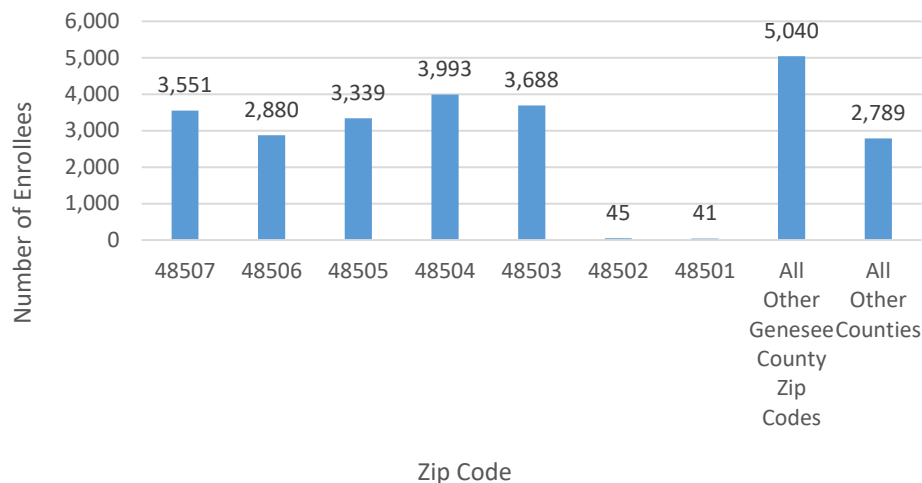
Health Plan Enrollment

	Number of Enrollees	Percent of Total Enrollment
Aetna Better Health of Michigan	16	0.1%
Blue Cross Complete of Michigan	2,445	11.1%
Harbor Health Plan	2	0.0%
McLaren Health Plan	5,281	23.9%
Meridian Health Plan of Michigan	4,979	22.5%
Midwest Health Plan Inc	302	1.4%
Molina Healthcare of Michigan	7,834	35.4%
Priority Health Choice	39	0.2%
Total Health Care	33	0.1%
United Healthcare Community Plan	1,173	5.3%
Upper Peninsula Health Plan	14	0.1%

Number of Enrollees in Fee-for-Service vs. Managed Care



Number of Enrollees by Zip Code



Application and Applicant Data (since 5/9/16)

Total Applications	26,622
Applicant Data	
Applicants approved	11,376
Applicants approved for other Medicaid health care programs	13,652
Applicants pending	11
Applicants denied	52,603
Total Applicants	77,642

Application data is a running total and will not match enrollment data referenced on page 1 due to data system variances and normal monthly enrollment changes.