

Flint Waiver Progress Report

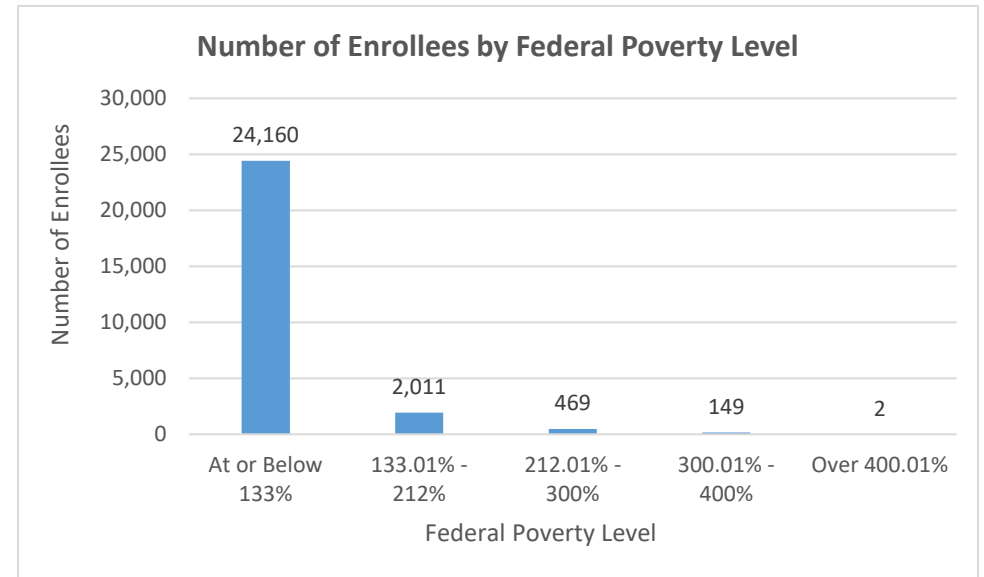
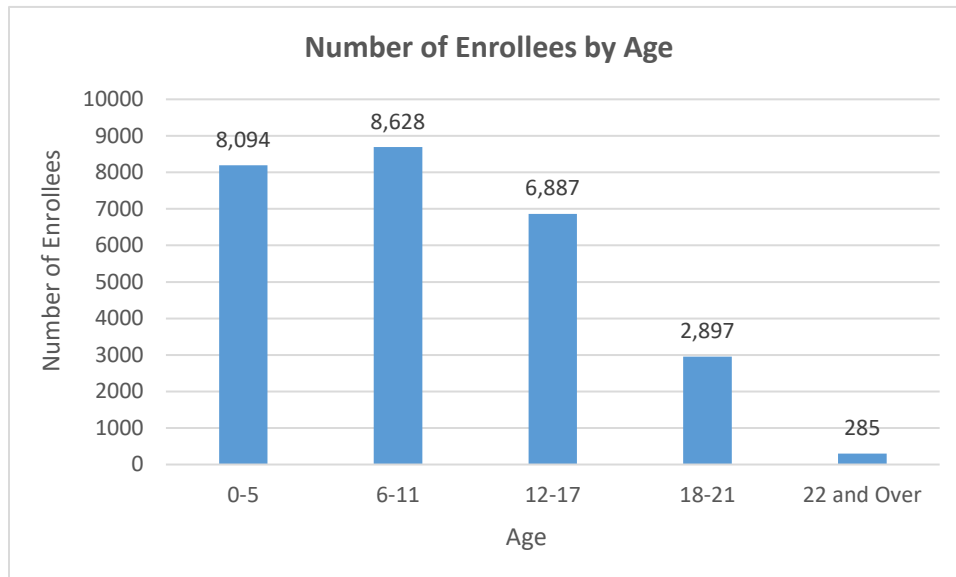
Tuesday, August 28, 2018

TOTAL ENROLLEES: 26,791

Enrollment Breakdown

Gender		Pregnant Women and Under 21	
Male	13,450	Pregnant Women	438
Female	13,341	Under 21	26,353

Existing and New Enrollees		Type of Coverage	
Existing*	23,318	Full Coverage	26,740
New	3,473	Limited Coverage	34
<i>*Existing refers to people already enrolled as of 5/9/2016.</i>		Spenddown	17

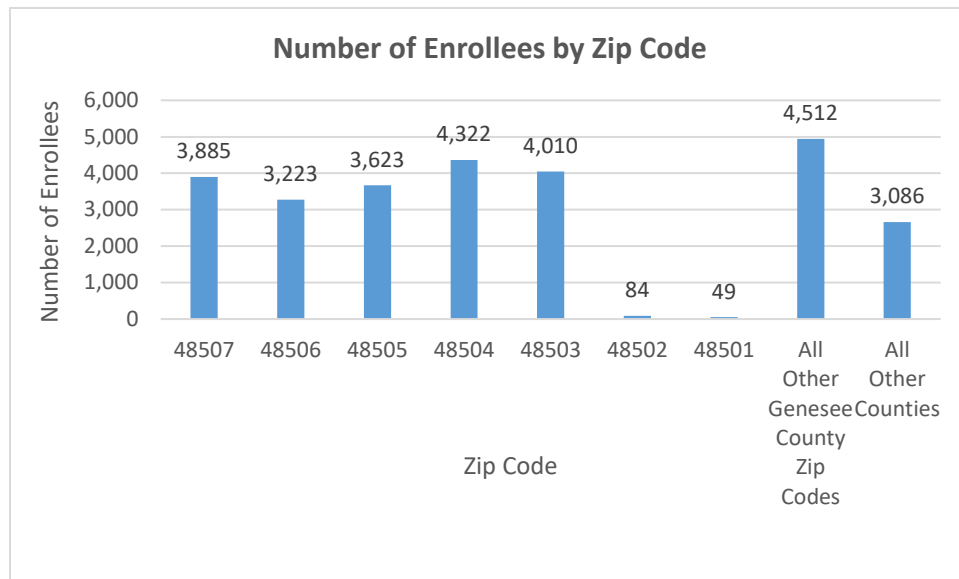
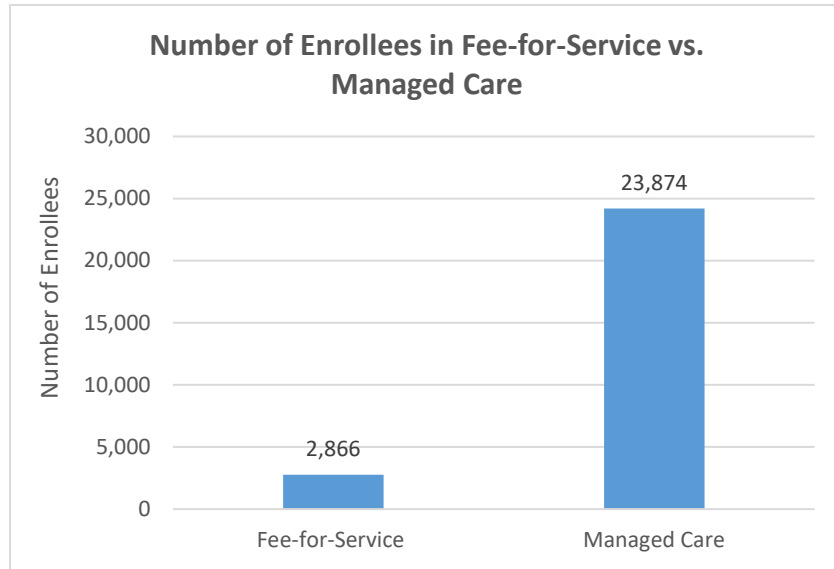


Flint Waiver Progress Report

Tuesday, August 28, 2018

Health Plan Enrollment

Health Plan	Number of Enrollees	Percent of Total Enrollment
Aetna Better Health of Michigan	10	0.0%
Blue Cross Complete of Michigan	2,384	10.0%
HAP Midwest Health Plan	302	1.3%
Harbor Health Plan	3	0.0%
McLaren Health Plan	5,772	24.2%
Meridian Health Plan of Michigan	5,383	22.5%
Molina Healthcare of Michigan	9,032	37.8%
Priority Health Choice	37	0.2%
Total Health Care	27	0.1%
United Healthcare Community Plan	907	3.8%
Upper Peninsula Health Plan	17	0.1%



Application and Applicant Data (since 5/9/16)

Total Applications	23,459
Applicant Data	
Applicants approved	8,701
Applicants approved for other Medicaid health care programs	13,035
Applicants pending	19
Applicants denied	30,871
Total Applicants	52,626

Application data is a running total and will not match enrollment data referenced on page 1 due to data system variances and normal monthly enrollment changes.