

Flint Waiver Progress Report

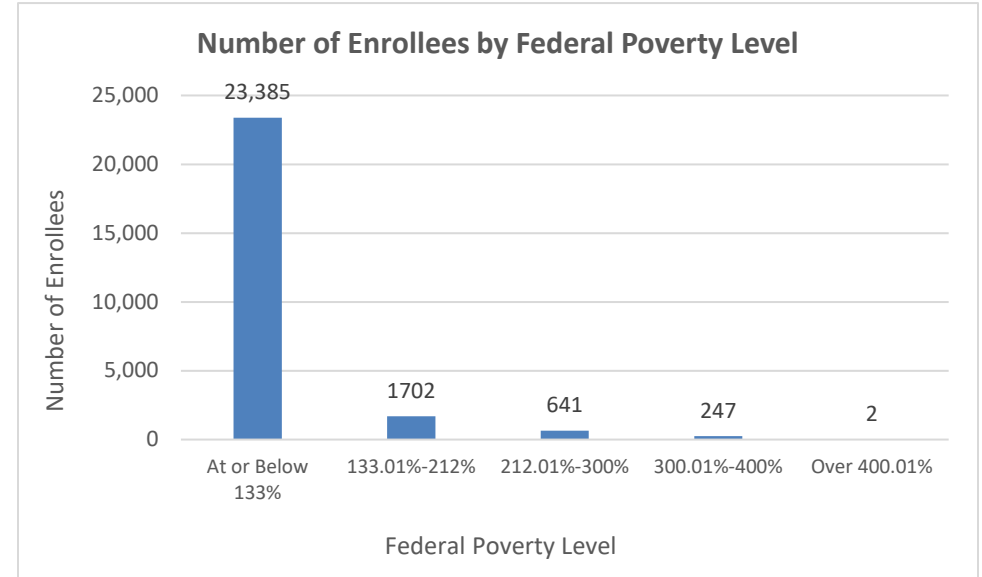
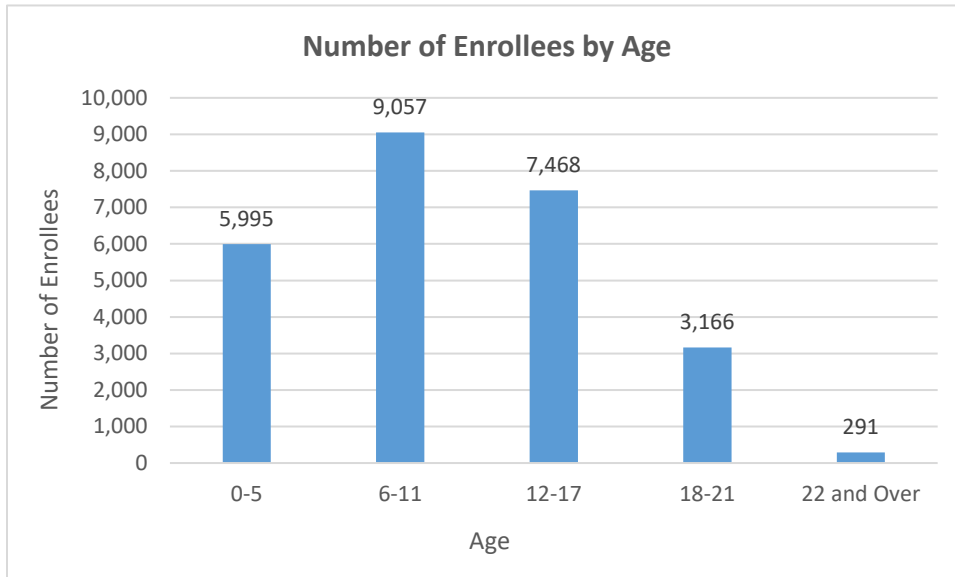
Monday, August 31, 2020

TOTAL ENROLLEES: 25,977

Enrollment Breakdown

Gender		Pregnant Women and Under 21	
Male	13,033	Pregnant Women	406
Female	12,944	Under 21	25,571

Existing and New Enrollees		Type of Coverage	
Existing*	21,306	Full Coverage	25,937
New	4,671	Limited Coverage	34
<i>*Existing refers to people already enrolled as of 5/9/2016.</i>		Spendedown	6

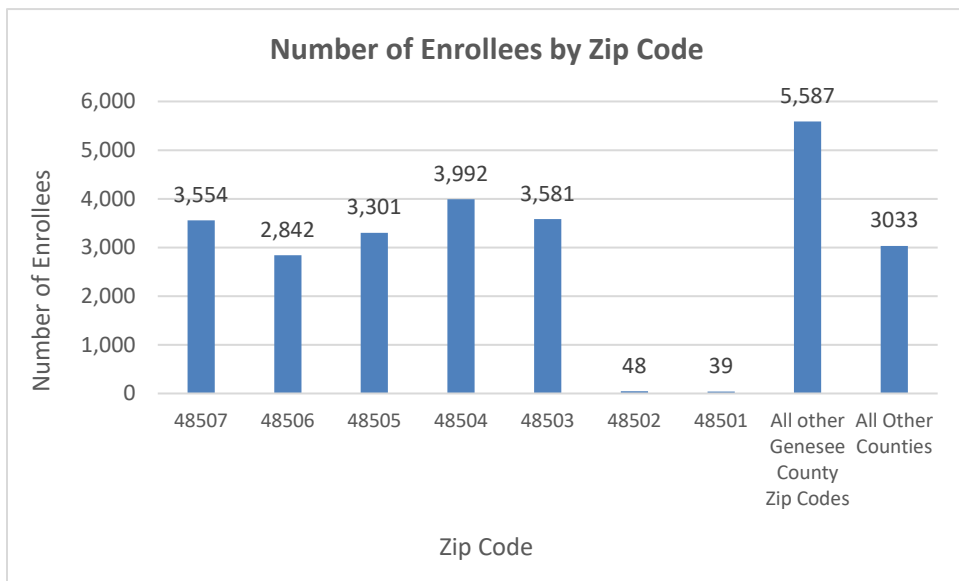
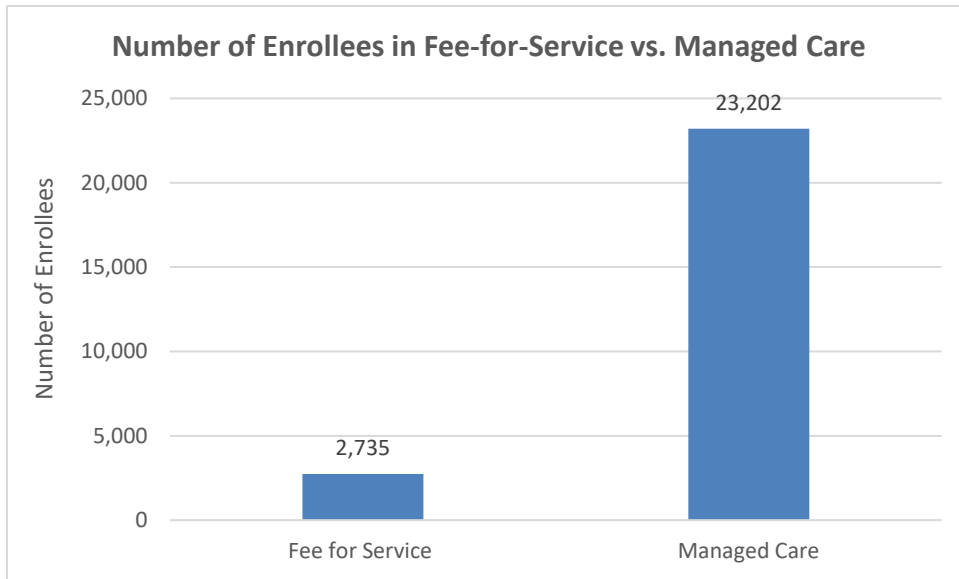


Flint Waiver Progress Report

Monday, August 31, 2020

Health Plan Enrollment

	Number of Enrollees	Percent of Total Enrollment
Aetna Better Health of Michigan	21	0.1%
Blue Cross Complete of Michigan	3,122	13.5%
McLaren Health Plan	5,323	22.9%
Meridian Health Plan of Michigan	5,047	21.8%
Midwest Health Plan Inc	480	2.1%
Molina Healthcare of Michigan	7,582	32.7%
Priority Health Choice	56	0.2%
Total Health Care	33	0.1%
United Healthcare Community Plan	1,519	6.5%
Upper Peninsula Health Plan	19	0.1%



Application and Applicant Data (since 5/9/16)

Total Applications	29,229
Applicant Data	
Applicants approved	13,679
Applicants approved for other Medicaid health care programs	14,070
Applicants pending	9
Applicants denied	76,424
Total Applicants	104,182

Application data is a running total and will not match enrollment data referenced on page 1 due to data system variances and normal monthly enrollment changes.