

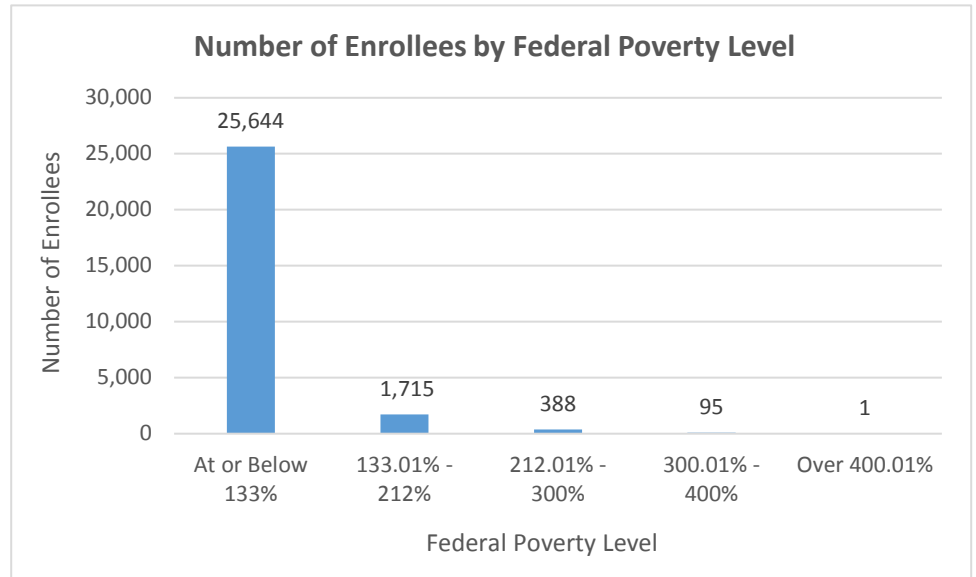
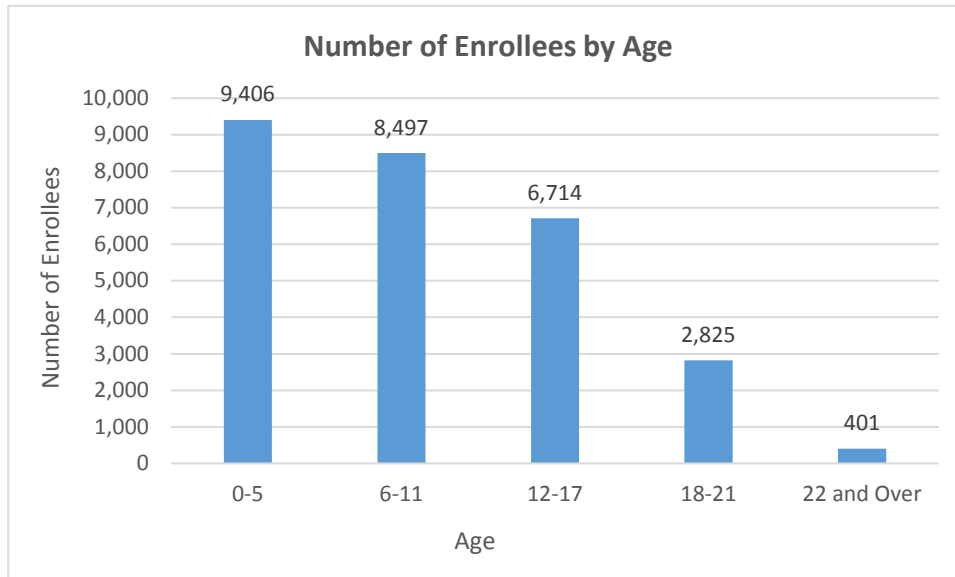
## Flint Waiver Progress Report

Tuesday, September 12, 2017

**TOTAL ENROLLEES: 27,843**

### Enrollment Break Down

Gender		Pregnant Women and Under 21	
Male	13,853	Pregnant Women	595
Female	13,990	Under 21	27,248
Existing and New Enrollees		Type of Coverage	
Existing*	25,074	Full Coverage	27,783
New	2,769	Limited Coverage	42
*Existing refers to people already enrolled as of 5/9/2016.		Spenddown	18



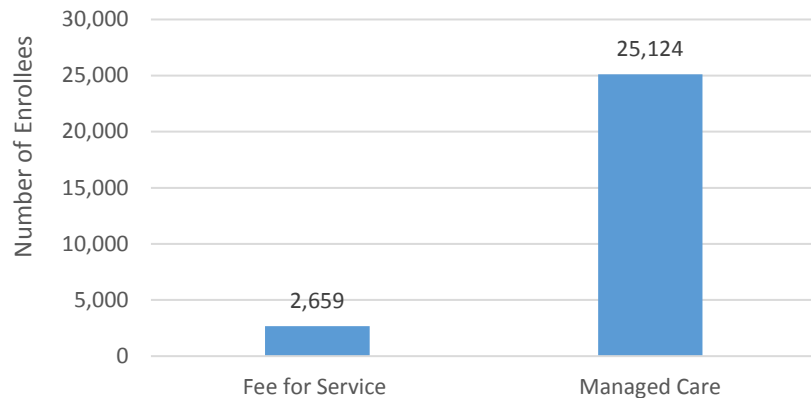
## Flint Waiver Progress Report

Tuesday, September 12, 2017

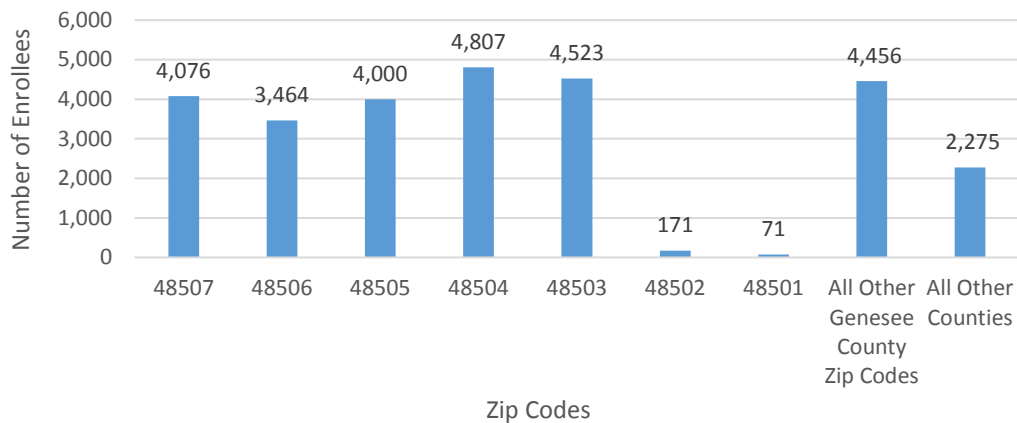
### Health Plan Enrollment

Health Plan	Number of Enrollees	Percent of Total Enrollment
Aetna Better Health of Michigan	17	0.1%
Blue Cross Complete of Michigan	2,377	9.5%
HAP Midwest Health Plan	352	1.4%
Harbor Health Plan	3	0.0%
McLaren Health Plan	6,057	24.1%
Meridian Health Plan of Michigan	5,405	21.5%
Molina Healthcare of Michigan	9,953	39.6%
Priority Health Choice	22	0.1%
Total Health Care	24	0.1%
United Healthcare Community Plan	889	3.5%
Upper Peninsula Health Plan	25	0.1%

Number of Enrollees in Fee-for-Service vs. Managed Care



Number of Enrollees by Zip Code



### Application and Applicant Data (since 5/9/16)

<b>Total Applications</b>	<b>17,022</b>
<b>Applicant Data</b>	
Applicants approved	5,968
Applicants approved for other Medicaid health care programs	9,366
Applicants pending	56
Applicants denied	10,940
<b>Total Applicants</b>	<b>26,330</b>

Application data is a running total and will not match enrollment data referenced on page one due to data system variances and normal monthly enrollment changes.