

Flint Waiver Progress Report

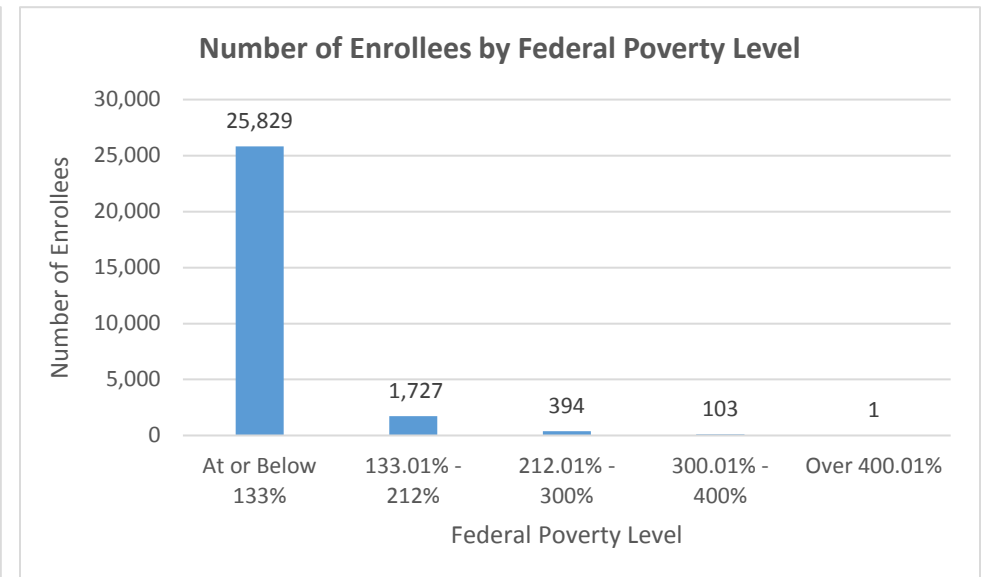
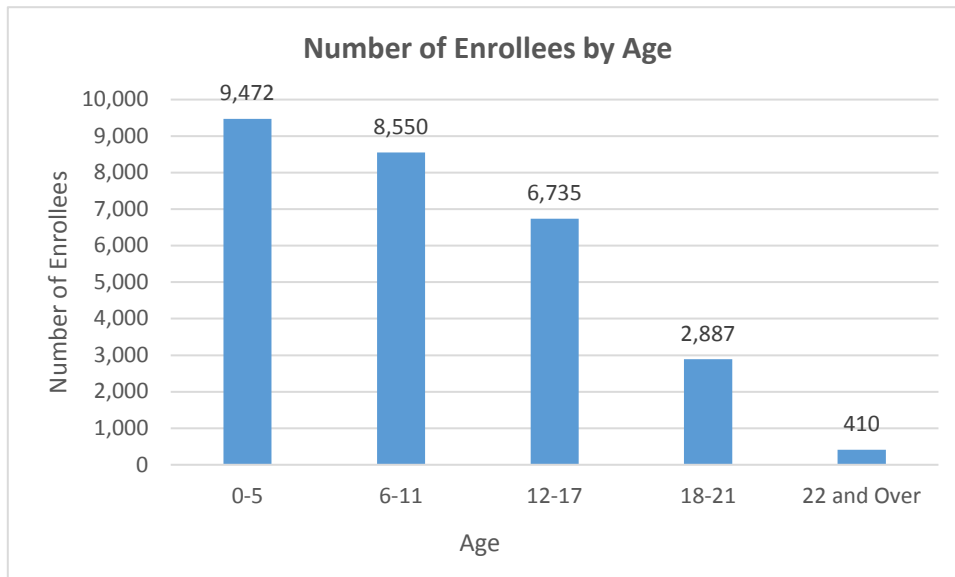
Tuesday, September 19, 2017

TOTAL ENROLLEES: 28,054

Enrollment Break Down

Gender		Pregnant Women and Under 21	
Male	13,957	Pregnant Women	605
Female	14,097	Under 21	27,449
Existing and New Enrollees		Type of Coverage	
Existing*	25,214	Full Coverage	27,991
New	2,840	Limited Coverage	43
		Spenddown	20

*Existing refers to people already enrolled as of 5/9/2016.



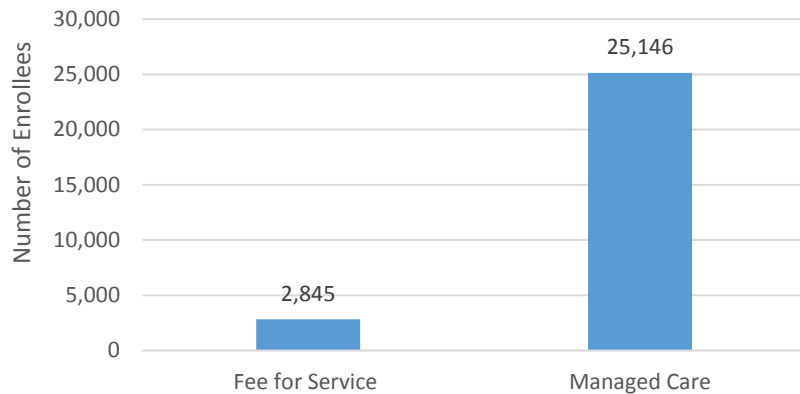
Flint Waiver Progress Report

Tuesday, September 19, 2017

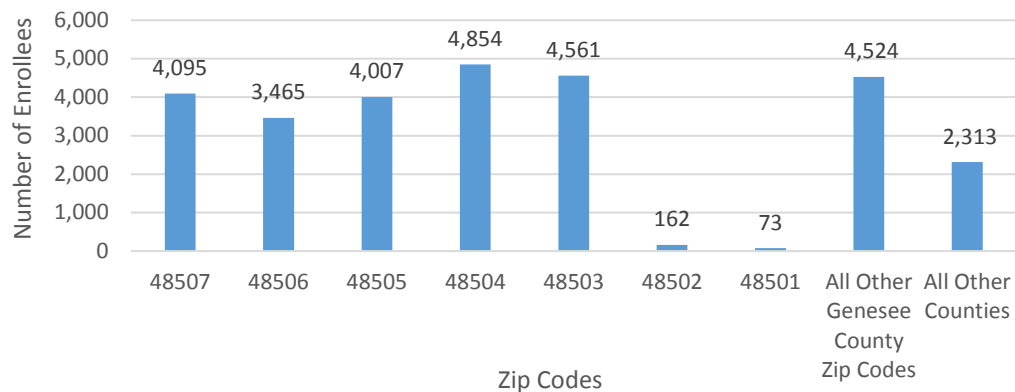
Health Plan Enrollment

Health Plan	Number of Enrollees	Percent of Total Enrollment
Aetna Better Health of Michigan	17	0.1%
Blue Cross Complete of Michigan	2,383	9.5%
HAP Midwest Health Plan	352	1.4%
Harbor Health Plan	3	0.0%
McLaren Health Plan	6,062	24.1%
Meridian Health Plan of Michigan	5,410	21.5%
Molina Healthcare of Michigan	9,962	39.6%
Priority Health Choice	22	0.1%
Total Health Care	24	0.1%
United Healthcare Community Plan	889	3.5%
Upper Peninsula Health Plan	22	0.1%

Number of Enrollees in Fee-for-Service vs. Managed Care



Number of Enrollees by Zip Code



Application and Applicant Data (since 5/9/16)

Total Applications	17,191
Applicant Data	
Applicants approved	6,029
Applicants approved for other Medicaid health care programs	9,484
Applicants pending	59
Applicants denied	11,324
Total Applicants	26,896

Application data is a running total and will not match enrollment data referenced on page one due to data system variances and normal monthly enrollment changes.