

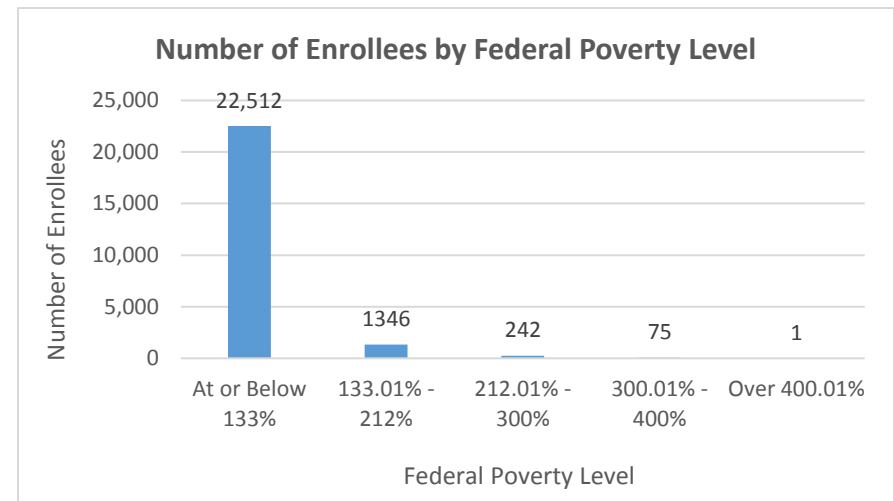
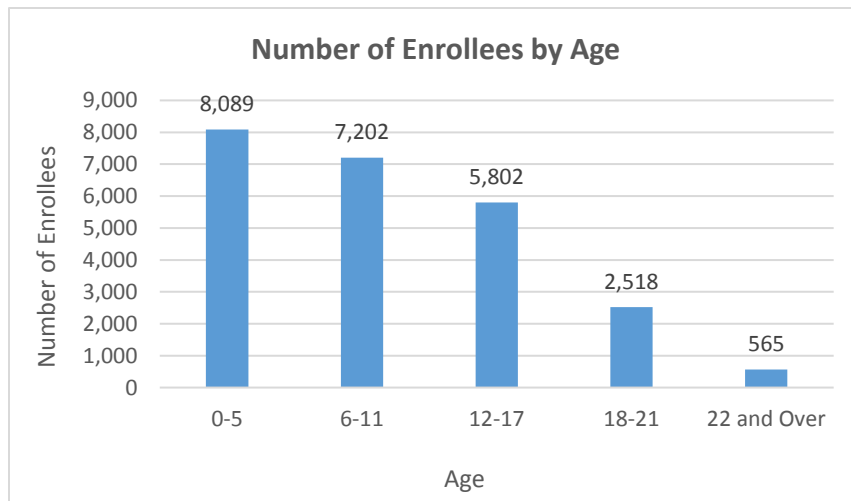
Flint Waiver Progress Report

Tuesday, September 20, 2016

TOTAL ENROLLEES: 24,176

Enrollment Break Down

Gender		Pregnant Woman and Under 21	
Male	11,900	Pregnant Woman	804
Female	12,276	Under 21	23,372
Existing and New Enrollees		Type of Coverage	
Existing*	22,368	Full Coverage	24,113
New	1,808	Limited Coverage	59
*Existing refers to people already enrolled as of 5/9/2016.		Spenddown	4

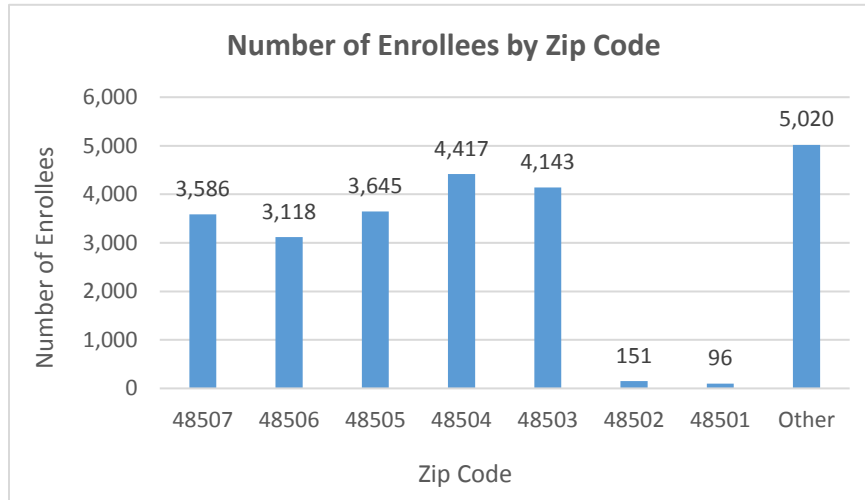
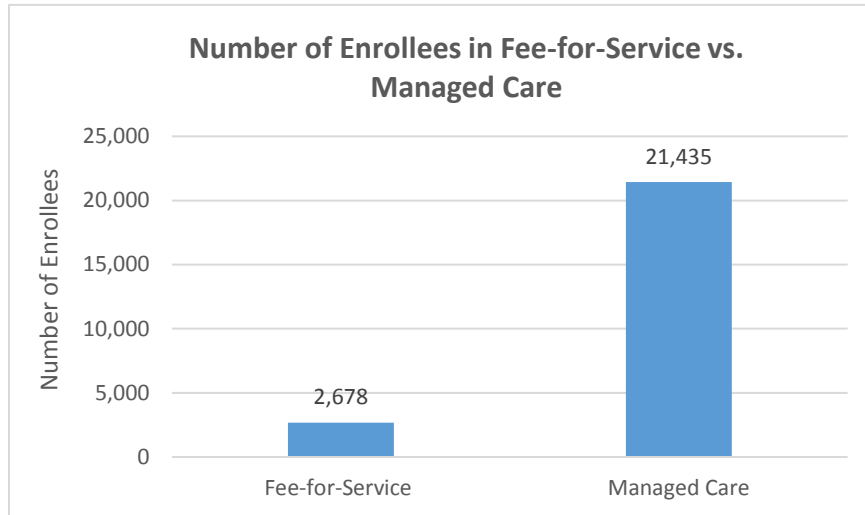


Flint Waiver Progress Report

Tuesday, September 20, 2016

Health Plan Enrollment

Health Plan	Number of Enrollees	Percent of Total Enrollment
Aetna Better Health of Michigan	11	0.1%
Blue Cross Complete of Michigan	1,403	6.5%
HAP Midwest Health Plan	204	1%
Harbor Health Plan	3	0%
McLaren Health Plan	5,429	25.3%
Meridian Health Plan of Michigan	4,426	20.6%
Molina Healthcare of Michigan	9,337	43.6%
Priority Health Choice	16	0.1%
Total Health Care	24	0.1%
UnitedHealthcare Community Plan	571	2.7%
Upper Peninsula Health Plan	11	0.1%



Application and Applicant Data (since 5/9/16)

Total Applications	5,875
Applicant Data	
Applicants approved	2,270
Applicants approved for other programs	2,989
Applicants pending	212
Applicants denied	685
Total Applicants	6,156

Application data is updated at a different frequency than the enrollment data referenced on page one. Totals may not always match.