

Flint Waiver Progress Report

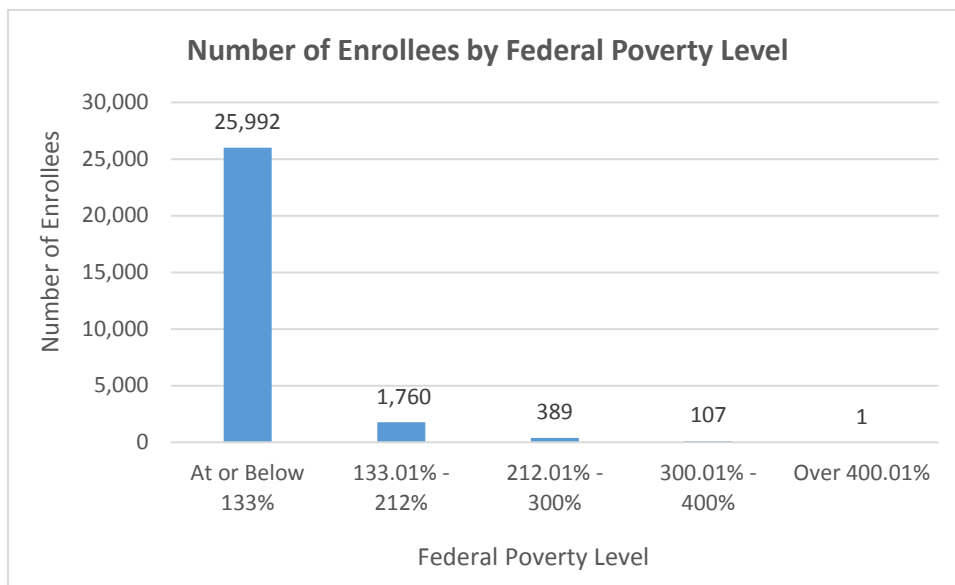
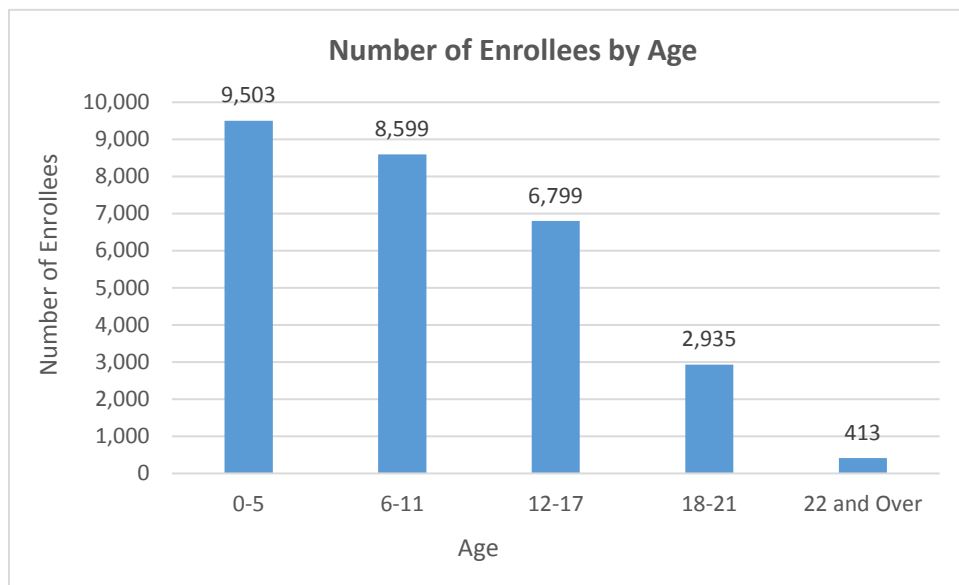
Tuesday, September 26, 2017

TOTAL ENROLLEES: 28,249

Enrollment Break Down

Gender		Pregnant Women and Under 21	
Male	14,039	Pregnant Women	614
Female	14,210	Under 21	27,635
Existing and New Enrollees		Type of Coverage	
Existing*	25,347	Full Coverage	28,185
New	2,902	Limited Coverage	43
		Spenddown	21

*Existing refers to people already enrolled as of 5/9/2016.



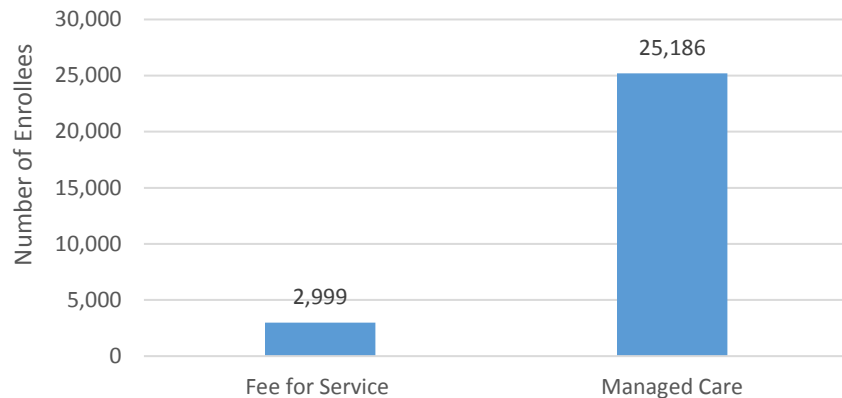
Flint Waiver Progress Report

Tuesday, September 26, 2017

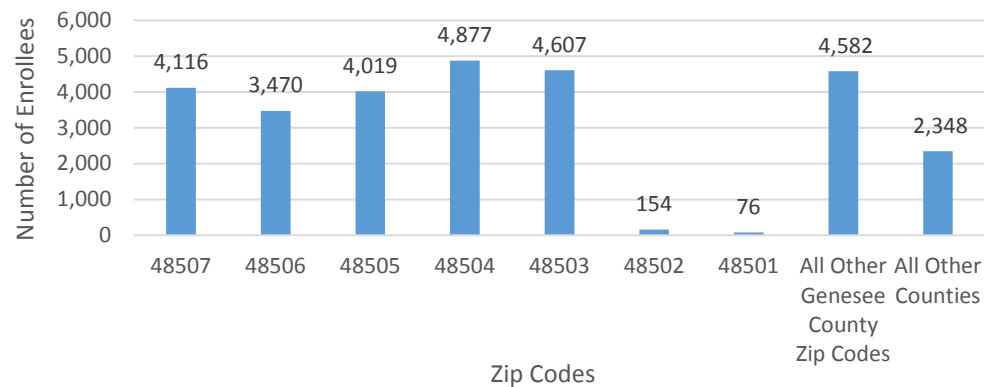
Health Plan Enrollment

Health Plan	Number of Enrollees	Percent of Total Enrollment
Aetna Better Health of Michigan	17	0.1%
Blue Cross Complete of Michigan	2,388	9.5%
HAP Midwest Health Plan	354	1.4%
Harbor Health Plan	3	0.0%
McLaren Health Plan	6,073	24.1%
Meridian Health Plan of Michigan	5,417	21.5%
Molina Healthcare of Michigan	9,975	39.6%
Priority Health Choice	22	0.1%
Total Health Care	24	0.1%
United Healthcare Community Plan	891	3.5%
Upper Peninsula Health Plan	22	0.1%

Number of Enrollees in Fee-for-Service vs. Managed Care



Number of Enrollees by Zip Code



Application and Applicant Data (since 5/9/16)

Total Applications	17,351
Applicant Data	
Applicants approved	6,080
Applicants approved for other Medicaid health care programs	9,579
Applicants pending	60
Applicants denied	11,654
Total Applicants	27,373

Application data is a running total and will not match enrollment data referenced on page one due to data system variances and normal monthly enrollment changes.