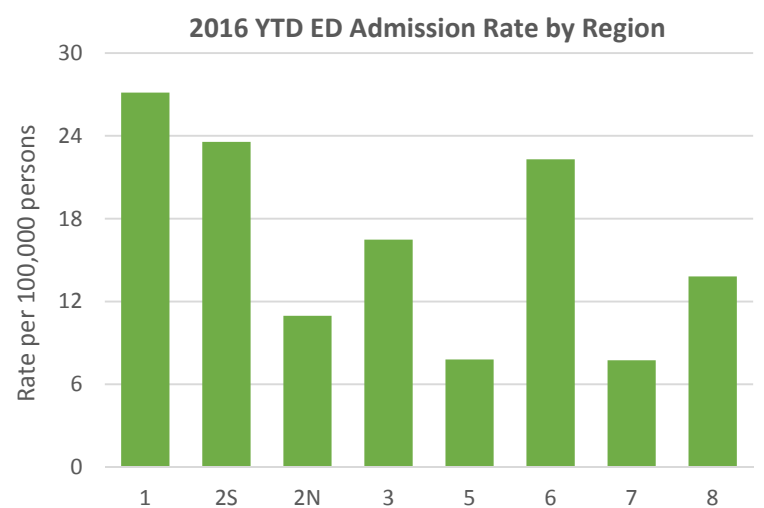
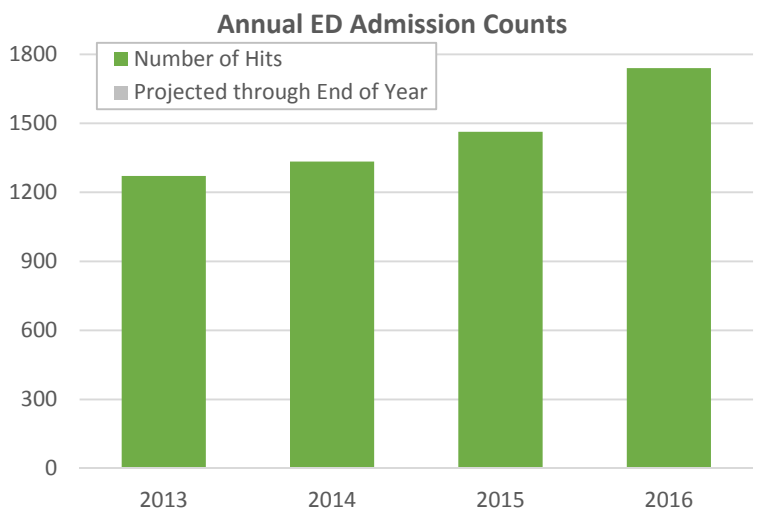
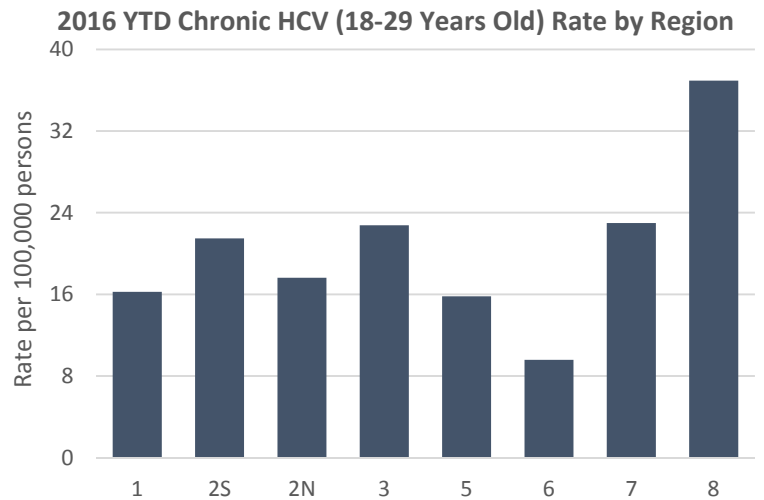
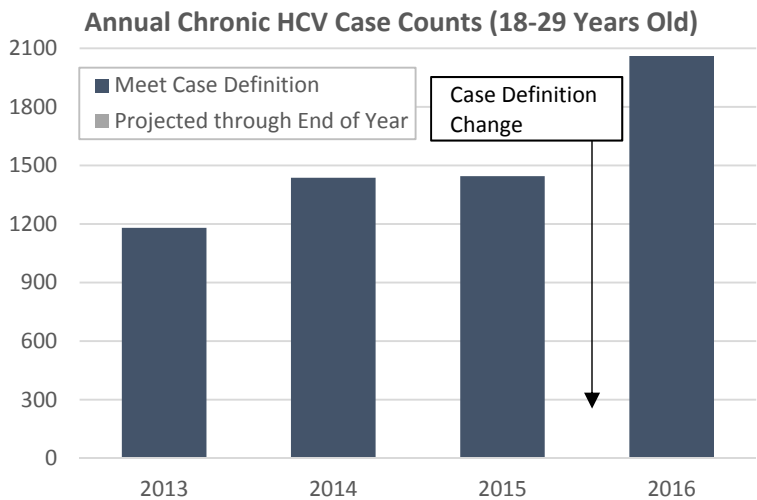
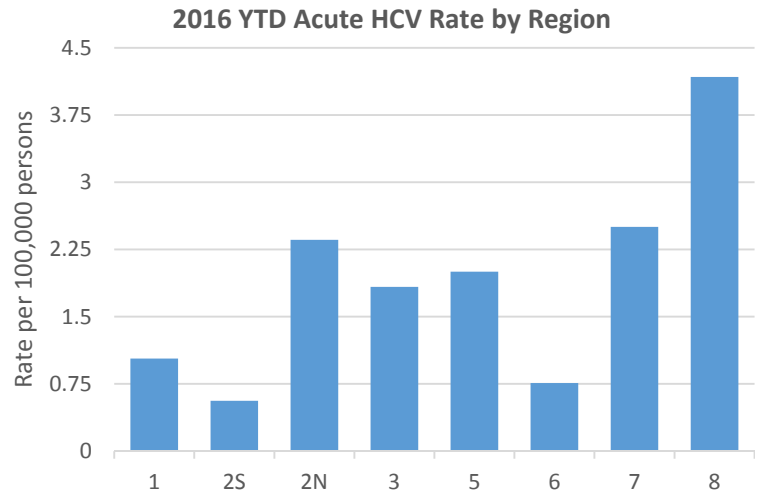
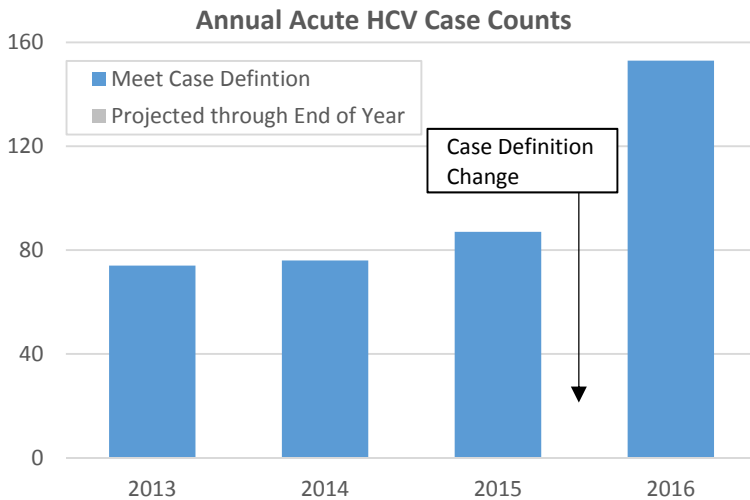


Hepatitis C Virus Monthly Surveillance Report (December 2016)

(Data extracted 2/27/2017 Report released 3/14/2017)

This monthly report is designed to inform local health departments of Hepatitis C Virus (HCV) cases reported to the Michigan Disease Surveillance System (MDSS) that may be related to injection drug use. These cases include all acute HCV cases and chronic HCV cases among persons aged 18 to 29. Also included are the number of ED visits related to injection drug use that were reported to the Michigan Syndromic Surveillance System (MSSS). The purpose of the report is to highlight areas where transmission of HCV may be occurring among people who inject drugs. The goal is that, when warranted, this information will lead to more timely and effective public health intervention. Below are State-wide data trends. LHD-specific numbers can be found in the table that follows.

Please see our separate document on **Technical Notes** for how these data are obtained and defined and limitations to the data.



County	LHJ	Region	Acute HCV Cases (Current Month)	Acute HCV Cases (this month 2015)	Acute HCV Cases (YTD)	Acute HCV Cases (2015 YTD)
Alcona	District Health Department #2	3	0	0	0	0
Alger	Luce-Mackinac-Alger-Schoolcraft	8	1	0	2	0
Allegan	Allegan	5	0	0	1	0
Alpena	District Health Department #4	7	0	0	0	0
Antrim	Northwest Michigan	7	1	2	2	2
Arenac	Central Michigan	3	0	0	0	0
Baraga	Western Upper Peninsula	8	0	0	0	0
Barry	Barry-Eaton	5	0	0	2	1
Bay	Bay	3	0	0	1	1
Benzie	Benzie-Leelanau	7	0	0	1	0
Berrien	Berrien	5	1	0	8	3
Branch	Branch-Hillsdale-St. Joseph	5	0	0	0	1
Calhoun	Calhoun	5	0	0	4	3
Cass	Van Buren-Cass	5	1	0	1	0
Charlevoix	Northwest Michigan	7	0	0	0	0
Cheboygan	District Health Department #4	7	0	0	0	0
Chippewa	Chippewa	8	0	0	1	1
Clare	Central Michigan	6	0	0	0	0
Clinton	Mid-Michigan	1	0	0	0	0
Crawford	District Health Department #10	7	0	0	0	0
Delta	Delta-Menominee	8	1	0	2	1
Detroit City	Detroit City	25	0	0	7	1
Dickinson	Dickinson-Iron	8	0	0	0	1
Eaton	Barry-Eaton	1	0	0	1	1
Emmet	Northwest Michigan	7	0	0	0	0
Genesee	Genesee	3	0	0	4	2
Gladwin	Central Michigan	3	0	0	0	1
Gogebic	Western Upper Peninsula	8	0	0	3	1
Grand Traverse	Grand Traverse	7	0	1	6	1
Gratiot	Mid-Michigan	1	0	0	0	1
Hillsdale	Branch-Hillsdale-St. Joseph	1	0	0	0	1
Houghton	Western Upper Peninsula	8	0	0	2	0
Huron	Huron	3	0	0	0	0
Ingham	Ingham	1	0	1	5	6
Ionia	Ionia	6	0	1	0	2
Iosco	District Health Department #2	3	0	0	0	0
Iron	Dickinson-Iron	8	0	0	0	0
Isabella	Central Michigan	6	0	0	0	0
Jackson	Jackson	1	1	0	2	0
Kalamazoo	Kalamazoo	5	0	0	2	1
Kalkaska	District Health Department #10	7	0	0	0	1
Kent	Kent	6	0	1	0	2

County	LHJ	Region	Acute HCV Cases (Current Month)	Acute HCV Cases (this month 2015)	Acute HCV Cases (YTD)	Acute HCV Cases (2015 YTD)
Keweenaw	Western Upper Peninsula	8	0	0	0	0
Lake	District Health Department #10	6	0	0	0	0
Lapeer	Lapeer	3	1	0	4	0
Leelanau	Benzie-Leelanau	7	0	0	0	0
Lenawee	Lenawee	1	0	0	0	2
Livingston	Livingston	1	0	0	2	1
Luce	Luce-Mackinac-Alger-Schoolcraft	8	0	0	0	0
Mackinac	Luce-Mackinac-Alger-Schoolcraft	8	0	0	0	0
Macomb	Macomb	2N	2	1	31	16
Manistee	District Health Department #10	7	0	0	0	0
Marquette	Marquette	8	0	0	0	1
Mason	District Health Department #10	6	0	0	0	0
Mecosta	District Health Department #10	6	0	0	1	0
Menominee	Delta-Menominee	8	0	0	0	2
Midland	Midland	3	0	0	5	1
Missaukee	District Health Department #10	7	0	0	1	0
Monroe	Monroe	2S	0	0	0	0
Montcalm	Mid-Michigan	6	0	1	3	1
Montmorency	District Health Department #4	7	0	0	0	0
Muskegon	Muskegon	6	0	0	5	0
Newaygo	District Health Department #10	6	0	0	0	1
Oakland	Oakland	2N	1	0	10	2
Oceana	District Health Department #10	6	0	0	0	0
Ogemaw	District Health Department #2	3	0	0	0	0
Ontonagon	Western Upper Peninsula	8	0	0	0	0
Osceola	Central Michigan	6	0	0	0	0
Oscoda	District Health Department #2	3	0	0	2	1
Otsego	Northwest Michigan	7	0	0	0	0
Ottawa	Ottawa	6	0	1	2	2
Presque Isle	District Health Department #4	7	0	0	0	0
Roscommon	Central Michigan	7	1	0	1	0
Saginaw	Saginaw	3	1	0	2	0
St Clair	St Clair	2N	0	1	11	13
St Joseph	Branch-Hillsdale-St. Joseph	5	0	0	0	0
Sanilac	Sanilac	3	0	0	1	1
Schoolcraft	Luce-Mackinac-Alger-Schoolcraft	8	1	0	3	0
Shiawassee	Shiawassee	1	0	0	1	0
Tuscola	Tuscola	3	1	0	2	0
Van Buren	Van Buren-Cass	5	0	0	1	0
Washtenaw	Washtenaw	2S	0	0	3	0
Wayne	Wayne	2S	0	1	3	3
Wexford	District Health Department #10	7	0	0	0	0
MDOC	Michigan Department of Corrections	MDOC	0	0	2	3
STATEWIDE			14	11	153	85

County	LHJ	Region	Chronic HCV Cases, 18-29 years old (Current Month)	Chronic HCV, 18-29 years old (this month 2015)	Chronic HCV Cases, 18-29 years old (YTD)	Chronic HCV Cases, 18-29 years old (YTD 2015)
Alcona	District Health Department #2	3	0	0	1	3
Alger	Luce-Mackinac-Alger-Schoolcraft	8	0	0	1	5
Allegan	Allegan	5	1	2	7	11
Alpena	District Health Department #4	7	1	0	9	1
Antrim	Northwest Michigan	7	0	0	9	7
Arenac	Central Michigan	3	0	3	5	5
Baraga	Western Upper Penninsula	8	0	1	7	6
Barry	Barry-Eaton	5	0	1	3	9
Bay	Bay	3	6	4	44	21
Benzie	Benzie-Leelanau	7	0	1	2	4
Berrien	Berrien	5	2	0	22	19
Branch	Branch-Hillsdale-St. Joseph	5	3	1	13	4
Calhoun	Calhoun	5	2	3	35	19
Cass	Van Buren-Cass	5	0	0	5	2
Charlevoix	Northwest Michigan	7	0	0	3	4
Cheboygan	District Health Department #4	7	1	0	5	5
Chippewa	Chippewa	8	1	1	17	23
Clare	Central Michigan	6	0	0	12	5
Clinton	Mid-Michigan	1	0	1	9	8
Crawford	District Health Department #10	7	0	0	1	2
Delta	Delta-Menominee	8	0	1	17	13
Detroit City	Detroit City	25	9	3	141	47
Dickinson	Dickinson-Iron	8	0	1	9	9
Eaton	Barry-Eaton	1	4	1	21	13
Emmet	Northwest Michigan	7	0	0	16	3
Genesee	Genesee	3	4	8	113	63
Gladwin	Central Michigan	3	1	0	6	4
Gogebic	Western Upper Penninsula	8	0	1	4	16
Grand Traverse	Grand Traverse	7	0	2	14	20
Gratiot	Mid-Michigan	1	2	0	4	1
Hillsdale	Branch-Hillsdale-St. Joseph	1	0	0	14	6
Houghton	Western Upper Penninsula	8	0	0	8	4
Huron	Huron	3	0	2	5	4
Ingham	Ingham	1	4	4	43	17
Ionia	Ionia	6	0	0	4	3
Iosco	District Health Department #2	3	0	0	6	10
Iron	Dickinson-Iron	8	1	0	11	6
Isabella	Central Michigan	6	0	0	7	8
Jackson	Jackson	1	1	1	41	23
Kalamazoo	Kalamazoo	5	2	4	57	29
Kalkaska	District Health Department #10	7	0	0	0	6
Kent	Kent	6	4	2	54	56
Keweenaw	Western Upper Penninsula	8	0	0	0	4

County	LHJ	Region	Chronic HCV Cases, 18-29 years old (Current Month)	Chronic HCV, 18-29 years old (this month 2015)	Chronic HCV Cases, 18-29 years old (YTD)	Chronic HCV Cases, 18-29 years old (YTD 2015)
Lake	District Health Department #10	6	0	1	0	1
Lapeer	Lapeer	3	2	0	13	12
Leelanau	Benzie-Leelanau	7	0	0	0	3
Lenawee	Lenawee	1	1	1	16	6
Livingston	Livingston	1	2	4	21	20
Luce	Luce-Mackinac-Alger-Schoolcraft	8	0	0	7	2
Mackinac	Luce-Mackinac-Alger-Schoolcraft	8	0	0	1	4
Macomb	Macomb	2N	9	16	184	134
Manistee	District Health Department #10	7	0	3	9	11
Marquette	Marquette	8	0	1	18	25
Mason	District Health Department #10	6	0	0	0	2
Mecosta	District Health Department #10	6	0	0	0	3
Menominee	Delta-Menominee	8	1	1	10	7
Midland	Midland	3	0	2	9	16
Missaukee	District Health Department #10	7	0	0	5	3
Monroe	Monroe	2S	3	1	62	28
Montcalm	Mid-Michigan	6	0	1	3	9
Montmorency	District Health Department #4	7	0	1	2	1
Muskegon	Muskegon	6	4	3	32	34
Newaygo	District Health Department #10	6	0	3	6	9
Oakland	Oakland	2N	14	8	155	105
Oceana	District Health Department #10	6	0	0	0	1
Ogemaw	District Health Department #2	3	0	0	4	7
Ontonagon	Western Upper Peninsula	8	0	0	2	3
Osceola	Central Michigan	6	0	0	5	4
Oscoda	District Health Department #2	3	1	0	4	2
Otsego	Northwest Michigan	7	1	0	7	7
Ottawa	Ottawa	6	0	1	16	7
Presque Isle	District Health Department #4	7	0	0	1	6
Roscommon	Central Michigan	7	0	0	4	5
Saginaw	Saginaw	3	2	5	42	32
St Clair	St Clair	2N	6	1	50	37
St Joseph	Branch-Hillsdale-St. Joseph	5	0	0	1	6
Sanilac	Sanilac	3	0	0	4	1
Schoolcraft	Luce-Mackinac-Alger-Schoolcraft	8	0	0	3	1
Shiawassee	Shiawassee	1	0	0	4	9
Tuscola	Tuscola	3	1	0	5	2
Van Buren	Van Buren-Cass	5	0	0	7	3
Washtenaw	Washtenaw	2S	4	1	31	34
Wayne	Wayne	2S	14	7	264	111
Wexford	District Health Department #10	7	1	0	14	8
MDOC	Michigan Department of Corrections	MDOC	14	23	234	198
STATEWIDE			129	132	2060	1447

County	LHJ	Region	ED Admissions (Current Month)	ED Admissions (this month 2015)	ED Admissions (YTD)	ED Admissions (YTD 2015)
Alcona	District Health Department #2	3	0	0	1	3
Alger	Luce-Mackinac-Alger-Schoolcraft	8	0	1	0	1
Allegan	Allegan	5	1	3	19	21
Alpena	District Health Department #4	7	1	0	7	15
Antrim	Northwest Michigan	7	0	0	1	2
Arenac	Central Michigan	3	0	0	3	0
Baraga	Western Upper Penninsula	8	0	0	0	1
Barry	Barry-Eaton	5	0	0	2	3
Bay	Bay	3	0	0	5	5
Benzie	Benzie-Leelanau	7	0	0	2	3
Berrien	Berrien	5	0	0	6	9
Branch	Branch-Hillsdale-St. Joseph	5	0	0	2	4
Calhoun	Calhoun	5	1	0	8	3
Cass	Van Buren-Cass	5	0	0	2	2
Charlevoix	Northwest Michigan	7	0	0	0	1
Cheboygan	District Health Department #4	7	0	0	0	0
Chippewa	Chippewa	8	1	6	14	24
Clare	Central Michigan	6	0	0	1	1
Clinton	Mid-Michigan	1	2	2	10	9
Crawford	District Health Department #10	7	0	0	0	5
Delta	Delta-Menominee	8	0	1	9	10
Detroit City	Detroit City	25	0	x	x	x
Dickinson	Dickinson-Iron	8	1	1	8	12
Eaton	Barry-Eaton	1	2	0	18	15
Emmet	Northwest Michigan	7	0	0	1	1
Genesee	Genesee	3	17	6	130	65
Gladwin	Central Michigan	3	0	0	0	2
Gogebic	Western Upper Penninsula	8	0	0	1	1
Grand Traverse	Grand Traverse	7	1	0	9	30
Gratiot	Mid-Michigan	1	0	1	2	4
Hillsdale	Branch-Hillsdale-St. Joseph	1	0	0	3	4
Houghton	Western Upper Penninsula	8	0	2	0	3
Huron	Huron	3	1	0	1	0
Ingham	Ingham	1	8	6	114	101
Ionia	Ionia	6	1	0	9	6
Iosco	District Health Department #2	3	0	0	6	1
Iron	Dickinson-Iron	8	0	0	1	1
Isabella	Central Michigan	6	0	0	1	0
Jackson	Jackson	1	17	5	113	56
Kalamazoo	Kalamazoo	5	2	1	18	19
Kalkaska	District Health Department #10	7	0	0	1	4
Kent	Kent	6	14	10	221	148
Keweenaw	Western Upper Penninsula	8	0	0	0	0
Lake	District Health Department #10	6	0	0	1	3

County	LHJ	Region	ED Admissions (Current Month)	ED Admissions (this month 2015)	ED Admissions (YTD)	ED Admissions (YTD 2015)
Lapeer	Lapeer	3	1	1	14	8
Leelanau	Benzie-Leelanau	7	0	0	0	1
Lenawee	Lenawee	1	2	0	3	4
Livingston	Livingston	1	2	0	13	9
Luce	Luce-Mackinac-Alger-Schoolcraft	8	0	0	1	0
Mackinac	Luce-Mackinac-Alger-Schoolcraft	8	0	0	1	4
Macomb	Macomb	2N	24	19	145	145
Manistee	District Health Department #10	7	0	0	0	1
Marquette	Marquette	8	0	0	4	10
Mason	District Health Department #10	6	1	2	12	11
Mecosta	District Health Department #10	6	0	1	2	1
Menominee	Delta-Menominee	8	0	0	3	0
Midland	Midland	3	1	0	9	8
Missaukee	District Health Department #10	7	0	2	5	2
Monroe	Monroe	2S	4	4	29	24
Montcalm	Mid-Michigan	6	1	1	11	11
Montmorency	District Health Department #4	7	0	0	0	1
Muskegon	Muskegon	6	1	1	30	25
Newaygo	District Health Department #10	6	1	0	3	2
Oakland	Oakland	2N	9	6	85	80
Oceana	District Health Department #10	6	0	0	6	7
Ogemaw	District Health Department #2	3	0	0	2	0
Ontonagon	Western Upper Peninsula	8	0	0	0	0
Osceola	Central Michigan	6	0	0	1	2
Oscoda	District Health Department #2	3	0	0	2	1
Otsego	Northwest Michigan	7	0	0	0	0
Ottawa	Ottawa	6	4	1	25	19
Presque Isle	District Health Department #4	7	0	0	0	1
Roscommon	Central Michigan	7	0	0	2	0
Saginaw	Saginaw	3	1	0	15	4
St Clair	St Clair	2N	1	0	12	8
St Joseph	Branch-Hillsdale-St. Joseph	5	0	1	14	7
Sanilac	Sanilac	3	0	2	0	4
Schoolcraft	Luce-Mackinac-Alger-Schoolcraft	8	0	0	1	2
Shiawassee	Shiawassee	1	2	0	13	2
Tuscola	Tuscola	3	0	0	1	2
Van Buren	Van Buren-Cass	5	0	1	3	4
Washtenaw	Washtenaw	2S	4	2	25	18
Wayne	Wayne	2S	42	25	492	421
Wexford	District Health Department #10	7	1	0	6	16
MDOC	Michigan Department of Corrections	MDOC	x	x	x	x
STATEWIDE			172	114	1740	1463