



MATERNAL AND CHILD HEALTH SYSTEM ASSESSMENT WEBINAR

APRIL 26, 2017




WELCOME AND INTRODUCTIONS

- Carrie Tarry, MDHHS
- Trudy Esch, MDHHS
- Robin Orsborn, MDHHS
- Julia Heany, MPHI
- Lauren LaPine, MPHI
- Erin Madden, MPHI

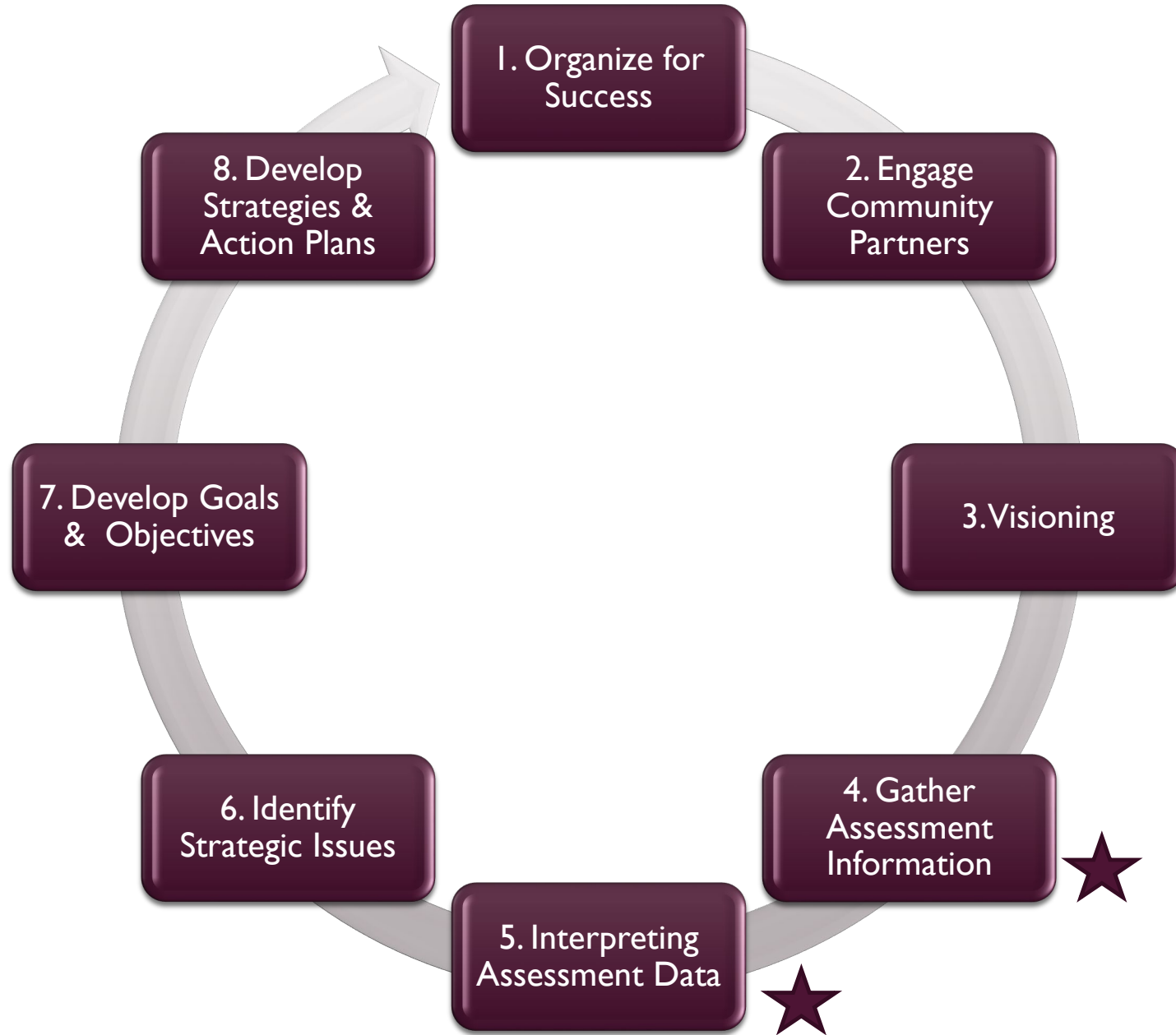


AGENDA


- Overview
- Specifics on Steps 4 & 5
 - Maternal and Child Health System Assessment
- Next Steps
- Questions

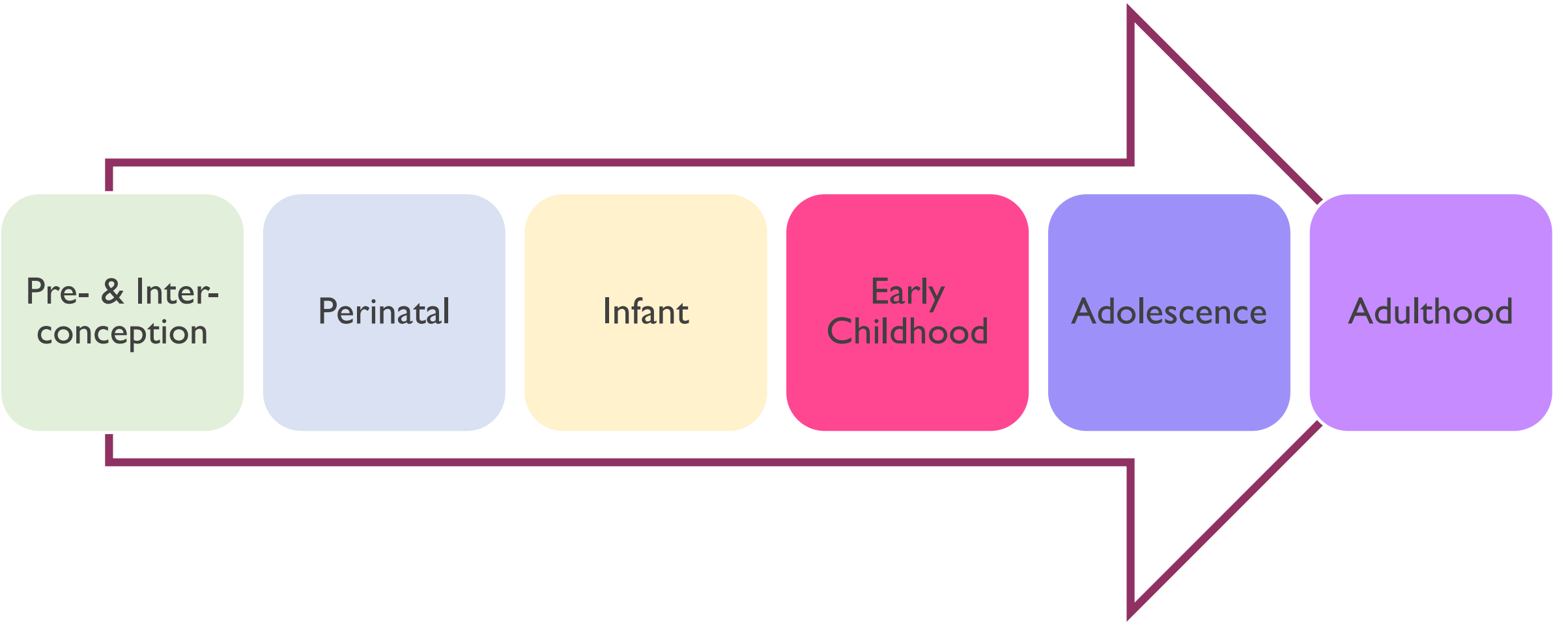


★ Steps to cover today



TIMELINE OF ASSESSMENTS

- *Within steps 4 & 5, there are **three assessments**:*
 1. Community Themes and Strengths Assessment
 - **Covered February 14**
 2. Maternal and Child Health Status Assessment
 - **Covered March 9**
 3. Maternal Child Health System Assessment
 - **Covered TODAY** 



Pre- & Inter-
conception

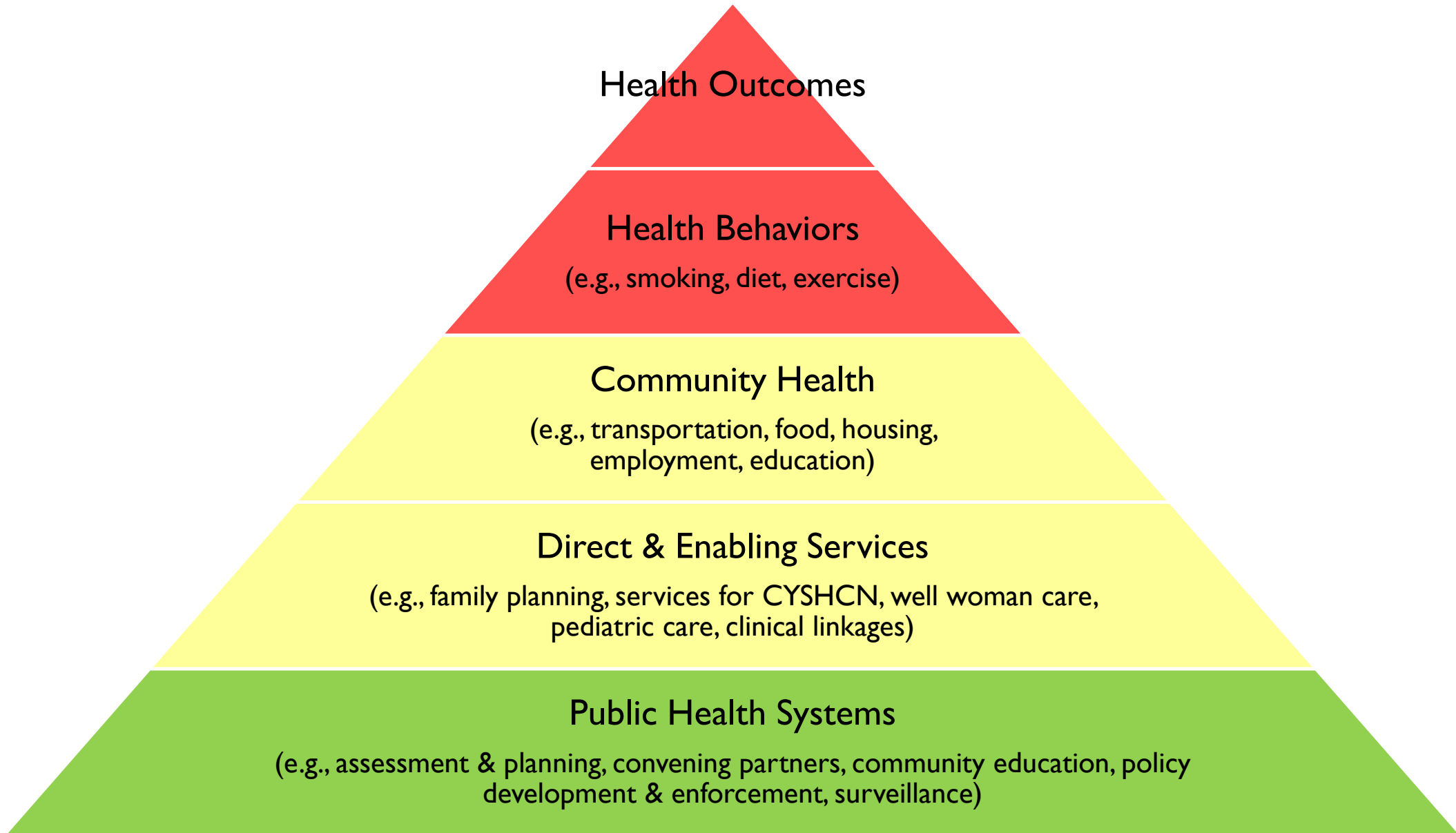
Perinatal

Infant

Early
Childhood

Adolescence

Adulthood



CHECKING IN

- How are your Themes and Strengths assessment activities unfolding?
- How is your Health Status Assessment going?
- Are there any questions we can answer today?



MATERNAL AND CHILD HEALTH SYSTEM ASSESSMENT



OPTIONAL ASSESSMENT

OPTIONAL

- The system assessment will be optional.
- It is strongly encouraged that each LHD complete *one* or *two* essential services of the system assessment because it is a crucial piece of community assessment.
- Completing the entire systems assessment would be very enriching to the overall MCH Needs Assessment, but we understand that not every LHD has the capacity and resources to complete this third assessment.

MATERNAL AND CHILD HEALTH SYSTEM ASSESSMENT

This assessment looks at maternal child health **system capacity to deliver essential services**. Conducting the System Assessment helps answer the following questions:

1. What are the activities, competencies, and capabilities of the maternal child health system?
2. How are essential maternal child health services being provided to the community?



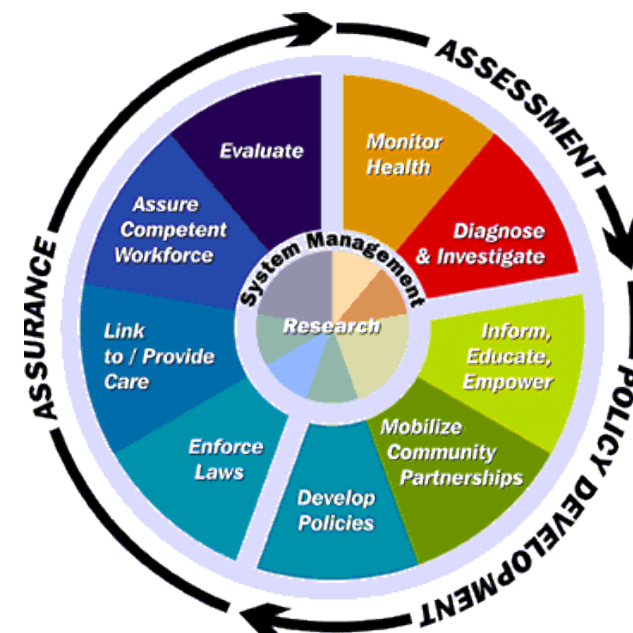
MATERNAL CHILD HEALTH SYSTEM ASSESSMENT

- Your maternal child health group will complete this assessment together through a **facilitated discussion**.
- This discussion will cover each essential maternal child health service, and it will be used to identify system strengths and opportunities for improvement.
- Large groups could form subgroups to tackle specific essential services.



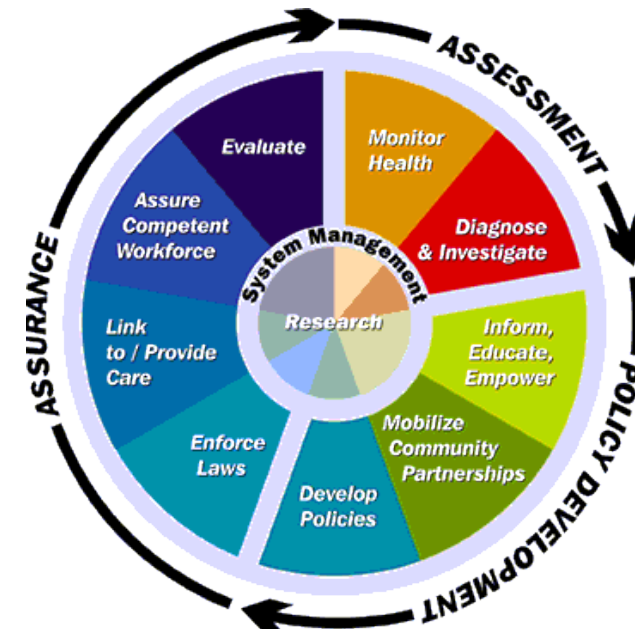
10 MCH ESSENTIAL SERVICES

1. Assess and monitor MCH health status to identify and address problems.
2. Diagnose and investigate health problems and health hazards affecting women, children, and youth.
3. Inform and educate the public and families about MCH issues.
4. Mobilize community partnerships between policymakers, health care providers, families, the general public, and other to identify and solve MCH problems.
5. Provide leadership for policy setting, planning, and policy development to support community efforts to assure the health of women, children, youth, and their families.



10 MCH ESSENTIAL SERVICES

6. Promote and enforce legal requirements that protect the health and safety of women, children and youth, and ensure public accountability for their wellbeing.
7. Link women, children, and youth to health and other community and family services, and assure access to comprehensive, quality systems of care.
8. Assure the capacity and competency of the public health and personal health workforce to effectively and efficiently address maternal and child health needs.
9. Evaluate the effectiveness, accessibility, and quality of personal health and population-based MCH services.
10. Support research and demonstrations to gain new insights and innovative solutions to MCH-related problems.



MATERNAL CHILD HEALTH SYSTEM ASSESSMENT

After you complete the system assessment, you will answer the following questions:

1. What partners were at the table?
2. How did you facilitate an open discussion of each service with your partners?
3. What were the strengths and limitations of your process?



HOW WAS THE MCH SYSTEMS ASSESSMENT CREATED?

- The system assessment spreadsheet was developed using the following tools for reference:
 - National Public Health Performance Standards Program(NPHPSP)
 - Public Health Accreditation Board (PHAB) Standards and Measures Version 1.5
 - 10 MCH Essential Services
- **We will be providing you with an Excel spreadsheet to guide this assessment.**

SYSTEM ASSESSMENT SPREADSHEET

- Use this spreadsheet to help lead your consortium through a discussion about each of the domains.
- Each of the tabs can be printed so that the document can be provided as handouts at the meeting and/or used for note taking and documentation.
- Try to include in your discussion and notes examples of things going well and things to improve specifically related to maternal/child health.

SYSTEM ASSESSMENT SPREADSHEET

- For some domains, you may need to gather additional information from other agency partners or from agencies not represented on your consortium.
- It is okay to use all or part of this spreadsheet and its contents to gather additional information from partners through one-on-one conversations, emails, phone calls, and other methods of collecting information.



SYSTEM ASSESSMENT SPREADSHEET

- This spreadsheet has 12 tabs located at the bottom: an introduction tab, definition tab, and one tab corresponding to each of the 10 domains corresponding to the 10 MCH Essential Services:

- | | |
|-------------------------|------------------------------|
| 1. Access | 6. Public Health Laws |
| 2. Investigate | 7. Access to Care |
| 3. Inform & Educate | 8. Workforce |
| 4. Community Engagement | 9. Quality Improvement |
| 5. Policies & Plans | 10. Evidence-Based Practices |

Example Sneak Peek



INTRO	DEFINITIONS	DOMAIN 1	DOMAIN 2	DOMAIN 3	DOMAIN 4	DOMAIN 5	...
-------	-------------	----------	----------	----------	----------	----------	-----

SYSTEM ASSESSMENT SPREADSHEET

Discussion Questions and Examples	What is the current status?	What is going well?	Opportunities for improvement	Rating
1.1 Participate in or conduct a collaborative process resulting in a comprehensive Maternal Child Health (MCH) assessment.				
1.1.1 Participate in a maternal and child health partnership to assess MCH needs.				
<p>1. Does your community regularly bring together a group of MCH partners to better understand MCH needs in your community?</p> <p>– Does your group include traditional and non-traditional MCH partners?</p> <p>– Does your group include community members?</p> <p>– What partners are missing?</p> <p>Example: partnerships may include healthcare providers, hospitals, schools, departments of local government, community-based agencies, local health department, social services, business, etc.</p>				<input type="checkbox"/> No Activity <input type="checkbox"/> Minimal Activity <input type="checkbox"/> Moderate Activity <input type="checkbox"/> Significant Activity <input type="checkbox"/> Optimal Activity
1.1.2 Complete a MCH assessment.				
<p>2. Has your community <u>completed</u> a MCH assessment?</p> <p>– Have you completed a local community health assessment with a strong MCH component?</p>				<input type="checkbox"/> No Activity <input type="checkbox"/> Minimal Activity <input type="checkbox"/> Moderate Activity <input type="checkbox"/> Significant Activity <input type="checkbox"/> Optimal Activity
<p>3. How was information gathered for the assessment?</p> <p>– What data were collected?</p> <p>– How were community members involved in the process?</p>				<input type="checkbox"/> No Activity <input type="checkbox"/> Minimal Activity <input type="checkbox"/> Moderate Activity <input type="checkbox"/> Significant Activity <input type="checkbox"/> Optimal Activity
<p>4. If an assessment has been completed, what were the successes and challenges associated with the process?</p> <p>– What changes or resources might make future assessments more efficient and impactful?</p> <p>Example: We could strengthen the MCH component of our local Community Health Assessment.</p>				<input type="checkbox"/> No Activity <input type="checkbox"/> Minimal Activity <input type="checkbox"/> Moderate Activity <input type="checkbox"/> Significant Activity <input type="checkbox"/> Optimal Activity
1.1.3 Ensure that the MCH assessment is accessible to agencies, organizations, and the general public.				
<p>5. Are the results of the maternal and child health assessment available to everyone in the community to see, including organizations and the general public?</p> <p>– Does your local health department create a "health profile" with community health and maternal and child health data?</p>				<input type="checkbox"/> No Activity <input type="checkbox"/> Minimal Activity <input type="checkbox"/> Moderate Activity <input type="checkbox"/> Significant Activity <input type="checkbox"/> Optimal Activity

DOMAIN 1 - ASSESS

This is what the first Domain tab looks like



SYSTEM ASSESSMENT SPREADSHEET

DOMAIN 1 - ASSESS	Discussion Questions and Examples	
	Part 1: Planning and Conducting the Assessment	
	1. <i>Has your community been involved in a maternal and child health partnership to <u>plan or conduct</u> an assessment of the health of the community?</i>	Example: partnerships may include healthcare providers, hospitals, schools, departments of local government, etc.
	2. <i>Has your community taken part in <u>completing</u> a local maternal and child health assessment?</i>	Example: A local community health assessment with a strong MCH component?
	3. <i>How was information gathered for the assessment?</i>	Example: What data were collected? How were community members involved in the process? What knowledge do community members have about the process and opportunity to be involved?
	4. <i>If an assessment has been done, what were the successes and challenges of the process?</i>	Example: Maternal and child health staff from the local health department were involved in completing the MAPP process.

- The first column on each tab contains *discussion questions (in italics)* and **examples (in bold)** for each measure.
- These questions should be used to generate conversation among consortium members related to each standard and measure.
- The discussion questions are only there to help you get the group thinking about what is being done right now, and what is going well or needs to be improved in the local public health system for each domain.
- You do not have to answer every question.
- The second tab of the spreadsheet contains a list of definitions that may be helpful when moving through each domain.



Example Sneak Peek

- Record notes from your discussion about how your local public health system is doing work related to each of the standards and measures, including things going well and things to improve.
- Type notes from your group's discussion in the appropriate boxes on each domain tab (see columns "What is the current status," "What is going well," and "Opportunities for Improvement." Type any additional information or relevant notes from the discussion under the "Other Notes" column.

	What is the current status?	What is going well?	Opportunities for improvement	Other Notes
	Participate in or conduct a collaborative process resulting in a comprehensive community health assessment.			
	Participate in or conduct a maternal and child health partnership for the development of a comprehensive community health assessment of the population served by the local public health system.			
DOMAIN 1 - ASSESS	<p>1. Has your community been involved in a maternal and child health partnership to <u>plan or conduct</u> an assessment of the health of the community?</p> <p>—What partners were involved in the assessment?</p> <p>—What role did various partners have in the process?</p> <p>Example: partnerships may include healthcare providers, hospitals, schools, departments of local</p>			
	<p>2. Has your community taken part in <u>completing</u> a local maternal and child health assessment?</p> <p>—A local community health assessment with a strong MCH component?</p>			
	<p>3. How was information gathered for the assessment?</p> <p>—What data were collected?</p> <p>—How were community members involved in the process?</p> <p>—What knowledge do community members have about the process and opportunity to be involved?</p>			
	<p>4. If an assessment has been done, what were the successes and challenges of the process?</p>			
	<p>5. Do you have suggestions for completing future assessments?</p> <p>—What changes or resources might make future assessments easier to conduct?</p> <p>Example: Maternal and child health staff from the local health department were involved in completing the MAPP process.</p>			

SYSTEM ASSESSMENT SPREADSHEET

Rating
assessment.
<input type="checkbox"/> No Activity <input type="checkbox"/> Minimal Activity <input type="checkbox"/> Moderate Activity <input type="checkbox"/> Significant Activity <input type="checkbox"/> Optimal Activity
<input type="checkbox"/> No Activity <input type="checkbox"/> Minimal Activity <input type="checkbox"/> Moderate Activity <input type="checkbox"/> Significant Activity <input type="checkbox"/> Optimal Activity
<input type="checkbox"/> No Activity <input type="checkbox"/> Minimal Activity <input type="checkbox"/> Moderate Activity <input type="checkbox"/> Significant Activity <input type="checkbox"/> Optimal Activity
<input type="checkbox"/> No Activity <input type="checkbox"/> Minimal Activity <input type="checkbox"/> Moderate Activity <input type="checkbox"/> Significant Activity <input type="checkbox"/> Optimal Activity

- The “Rating” column should be used to document your group’s overall perception of performance in each area. These ratings can help identify, at a glance, areas where there is the greatest opportunity for improvement.
- Definitions of the rating system are as follows:
 - **No Activity** – 0% or absolutely no activity.
 - **Minimal Activity** – Greater than zero, but no more than 25% of the activity described within the question is met.
 - **Moderate Activity** – Greater than 25%, but no more than 50% of the activity described within the question is met.
 - **Significant Activity** – Greater than 50%, but no more than 75% of the activity described within the question is met.
 - **Optimal Activity** – Greater than 75% of the activity described within the question is met.

Source: <https://www.cdc.gov/nphpsp/documents/nphpsp-version2statepublichealthsystemassessmentreport.pdf>



Example Sneak Peek

SUGGESTED PROCESS

1. Identify partners to participate in a discussion about each essential service.
 - This could be the same group for all services or some services.
2. Set dates and send out invitations.
3. Identify a facilitator and a note taker for each group.
 - Plan to take notes right in the Excel file (bring a laptop).



SUGGESTED PROCESS

4. When you come together:

- Introduce this as a system assessment.
 - “This assessment covers the capabilities we’d ideally fulfill as a system of MCH partners. For this conversation, we’ll focus on the degree to which we, as a community, fulfill all these functions. When we talk today, we’ll be thinking about the capabilities our system has, and what capacity we could work toward building in the future.”
 - “It can be really hard to know the extent to which our system accomplishes each of these things. It’s okay to take our best guess, to gather information to fill gaps, and to think of this conversation as a first step. What’s most important is that we’re starting a dialogue about how to improve our system, since system-level work offers such great potential for moving the needle on health outcomes.”



SUGGESTED PROCESS

4. When you come together:

- Ask the group the questions in the first column, and follow up with questions like:
 - ☐ What are we doing now?
 - ☐ What is going well?
 - ☐ What could be improved?
 - ☐ *Feel free to add other questions that flow from the conversation...*
- Ask the group to give an overall rating based on the conversation.
 - ☐ If you have a lot of disagreement about the rating, ask someone with a high rating and someone with a low rating to share their thinking, and see if that moves the group closer to consensus.
 - ☐ It's okay to be unsure, or to disagree. The ratings are only intended to help with finding priorities.
- Close the conversation by asking for overarching takeaways about system strengths and opportunities for improvement.
 - ☐ These bullets will be used as your main findings.



MATERNAL CHILD HEALTH SYSTEM ASSESSMENT

Use Table 9 in the Tool to describe your main findings.

- Organize your findings by essential services, and indicate if your finding reflects an opportunity to improve the MCH system or an MCH system strength.
- Each bullet should reflect one finding.
- Try to keep your description to one sentence, but include enough detail that anyone would be able to tell who and what the finding is about.
- Each service will be associated with multiple opportunities for system improvement and system strengths.

KEY FINDINGS

Table 9: Maternal Child Health System Assessment – Key Findings

Essential Service	Opportunities for Improving the MCH System	Strengths of the MCH System
Assess and monitor MCH health status to identify and address problems.	<ul style="list-style-type: none"> Click here to enter text. Click here to enter text. Click here to enter text. 	<ul style="list-style-type: none"> Click here to enter text. Click here to enter text. Click here to enter text.
Diagnose and investigate health problems and health hazards affecting women, children, and youth.	<ul style="list-style-type: none"> Click here to enter text. Click here to enter text. Click here to enter text. 	<ul style="list-style-type: none"> Click here to enter text. Click here to enter text. Click here to enter text.
Inform and educate the public and families about MCH issues.	<ul style="list-style-type: none"> Click here to enter text. Click here to enter text. Click here to enter text. 	<ul style="list-style-type: none"> Click here to enter text. Click here to enter text. Click here to enter text.
Mobilize community partnerships between policymakers, health care providers, families, the general public, and others to identify and solve MCH problems.	<ul style="list-style-type: none"> Click here to enter text. Click here to enter text. Click here to enter text. 	<ul style="list-style-type: none"> Click here to enter text. Click here to enter text. Click here to enter text.
Provide leadership for policy setting, planning, and policy development to support community efforts to assure the health of women, children, youth, and their families.	<ul style="list-style-type: none"> Click here to enter text. Click here to enter text. Click here to enter text. 	<ul style="list-style-type: none"> Click here to enter text. Click here to enter text. Click here to enter text.

Example finding:

Improvement opportunity:

- Our MCH system could do more to support policy development at the state and federal level by providing information and stories from our experience.

Strength:

- Our MCH system supports policy development and implementation at the organizational and local levels, especially around tobacco exposure and breastfeeding.

SYSTEM ASSESSMENT SPREADSHEET

This spreadsheet, containing the typed notes from your consortium meetings, will serve as an optional deliverable (along with the tool) for the Local Maternal and Child Health System Assessment.

GROUP SHARING!!

- Have any of you participated in a Community System Assessment before?
- Could you speak on your experiences with the process?



SUPPORT

We acknowledge that some LHDs may be familiar with this process, where for others this may be a new and daunting experience. For those agencies that feel overwhelmed, we are happy to set up a 1-on-1 webinar to explain the process in more detail and provide technical assistance.



ADDITIONAL NOTES




MATERNAL CHILD HEALTH STATUS ASSESSMENT

- Each LHD should now have received their feedback form for Steps 1-3 and their data workbooks for the Status Assessment.
 - As a reminder, each LHD should have received 3 workbooks:
 1. A workbook containing state level data
 2. A workbook containing data specific to the counties involved with your assessment
 3. A workbook containing supplemental data measures (*sent 4/17 from Trudy*)
- If you did not receive your feedback form and data workbooks, please contact Lauren LaPine at llapine@mphi.org.

TECHNICAL ASSISTANCE

- If you need help with ***any step*** of the Needs Assessment process, MPHI is available for Technical Assistance.
 - Contact Lauren LaPine at llapine@mphi.org or (517) 324-8368 to be connected with Julia, Erin, or Lauren
 - We are looking forward to hearing from you!!!



Lauren LaPine



Julia Heany



Erin Madden




NEXT STEPS



NEXT STEPS

- Completed steps 4 & 5 submitted to MPHI by **June 23rd**
- Let us know if you need more time!
- Email Submissions to:
 - Lauren LaPine, llapine@mphi.org
- Next Webinar: **June 14, 2-4pm**



Questions?





THANK YOU!

