



Michigan Flu Focus

Weekly Influenza Surveillance Report



September 10, 2021 Vol. 18; No. 38

Week Ending September 4, 2021 | WEEK 35

Editor: Sue Kim

Editor email: KimS2@michigan.gov

Michigan 2020-2021 Season Overview

Note: Most systems were impacted by the COVID-19 pandemic and should be interpreted with caution.

Geographic Spread – reporting for this [system](#) was suspended for the 2020-2021 season due to the impact of the COVID-19 pandemic on ILI activity.

Outbreaks – two respiratory outbreaks were reported (excludes COVID-19-associated outbreaks).

Sentinel Provider Surveillance (ILINet) – provisional data shows ILI activity remained below baseline all season.

Laboratory – 8 flu positive results (4 flu A, 4 flu B) were reported by the MDHHS Bureau of Laboratories.

Hospitalizations – 10 influenza-associated hospitalizations were reported in the catchment area.

Pediatric flu mortality – zero pediatric influenza deaths have been confirmed by MDHHS.

Seasonal Influenza Vaccination Coverage

Michigan's goal is to vaccinate more than 4.3 million residents during the 2020-2021 flu season.

As of June 26, 2021, there have been **3,460,969** doses administered (**80.44%** towards goal) for the 2020-2021 flu season.

Please visit the Flu Dashboard at www.michigan.gov/flu for more information.

Flu Bytes

Rise to Immunize

The American Medical Group Association (AMGA) Foundation launches its third national campaign, [Rise to Immunize](#). The campaign's goal is to increase vaccination coverage rates and decrease vaccine-preventable disease and death in the adult population. Rise to Immunize focuses on empowering AMGA medical groups and health systems to administer a total of 25 million vaccines by 2025. The four critical immunizations this initiative focuses on include influenza, pneumococcal, Td/Tdap, and zoster vaccines.

Organizations that participate in the campaign are committing to three actions. Choosing a campaign plank, which is a tailored pathway the organization will focus on. Tracking and reporting data quarterly. Data reporting track options include basic track, which focuses on tracking influenza and pneumococcal vaccination, or a core track which tracks all four targeted vaccines. The last action includes leveraging resources to the organization's patient population.

Learn more and enroll in the Rise to Immunize campaign [here](#).

Influenza News Blast

- [Alana's Foundation Hosts Annual College and University Flu Vaccination Challenge](#)
- [Flu Vaccine Recommendations for the 2021-2022 Influenza Season](#)
- [Study: Identifies Racial and Ethnic Disparities in Severe Flu Outcomes](#)

Updates of Interest

The Advisory Committee on Immunization Practices (ACIP) influenza vaccine recommendations have been updated for the upcoming 2021-2022 influenza season. Please see the link under Flu Bytes for more information.

Congregate Setting Respiratory Virus Outbreaks

There were **0** influenza outbreaks reported to MDHHS during this time period. Two (2) non-flu, non-COVID, respiratory virus outbreaks were reported during August. Respiratory virus outbreaks for the 2021 summer season are summarized below.

of Congregate Setting Outbreaks by Region

Facility Type	C	N	SE	SW	Summer 2021 Total	2020-21 Season Total
Schools: K-12 & College	0	0	0	0	0	0
Long-term Care / Assisted Living Facility	1	0	0	0	1	0
Healthcare Facility	0	0	0	0	0	0
Daycare	0	0	0	1	1	0
Homeless Shelter	0	0	0	0	0	0
Correctional Facility	0	0	0	0	0	0
Other	0	0	0	0	0	0
Total	1	0	0	1	2	
2020-21 Season Total	0	0	0	0		0

Did you know?

Congregate setting outbreaks of viral respiratory illnesses are required to be reported to your local health department? See:

- [Influenza Guidance for Healthcare Providers](#)
- [Guidelines for Influenza and Respiratory Virus Outbreaks in Long-Term Care Facilities](#)

Novel Influenza A Viruses

Nationally, 9 human infections with a variant influenza A virus (5 H1N1v, 2 H1N2v, 2 H3N2v) associated with swine exposure were reported for the 2020-2021 season. For more information, visit the CDC FluView Interactive:

http://gis.cdc.gov/grasp/fluview/Novel_Influenza.html

U.S. Outpatient Influenza-like Illness Surveillance Network (ILINet)

During the 2020-2021 influenza season, provisional data shows Michigan ILI activity remained below baseline all season.

Number of Reports and ILI % by Region in Michigan during this time period:

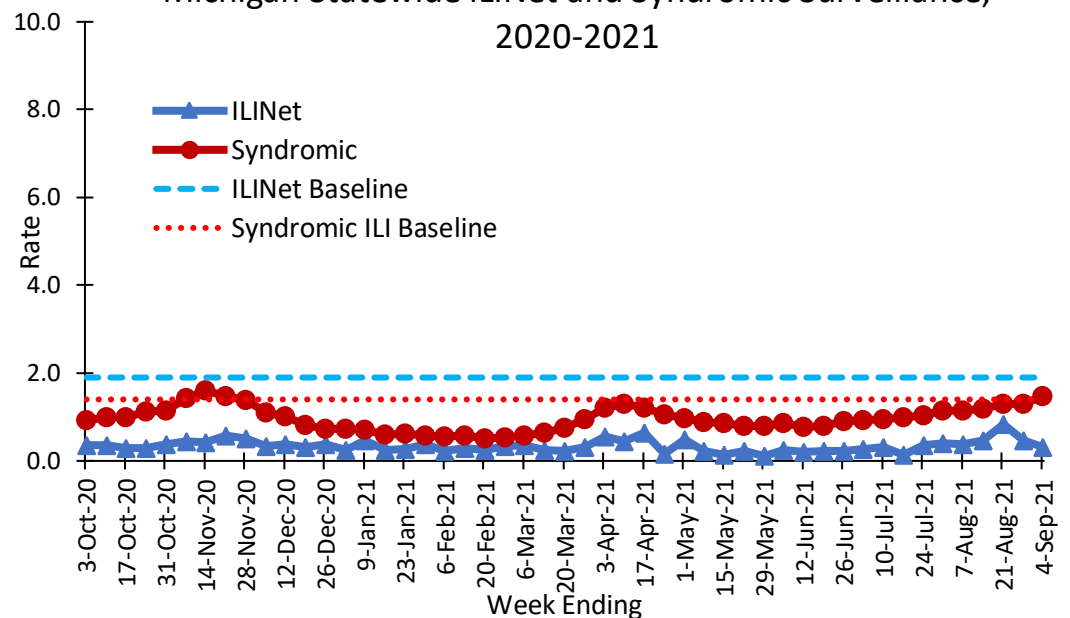
Region	C	N	SE	SW
No. of Reporters, Total (11)	3	2	5	1
ILI %	0.2	0.1	0.9	0.0

Data is provisional and may change as additional results are reported.

Michigan ILI Activity: 0.3%. A total of 16 patient visits due to ILI were reported out of 15,190 office visits during Week 35.

*Regional baseline is developed by calculating the mean percentage of patient visits for ILI during non-influenza weeks for the previous three seasons and adding two standard deviations

Michigan Statewide ILINet and Syndromic Surveillance, 2020-2021



Become an ILINET provider!

Contact Shelly Doebler at DoeblerM@michigan.gov

MDHHS Laboratory Data

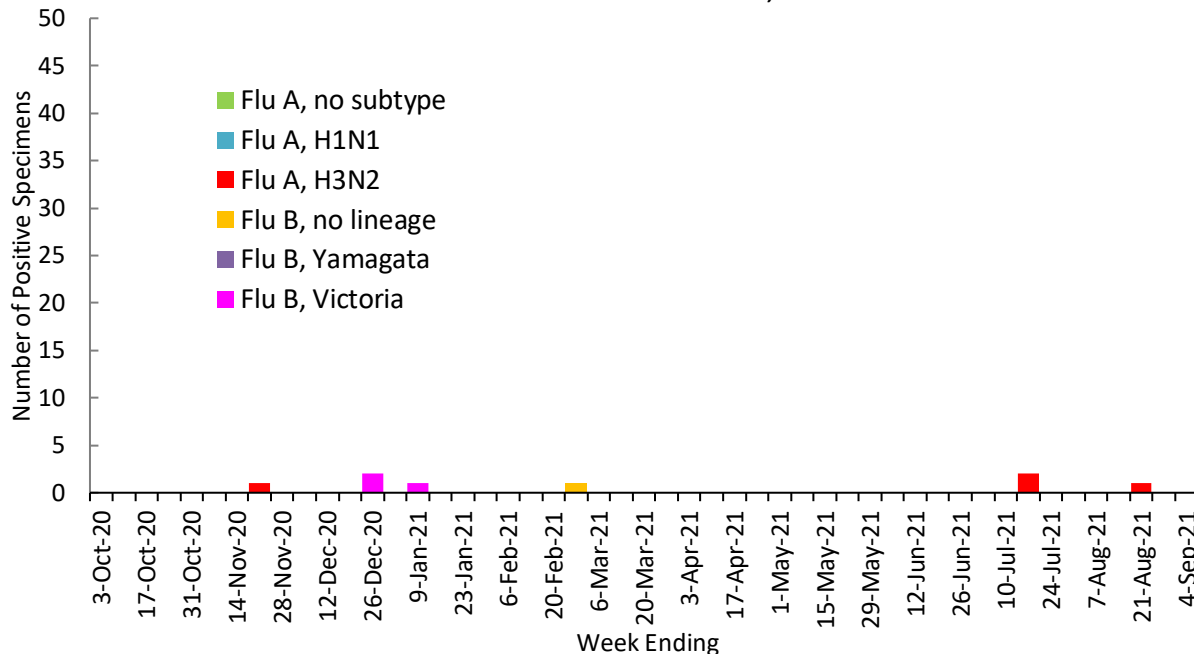
There were **0** new positive influenza results (0C, 0N, 0SE, 0SW) reported by the MDHHS Bureau of Laboratories (BOL) during this time period.

of Positive Respiratory Virus Results by Region

Flu Type, Subtype	C	N	SE	SW	Summer 2021 Total	2020-21 Flu Season Total
Flu A, H1N1	0	0	0	0	0	0
Flu A, H3N2	0	0	3	0	3	1
Flu B	0	0	0	0	0	4
Total	0	0	3	0	3	
2020-21 Total	0	0	5	0		5

Data is provisional and may change as additional results are reported.

Influenza Positive Test Results, 2020-2021



Note: Based on Specimen Collection Date

Flu B lineage data will be reported based on MDHHS BOL testing runs and will be backtracked into this graph

Michigan Sentinel Clinical Lab Network Respiratory Virus Data

Ten (10) sentinel clinical labs (2SE, 2SW, 5C, 1N) reported during the week ending 8/7/2021

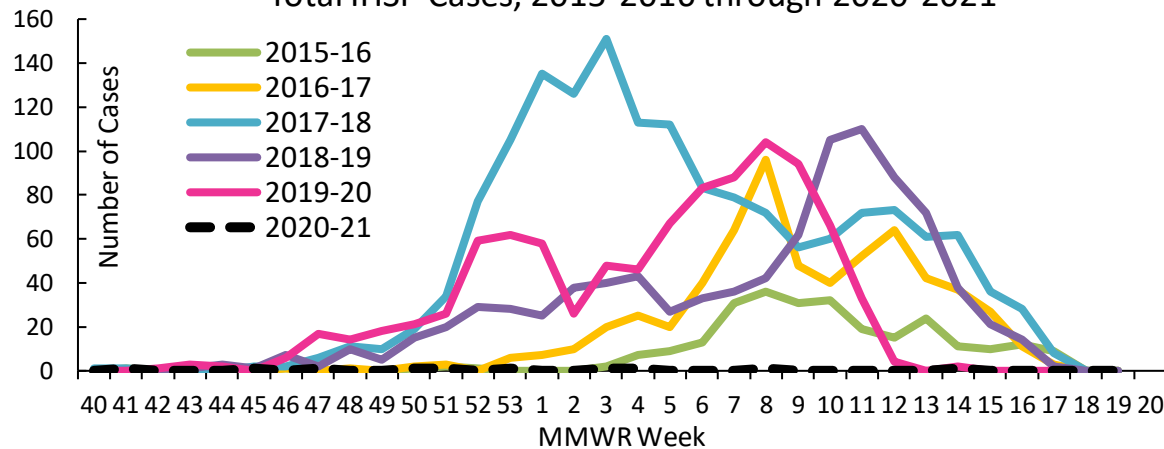
SE Region	
Influenza A:	sporadic
Influenza B:	no activity
Parainfluenza:	elevated
RSV:	elevated; increasing
Adenovirus:	low
hMPV:	sporadic – low
Central Region	
Influenza A:	no activity
Influenza B:	no activity
Parainfluenza:	elevated
RSV:	low – elevated
Adenovirus:	sporadic – low
hMPV:	no activity
SW Region	
Influenza A:	sporadic
Influenza B:	no activity
Parainfluenza:	low – slightly elevated
RSV:	slightly elevated
Adenovirus:	sporadic – low
hMPV:	no activity
North Region	
Influenza A:	no activity
Influenza B:	no activity
Parainfluenza:	slightly elevated
RSV:	low
Adenovirus:	no activity
hMPV:	no activity

Influenza Hospitalization Surveillance Project (IHSP)

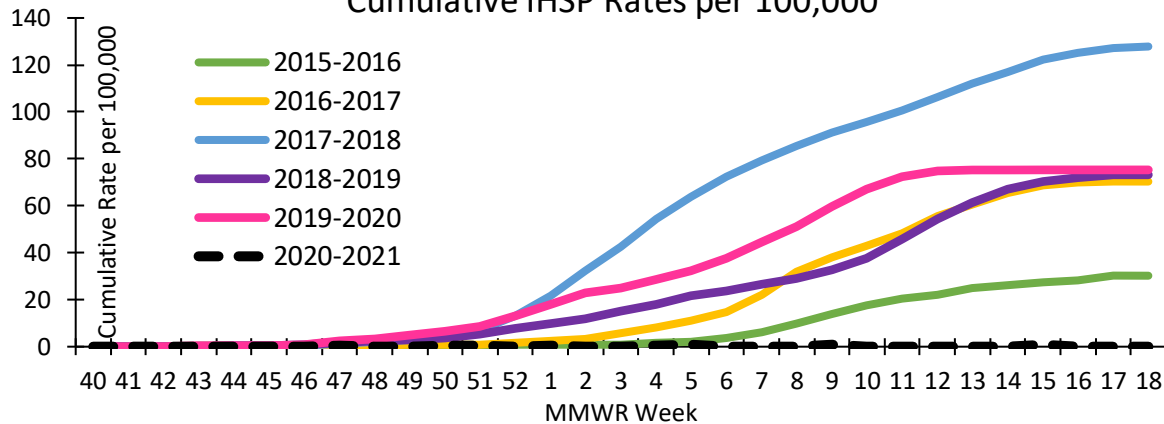
The CDC's Influenza Hospitalization Surveillance Network (FluSurv-NET) provides population-based rates of laboratory-confirmed influenza-associated hospitalizations from October 1st through April 30th each year. Michigan participates as an IHSP state in FluSurv-NET for Clinton, Eaton, Genesee, Ingham, and Washtenaw Counties.

Since October 1st, **10 (1 pediatric, 9 adult)** influenza-related hospitalizations were reported in the catchment area for the 2020-2021 season. Data is preliminary and may be updated as more information becomes available.

Total IHSP Cases, 2015-2016 through 2020-2021



Cumulative IHSP Rates per 100,000



Washtenaw County was added in the 2017-2018 season

Mortality Surveillance

Pneumonia & Influenza (P&I) Mortality Surveillance

Michigan Department of Health and Human Services Vital Records and Health Statistics provides pneumonia & influenza mortality data based on death certificates.

Please visit the [Michigan Mortality Statistics](#) webpage for more information.

Influenza-associated Pediatric Mortality

Zero (0) pediatric influenza deaths have been confirmed by MDHHS for the 2020-2021 influenza season.

Nationally, one (1) influenza-associated pediatric death has been reported for the 2020-2021 influenza season.

Total influenza-associated pediatric deaths in the U.S. and Michigan by season are listed in the table below.

	2017-18	2018-19	2019-20	2020-21
U.S. Total <small>Source: CDC FluView</small>	188	144	199	1
MI Total	3	3	6	0

Pediatric deaths due to influenza are required to be reported in Michigan. Please see:

- [Influenza-Related Pediatric Mortality Investigation and Reporting](#)

- [MDHHS Influenza Webpage](#)
- [MDHHS Bureau of Laboratories \(BOL\) Webpage and Test Request Forms](#)
- [CDC FluView Weekly Report](#)
- [CDC Pneumonia and Influenza \(P&I\) Mortality Surveillance](#)
- [CDC Healthcare Professionals Flu Toolkit](#)
- [Immunization Action Coalition: Ask the Experts- Flu](#)
- [MDHHS Influenza Vaccine F.A.Q.](#)

For more information on Coronavirus Disease 2019 (COVID-19) in Michigan, please visit www.michigan.gov/coronavirus

View Michigan Flu Focus Report archives [here](#).

Swine Variant Influenza Toolkit

The Swine Variant Influenza Toolkit will help local health departments in planning for and responding to suspected influenza outbreaks associated with swine at agricultural fairs and exhibits. See:

- [Swine Variant Influenza Toolkit](#)
- [Swine Variant Influenza Toolkit Templates Document](#)

MDHHS Contributors

Bureau of Infectious Disease Prevention

S. Bidol, MPH, M. Doebler, MPH, S. Kim, MPH, M. Laski, BS

Bureau of Laboratories

B. Robeson, MT, V. Vavricka, MS

To be added to the distribution list, please contact Sue Kim at KimS2@michigan.gov