



# Michigan Flu Focus

Weekly Influenza Surveillance Report



Editor: Sue Kim, MPH

Editor Email: [KimS2@michigan.gov](mailto:KimS2@michigan.gov)

January 10, 2020

Vol. 17; No. 14

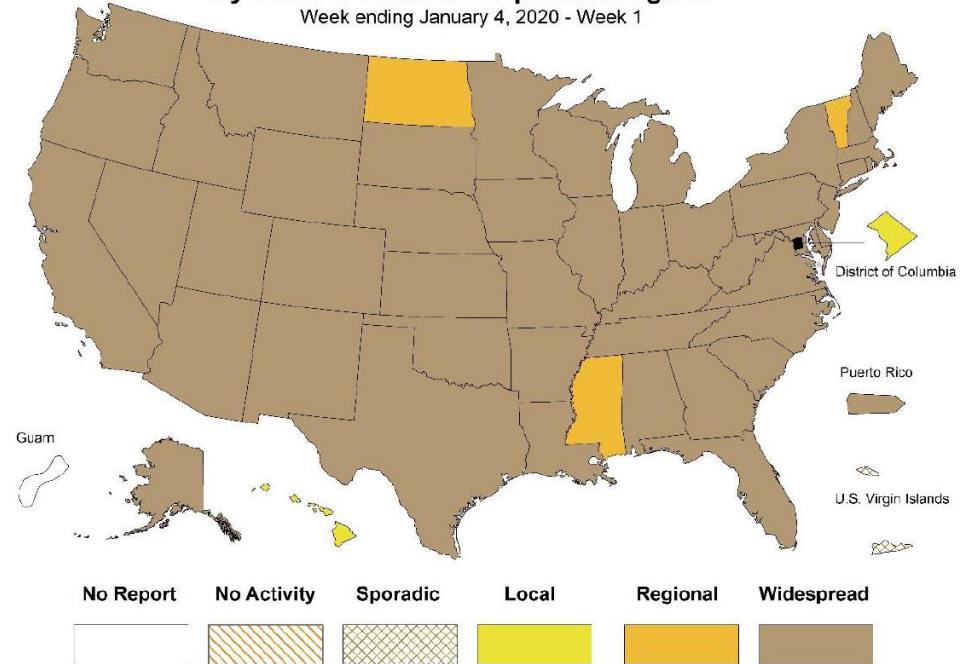
**Week Ending January 4, 2020 | WEEK 1**

Michigan Influenza Activity
No Activity
Sporadic
Local
Regional
<b><u>Widespread</u></b>

\*Clicking on the current activity level will direct you to the CDC webpage defining each activity level for the geographic spread of influenza

## Weekly Influenza Activity Estimates Reported by State & Territorial Epidemiologists\*

Week ending January 4, 2020 - Week 1



## Updates of Interest

The Michigan Department of Health and Human Services has confirmed the first two influenza-associated pediatric deaths of the 2019-2020 influenza season in Michigan.

Please see the following link for the full press release.

Link: [https://www.michigan.gov/mdhhs/0,5885,7-339-73970\\_71692-516613--,00.html](https://www.michigan.gov/mdhhs/0,5885,7-339-73970_71692-516613--,00.html)

## Influenza-associated Pediatric Mortality

Nationally, 32 influenza-associated pediatric deaths have been reported thus far for the 2019-2020 flu season. Two (2) pediatric influenza (B) deaths have been confirmed by MDHHS, which will be counted in the national statistics for Week 2.

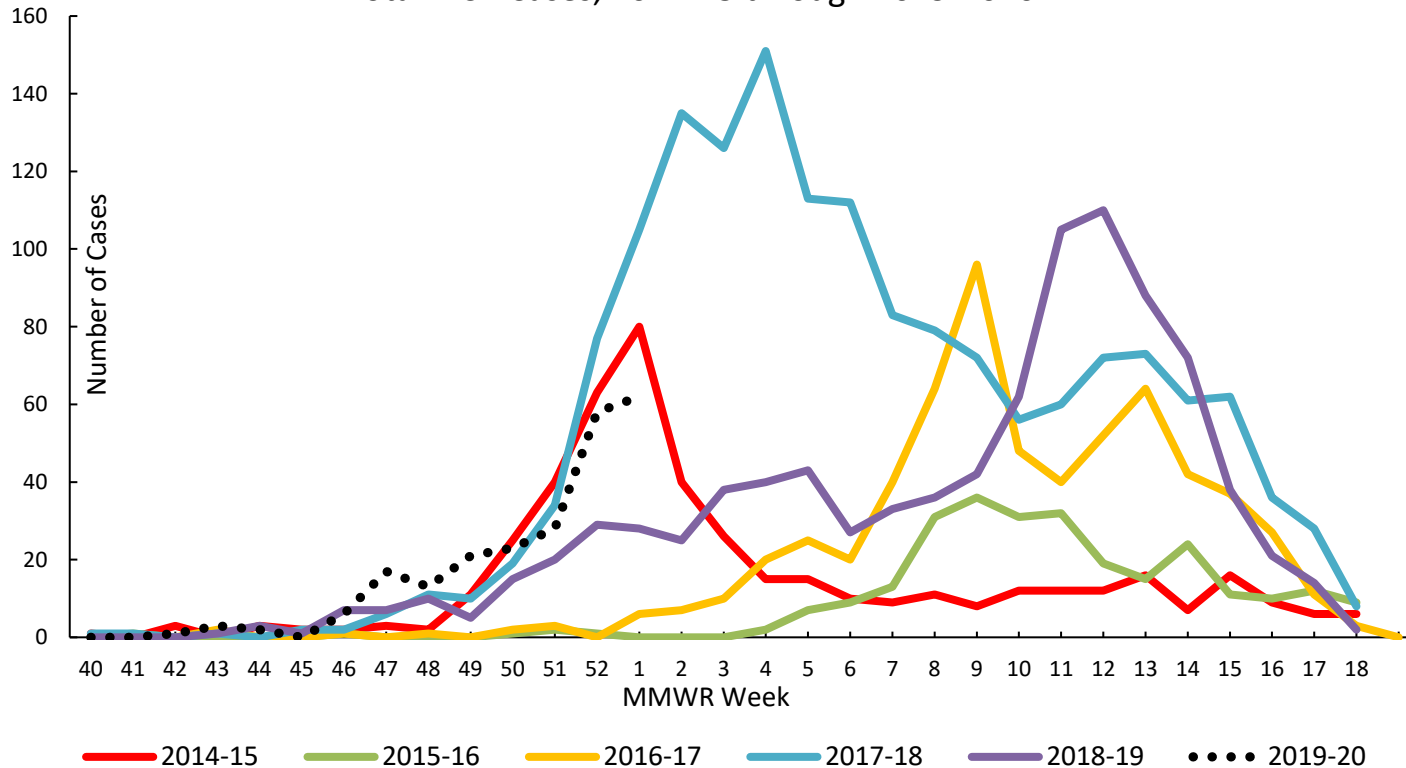


## Influenza Hospitalization Surveillance Project (IHSP)

The CDC's Influenza Hospitalization Surveillance Network (FluSurv-NET) provides population-based rates of laboratory-confirmed influenza-associated hospitalizations from October 1<sup>st</sup> through April 30<sup>th</sup> each year. Michigan participates as an IHSP state in FluSurv-NET for Clinton, Eaton, Genesee, Ingham, and Washtenaw Counties.

There were **62** (15 pediatric, 47 adult) influenza-associated hospitalizations reported to MDHHS for the IHSP during this time period. Since October 1<sup>st</sup>, **234 (58 pediatric, 176 adult)** influenza-related hospitalizations were reported in the catchment area for the 2019-2020 season.

Total IHSP Cases, 2014-15 through 2019-2020



Washtenaw County was added in the 2017-2018 season

## Join the Influenza Sentinel Hospital Network (ISHN)!

What is it? ISHN is a group of hospitals in Michigan that voluntarily report weekly aggregate counts of influenza positive inpatients to assist MDHHS with statewide flu surveillance

How it works: As a participating hospital in the ISHN, you would complete a brief Survey Monkey every week containing:

- Number of hospitalizations with a positive influenza test by age group during that time period
- The total number of hospitalizations due to any condition during that time period (if available)

The data you provide is aggregated by region and can assist providers and public health in recognizing changes in the age or geographic distribution of flu in this population.

If your facility is interested in participating or would like more details, please contact Sue Kim ([KimS2@michigan.gov](mailto:KimS2@michigan.gov))

# Laboratory (Virologic) Surveillance

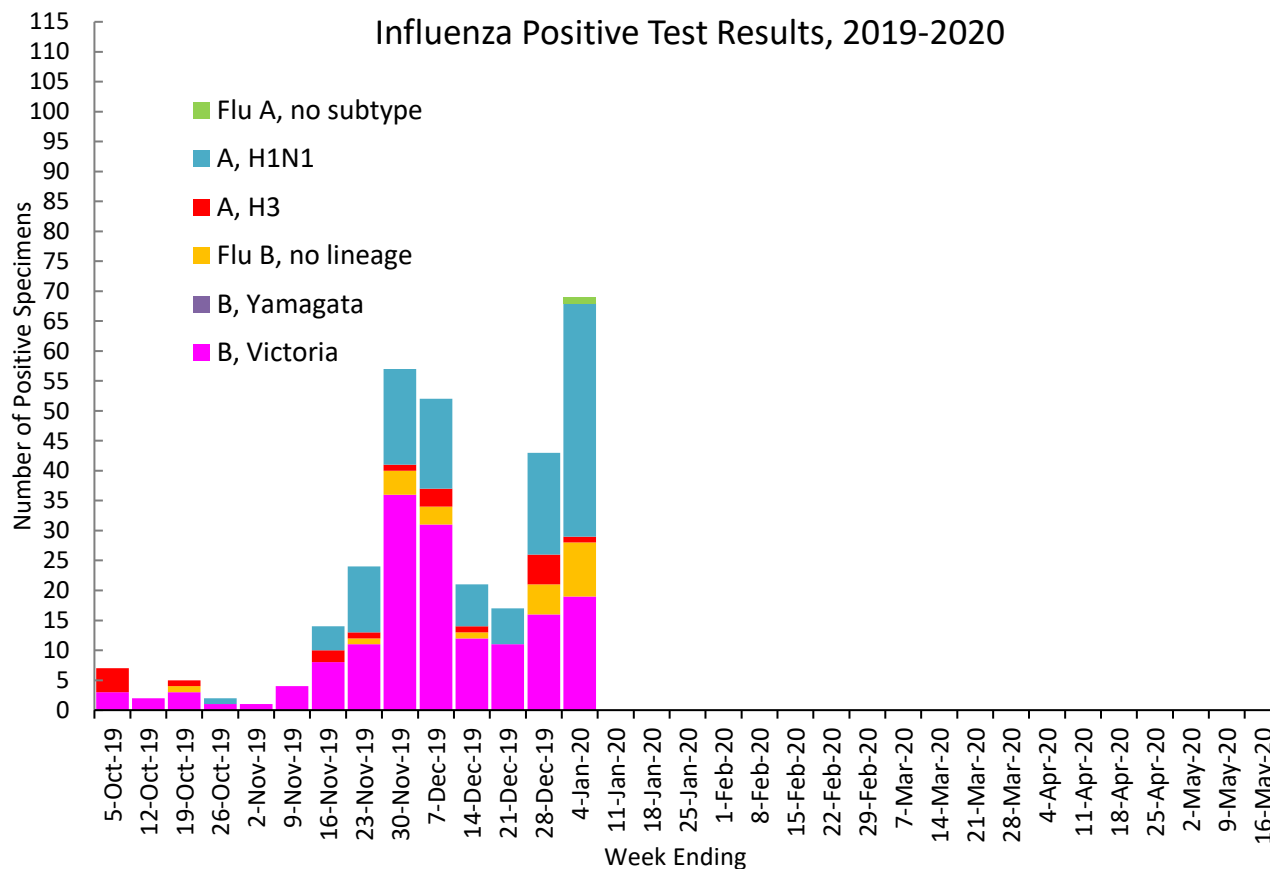
Week Ending Jan 4, 2020

There were **68** new positive influenza results (30C, 13N, 1SE, 24SW) reported by the MDHHS Bureau of Laboratories (BOL) during this time period.

## # of Positive Respiratory Virus Results by Region

	C	N	SE	SW	Total
H1N1	39	22	21	34	116
H3N2	4	0	8	7	19
Infl B	51	5	51	75	182
<b>Total</b>	<b>94</b>	<b>27</b>	<b>80</b>	<b>116</b>	<b>317</b>

Data is provisional and may change as additional results are reported.



Note: Flu B subtyping will be reported based on MDHHS BOL testing runs and will be backtracked into this graph  
 Latest MDHHS BOL Flu B lineage determination run: *January 9, 2020*

## Michigan Sentinel Clinical Lab Network Respiratory Virus Data

Fifteen (15) sentinel clinical labs (3SE, 2SW, 7C, 3N) reported during this week

SE Region	
Influenza A:	moderate – high; some decreases
Influenza B:	moderate – very high; some decreases
Parainfluenza:	slightly elevated
RSV:	high; increasing
Adenovirus:	slightly elevated
hMPV:	moderate; increasing
Central Region	
Influenza A:	elevated; variable
Influenza B:	moderate – high; variable
Parainfluenza:	slightly elevated
RSV:	moderate; variable
Adenovirus:	slightly elevated
hMPV:	low – moderate
SW Region	
Influenza A:	moderate – high
Influenza B:	moderate – high; some increases
Parainfluenza:	sporadic – low
RSV:	moderate – high
Adenovirus:	low
hMPV:	low – slightly elevated
North Region	
Influenza A:	slightly elevated
Influenza B:	slightly elevated
Parainfluenza:	sporadic – low
RSV:	low – slightly elevated
Adenovirus:	sporadic
hMPV:	low – slightly elevated

There were **4** new respiratory outbreaks (0C, 1N, 3SE, 0SW) reported to MDHHS during this time period. Respiratory outbreaks for the 2019-2020 season are listed in the table below.

**# of Congregate Setting Outbreaks by Region**

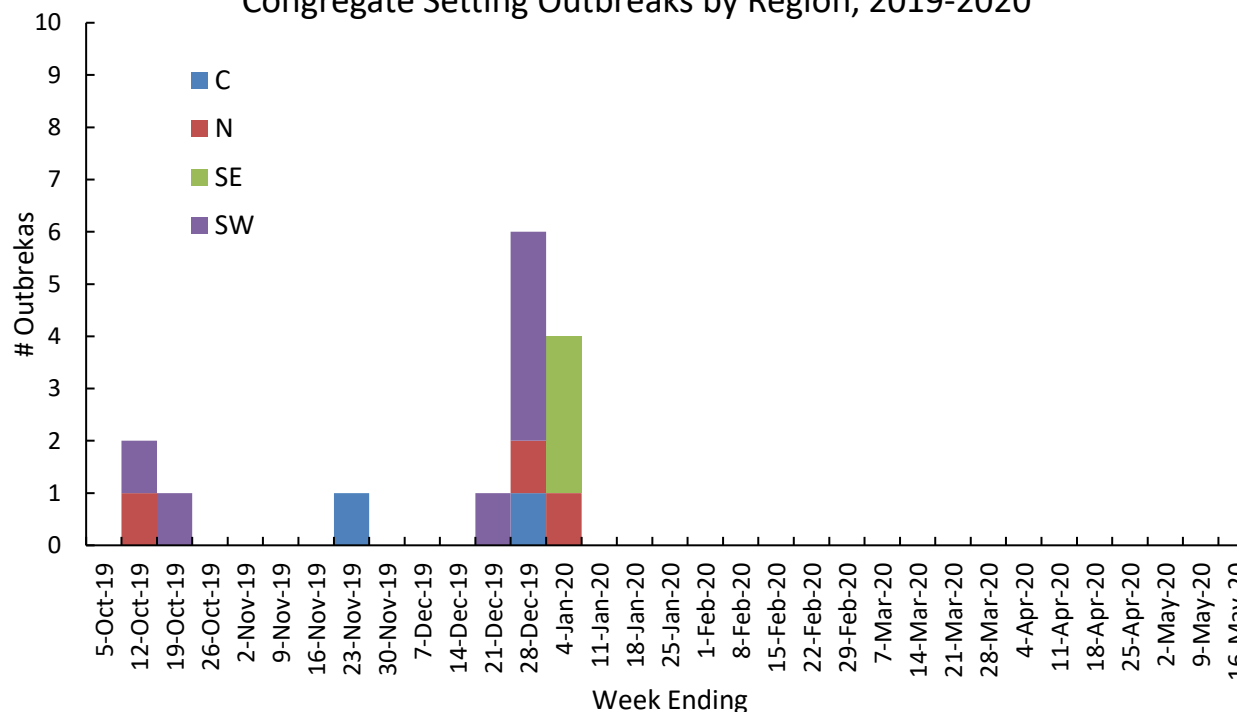
Facility Type	C	N	SE	SW	Total
Schools: K-12 & College	0	0	0	0	0
Long-term Care / Assisted Living Facility	2	3	3	7	15
Healthcare Facility	0	0	0	0	0
Daycare	0	0	0	0	0
Homeless Shelter	0	0	0	0	0
Correctional Facility	0	0	0	0	0
Other	0	0	0	0	0
<b>Total</b>	2	3	3	7	<b>15</b>

### Did you know?

Congregate setting outbreaks of viral respiratory illnesses are required to be reported to your local health department? See:

- [Influenza Guidance for Healthcare Providers](#)
- [Guideline for influenza and Respiratory Virus Outbreaks in Long-Term Care Facilities](#)

**Congregate Setting Outbreaks by Region, 2019-2020**



## Influenza Vaccine Updates

### [Perceptions of Influenza Vaccine Safety and Effectiveness](#)

**Annual flu vaccination** is recommended by the Advisory Committee on Immunization Practices at the CDC for all people aged 6 months and older without contraindications. It is the primary intervention method to prevent morbidity and mortality from influenza.

However, influenza vaccination coverage for adults is typically below 50% each flu season. A new study was conducted to understand the factors associated with perceptions of influenza vaccine safety and effectiveness.

The study published in *Vaccine* indicates that **most Americans think flu vaccines are safe and effective**. The survey, conducted during the 2017-18 flu season, analyzed **4597 responses** to determine flu vaccine perceptions of adults in the United States.

### Results

- **86.3% of adults reported that the influenza vaccine was safe**
- **73.0% of adults believed the flu vaccine was effective**
- **Younger adults (19-49 years) were generally less confident with the flu vaccines safety compared to older adults (over 50 years)**
- **Fewer younger adults reported believing that the flu vaccine was effective compared to older adults**

The study concluded that generally adults perceived the flu vaccine to be safe and effective. Further research is needed to understand why, despite positive perceptions adults still choose to forego flu vaccination.

For more information about flu vaccine, visit [www.michigan.gov/flu](http://www.michigan.gov/flu).

## Influenza News Blast

- [Vaccine Requirements in Childcare Centers Across the U.S.](#)
- [MDHHS- Influenza Vaccine F.A.Q.](#)
- [New Study: Antivirals Aid in Recovery of Severe Flu](#)
- [Flu Activity is High Across the U.S. – At Least 2,100 Deaths Estimated](#)
- [Vaccine Comparison in Inducing Immune Response](#)
- [Flu Forecasting Tool: FluSight](#)
- [Cold and Flu Virus Interactions](#)

### Additional Resources

- [MDHHS Influenza Webpage](#)
- [MDHHS Bureau of Laboratories \(BOL\) Webpage and Test Request Forms](#)
- [CDC FluView Weekly Report](#)
- [NFID Flu and Chronic Health Conditions Toolkit](#)
- [CDC Healthcare Professionals Flu Toolkit](#)
- [Immunization Action Coalition: Ask the Experts- Flu](#)

[View Michigan Flu Focus Report archives here](#)

## Influenza Burden Estimates

The Centers for Disease Control and Prevention (CDC) have once again begun to release **preliminary burden estimates** for the 2019-2020 influenza season.

Between October 1, 2019 through January 4, 2020 it is estimated that there have been:

- **9.7 million – 14 million flu illnesses**
- **4.5 million – 6.5 million flu medical visits**
- **87,000 – 150,000 flu hospitalizations**
- **4,800 – 12,000 flu deaths**

Additionally, there have been 32 confirmed flu-associated pediatric deaths for the 2019-2020 flu season.

Influenza activity is **greatly increasing around the country** and flu-like illness has been above or at the national baseline for seven weeks.

Remember: It is not too late to get vaccinated! Get your flu shot!

## MDHHS Contributors

**Bureau of Epidemiology and Population Health**  
S. Bidol, MPH, S. Kim, MPH

**Bureau of Family Health Services**  
M. Doebler, MPH

**Bureau of Laboratories**  
B. Robeson, MT, V. Vavricka, MS

For questions or to be added to the distribution list, please contact Sue Kim at [KimS2@michigan.gov](mailto:KimS2@michigan.gov)