



Michigan Flu Focus

Weekly Influenza Surveillance Report



Editor: Sue Kim, MPH

Editor Email: KimS2@michigan.gov

October 19, 2018

Vol. 16; No. 2

Week Ending October 13, 2018 | WEEK 41

Michigan Influenza Activity
No Activity
<u>Sporadic</u>
Local
Regional
Widespread

*Clicking on the current activity level will direct you to the CDC webpage defining each activity level for the geographic spread of influenza

Updates of Interest

Join the Influenza Sentinel Hospital Network (ISHN)!

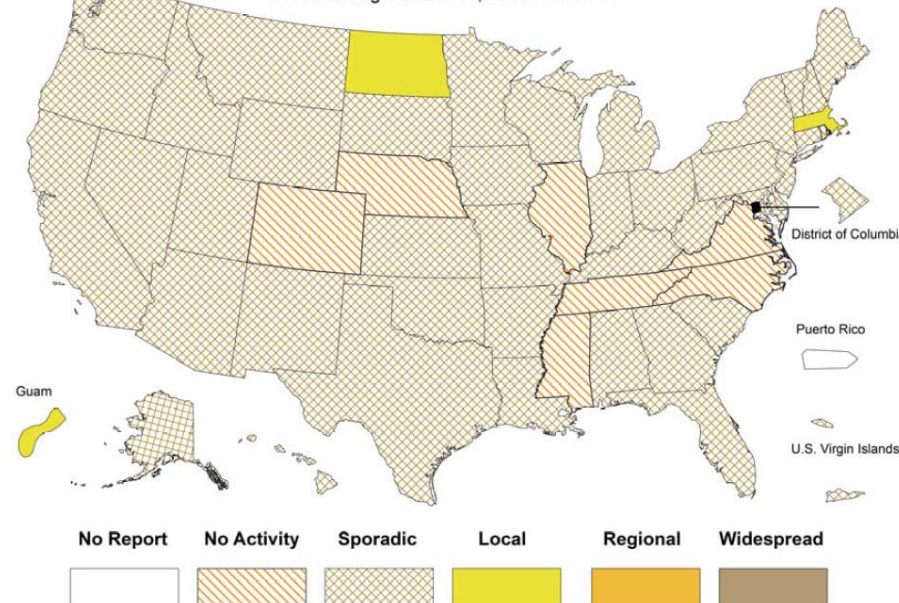
What is it? ISHN is a group of Michigan hospitals that voluntarily report weekly aggregate counts of flu positive inpatients to assist MDHHS with statewide flu surveillance

How it works: As a participating hospital in the ISHN, you would complete a brief survey every week containing:

- # of hospitalizations with a positive flu test by age group
- The total # of admissions during that time frame (if available)

If your facility is interested in participating or would like more details, please contact Sue Kim (KimS2@michigan.gov) or Seth Eckel (EckelS1@michigan.gov).

Weekly Influenza Activity Estimates Reported by State & Territorial Epidemiologists*
Week ending October 13, 2018 - Week 41



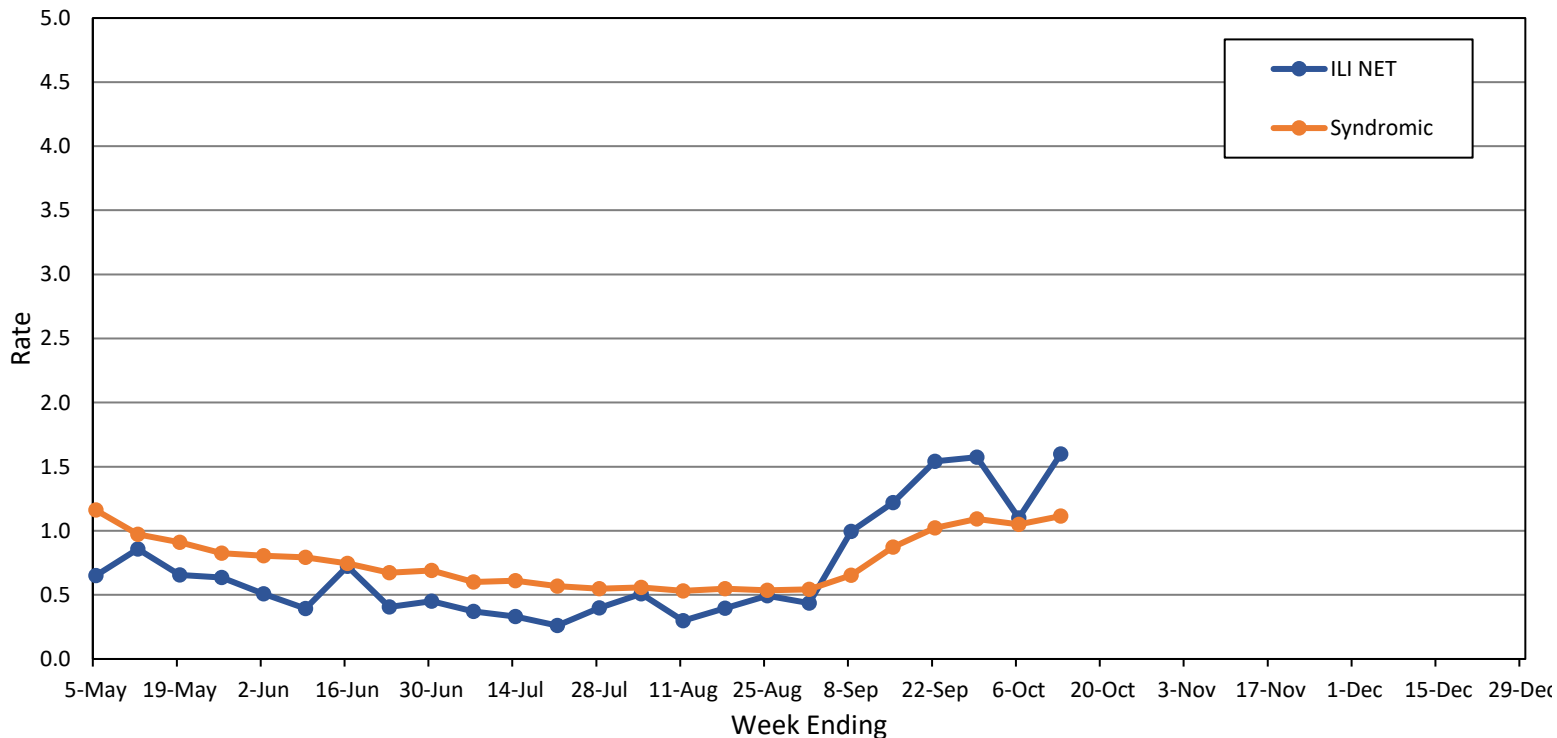
Influenza-associated Pediatric Mortality

To date, no (0) pediatric influenza deaths have been confirmed by MDHHS for the 2018-2019 flu season. Nationally, one (1) influenza-associated pediatric death has been reported thus far for the 2018-2019 flu season.

- Number of reports by region: 28 total [C(7), N(3), SE(13), SW(5)]
- Proportion of visits due to ILI: **↑ 1.6%**
- A total of 138 patient visits due to ILI were reported out of 8,599 office visits

*Regional baseline is developed by calculating the mean percentage of patient visits for ILI during non-influenza weeks for the previous three seasons and adding two standard deviations.

MI Statewide ILI NET and Syndromic Surveillance Rates, 2018-2019



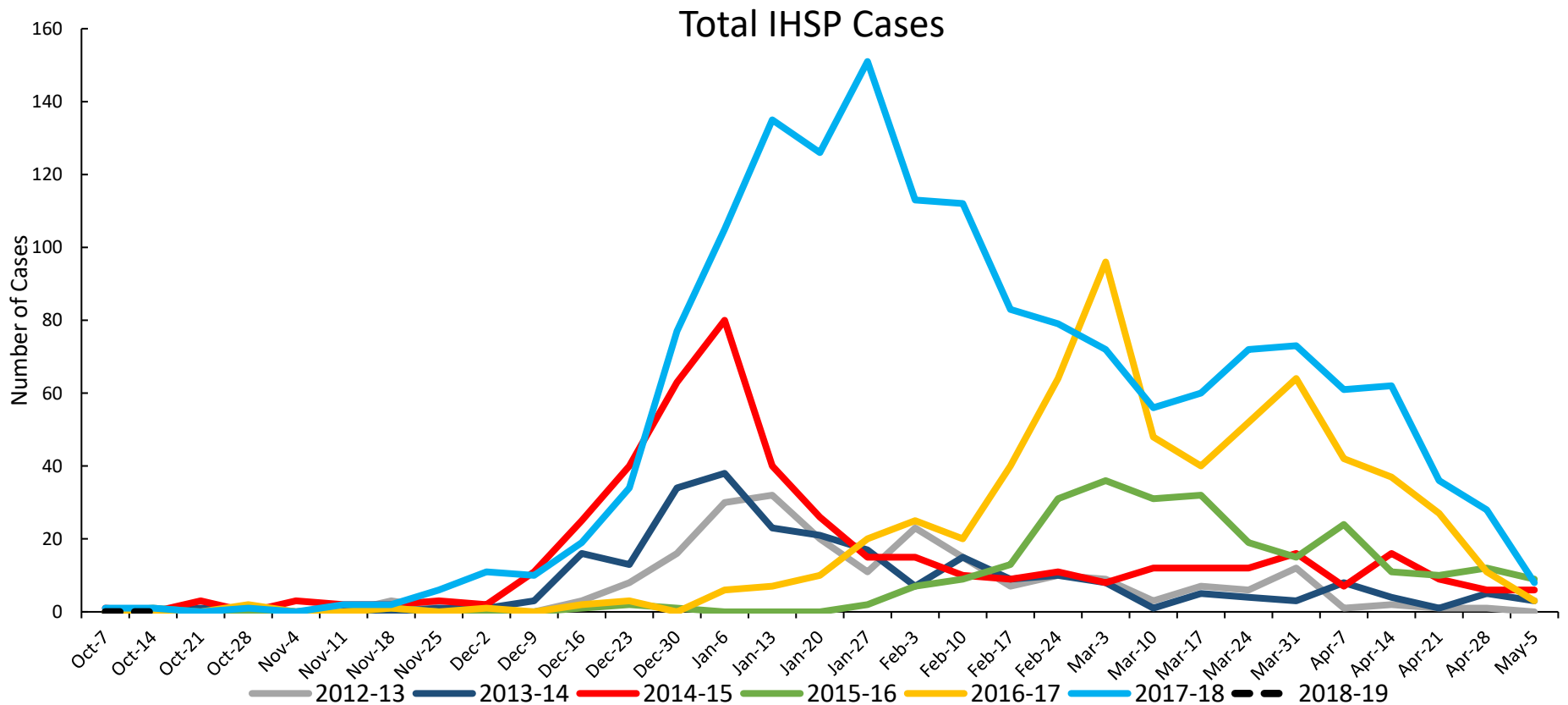
National Surveillance

In the United States, 1.4% of outpatient visits were due to influenza-like illness, which is below the national baseline of 2.2%.

Become a sentinel provider!
 Contact Shelly Doeblner at DoeblerM@michigan.gov

Influenza Hospitalization Surveillance Project

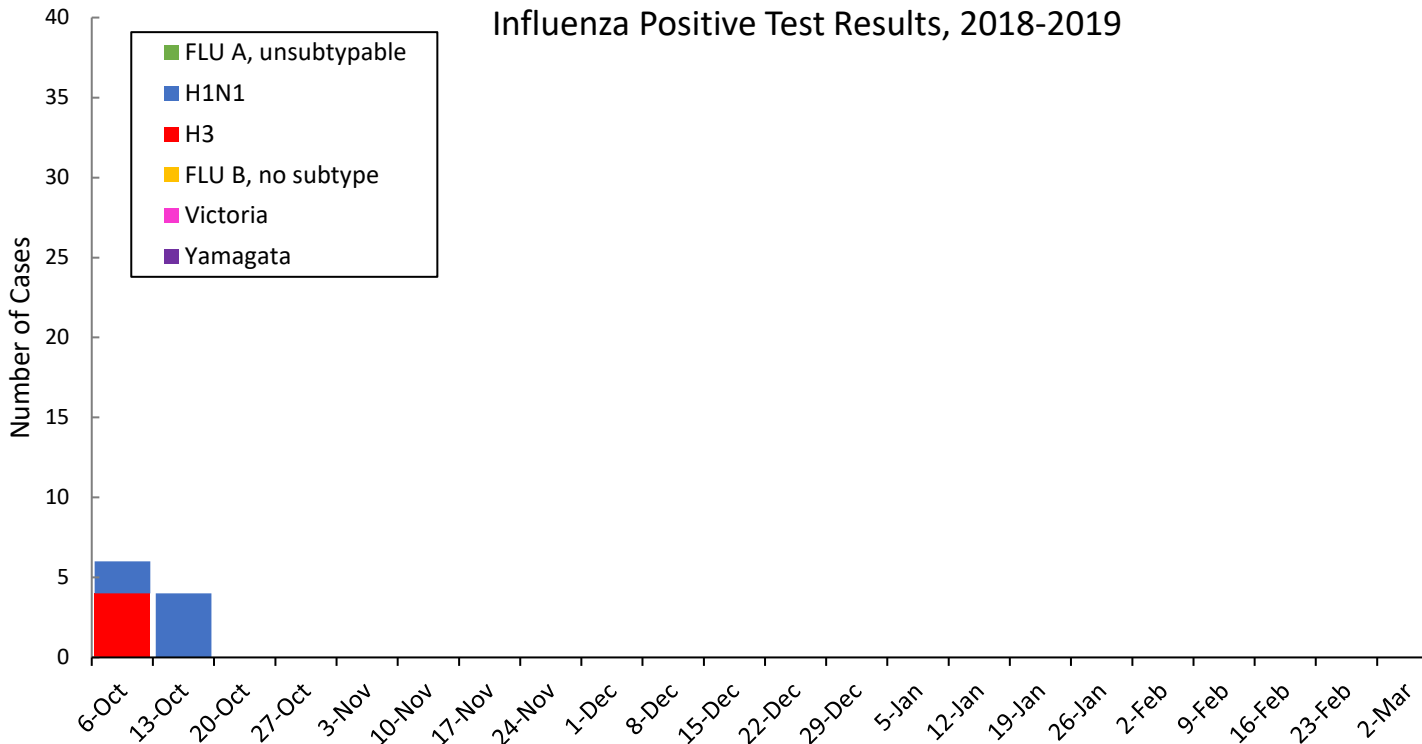
The CDC Influenza Hospitalization Surveillance Project (IHSP) provides population-based rates of hospitalization due to severe influenza-related illness through active surveillance and chart review of lab-confirmed cases from Oct. 1, 2018 until Apr. 30, 2019, for Clinton, Eaton, Ingham, Genesee, and Washtenaw counties. Since Oct. 1, there have been **no (0 pediatric, 0 adult)** influenza-related hospitalizations reported in the catchment area for the 2018-2019 season.



Washtenaw County was added in 2017-2018

MDHHS Bureau of Laboratories reported 5 new positive influenza results (2C, 0N, 3SE, 0SW).

Respiratory Virus	# Positive Respiratory Virus Results by Region				Overall Total	2017-18 Total
	C	N	SE	SW		
2009 A/H1N1pdm	2	0	5	0	7	80
Influenza A/H3	1	0	0	2	3	579
Influenza B	0	0	0	0	0	220
Total	3	0	5	2	10	879



*Based on STARLIMS MDHHS BOL Testing Portal

Note: Flu B subtyping will be reported based on MDHHS BOL testing runs (roughly each month) and will be backtracked into this graph

Most recent MDHHS BOL Flu B subtyping run:

Michigan Sentinel Clinical Lab Respiratory Virus Data

Ten (10) sentinel clinical labs (2SE, 2SW, 5C, 1N) reported during this week

SE Region

- Influenza A: low/sporadic
- Influenza B: sporadic
- Parainfluenza: low
- RSV: low
- Adenovirus: low; slightly increased
- hMPV: sporadic

Central Region

- Influenza A: low/sporadic
- Influenza B: no activity
- Parainfluenza: low/sporadic
- RSV: low/sporadic
- Adenovirus: no activity
- hMPV: sporadic

SW Region

- Influenza A: no activity
- Influenza B: no activity
- Parainfluenza: low
- RSV: sporadic
- Adenovirus: sporadic
- hMPV: no activity

North Region

- Influenza A: sporadic
- Influenza B: no activity
- Parainfluenza: no data available
- RSV: no activity
- Adenovirus: no data available
- hMPV: no data available

There were no (ON, OC, OSE, OSW) new respiratory viral outbreak reported to MDHHS during this time period.

Respiratory outbreaks for the 2018-2019 season are listed in the table below.

Facility Type	C	N	SE	SW	Total	2016-2017 Total	2017-2018 Total
Schools: K-12 & College						25	14
Long-term Care / Assisted Living Facility						138	238
Healthcare Facility						23	4
Daycare						3	4
Homeless Shelter						1	0
Correctional Facility						2	10
Other						3	0
Total					0	195	270

Did you know?

Congregate setting outbreaks of viral respiratory illnesses are required to be reported to your local health department? See:

- [Influenza Guidance for Healthcare Providers](#)
- [Guideline for influenza and Respiratory Virus Outbreaks in Long-Term Care Facilities](#)

FluBytes

- [No Evidence of Negative Birth Outcomes After Oseltamivir Exposure](#)
- [WHO Global Flu Update](#)

MDHHS Contributors

Bureau of Epidemiology and Population Health – S. Bidol, MPH, S. Eckel, MPH, S. Kim, MPH,

Bureau of Family Health Services – M. Doebler, MPH

Bureau of Labs – B. Robeson, MT, V. Vavricka, MS

For questions or to be added to the distribution list, please contact Sue Kim at KimS2@michigan.gov