



Michigan Flu Focus

Weekly Influenza Surveillance Report

October 22, 2021

Vol. 19; No. 2

Week Ending October 16, 2021 | WEEK 41

Editor: Sue Kim

Editor email: KimS2@michigan.gov

Data provided in this report are preliminary and will be updated as additional data is received

Updates of Interest

The Michigan Department of Health and Human Services have recently updated Influenza Guidance documents for the 2021-2022 influenza season. These documents will provide guidance on influenza surveillance, reporting, and testing for Local Health Departments, Healthcare Providers, and Laboratories.

Please visit www.michigan.gov/CDinfo for more information.

Seasonal Flu Vaccination Coverage

Michigan's goal is to vaccinate **4 million** residents during the 2021-2022 flu season.

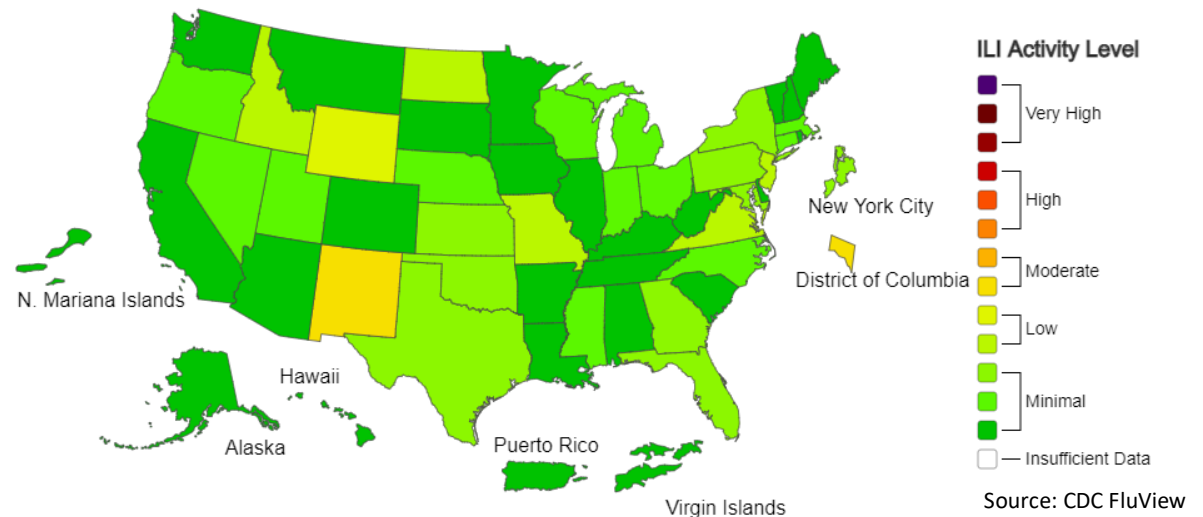
As of **October 16, 2021** there have been **1,261,942** doses administered (**32.2%** towards goal) for the 2021-2022 flu season.

Please visit the Flu Vaccination Dashboard at www.michigan.gov/flu for more info.

Influenza-Like Illness (ILI) Activity Level Indicator Determined by Data Reported to ILINet

This system monitors visits for ILI (fever and cough or sore throat), not laboratory confirmed Influenza and may capture patient visits due to other respiratory pathogens that cause similar symptoms.

2021-22 Influenza Season Week 41 ending Oct 16, 2021



Note: This map represents U.S. ILI activity levels reported to ILINet. The display used in past seasons showing Geographic spread of influenza has been suspended for the 2021-2022 influenza season

Influenza-associated Pediatric Mortality

Nationally, zero (0) influenza-associated pediatric deaths have been reported thus far for the 2021-2022 flu season.

No pediatric deaths have been confirmed by MDHHS for the 2021-2022 flu season to date.

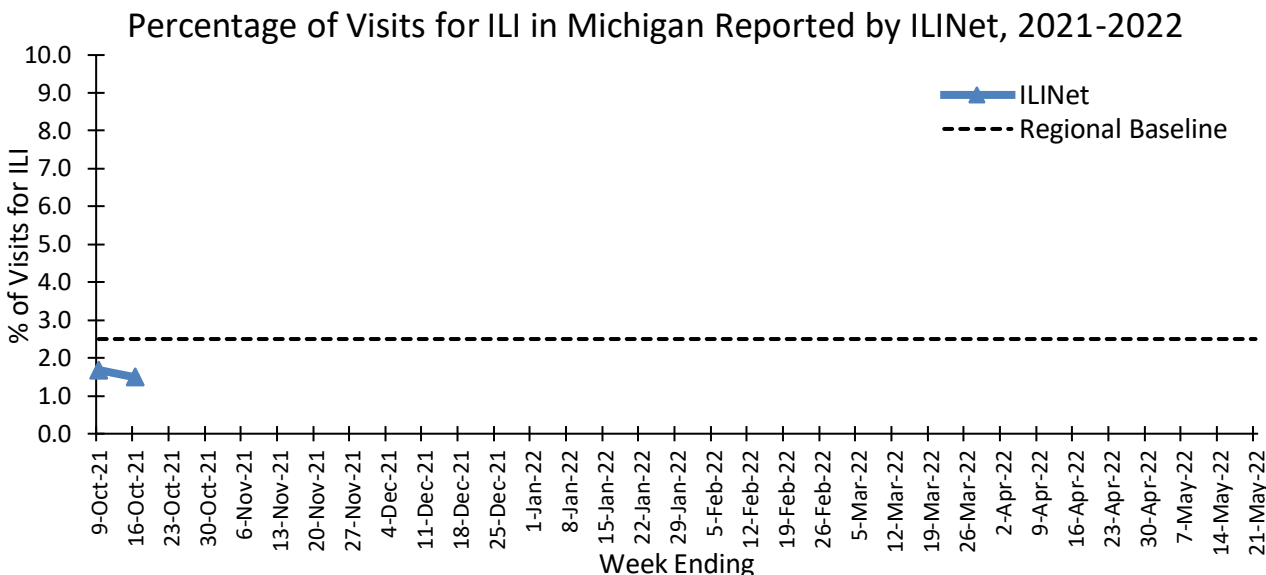
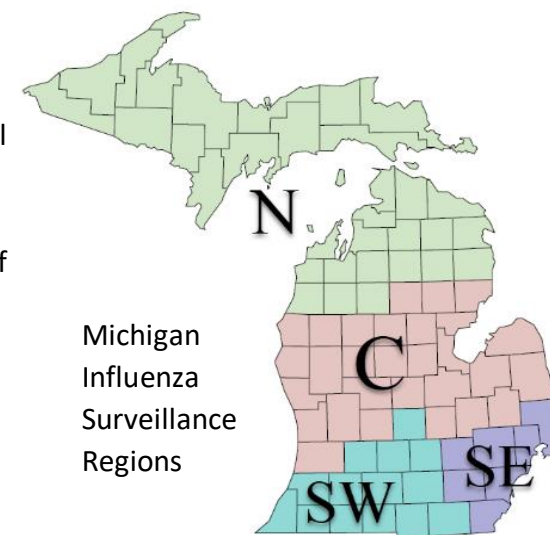
U.S. Outpatient Influenza-like Illness Surveillance Network (ILINet)

Michigan participates in ILINet, a collaborative effort between the CDC, state and local health departments, and volunteer sentinel clinicians as part of Michigan's influenza surveillance. ILINet provides data on the total number of outpatient visits to health care providers seen for any reason and the number of those patients with influenza-like illness (ILI[‡]). Participating Michigan emergency department and urgent care facilities send syndromic data voluntarily in near real-time to the Electronic Surveillance System for the Early Notification of Community Based Epidemics (ESSENCE). Discharge diagnosis and chief complaint data elements are used to determine whether visits meet the ILI case definition. One-hundred and forty-one (141) Michigan facilities contributing data to ESSENCE were validated and enrolled in ILINet for the 2021-2022 flu season.

[‡]ILI is defined as fever (>100°F) and a cough and/or a sore throat (new definition for the 2021-2022 season).

Number of Reports and ILI % by Region during this time period:

Region	C	N	SE	SW
No. of Reporters (148)	51	19	50	28
ILI %	1.6	2.2	1.4	1.3



Note: ILINet monitors visits for ILI (fever and cough and/or sore throat) and may capture patient visits due to other respiratory pathogens that cause similar symptoms.

Michigan ILI Activity: 1.5%
 (Last week: 1.7%)
 Regional Baseline*: 2.5%

A total of 1,241 patient visits due to ILI were reported out of 83,295 outpatient visits for Week 41.

*Regional baseline is determined by calculating the mean percentage of patient visits due to ILI during non-influenza weeks for the previous three seasons and adding two standard deviations.

National Surveillance

In the United States, **1.8%** of outpatient visits were due to ILI (Last week: 1.9%)
 This is **below** the national baseline of 2.5%

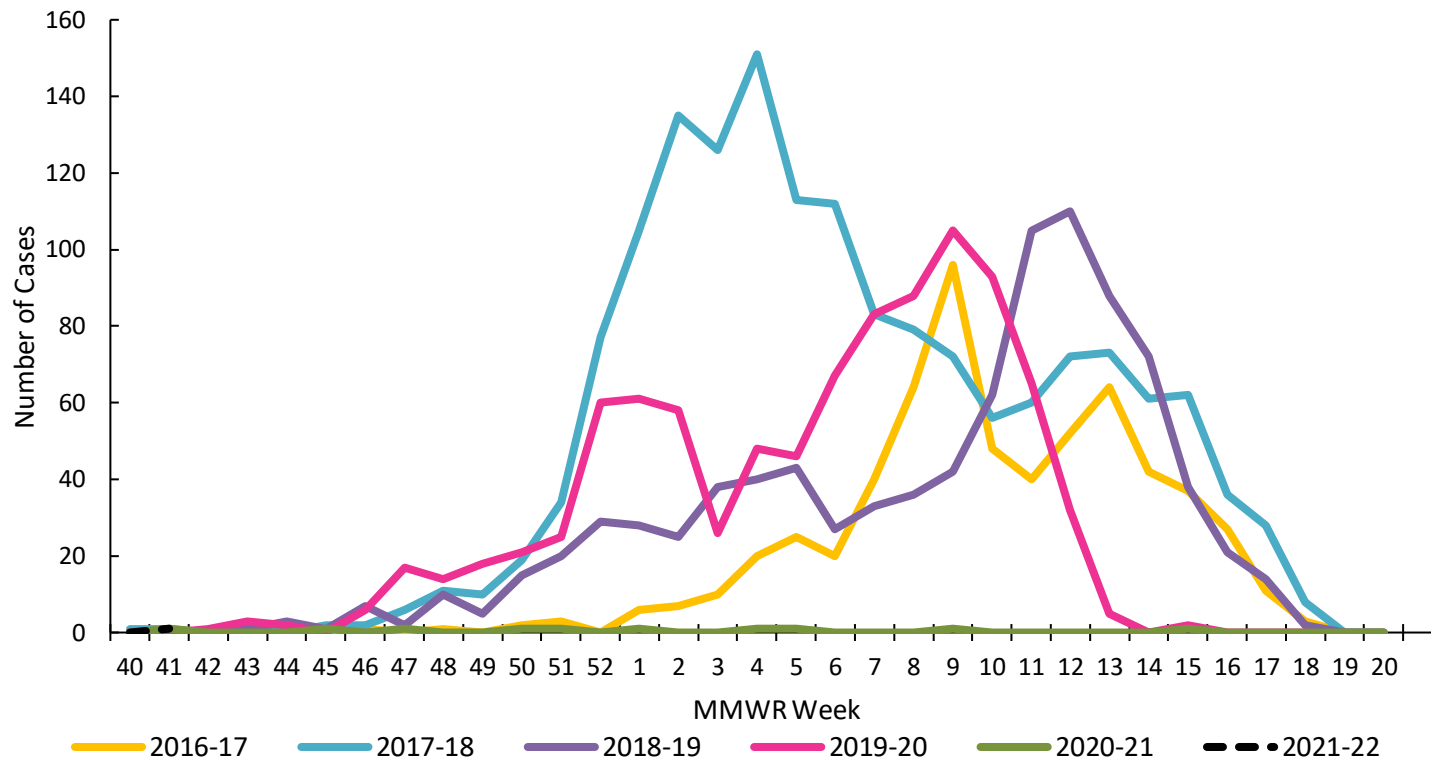
Become an ILINET provider!
 Contact Shelly Doebler at DoeblerM@michigan.gov

Influenza Hospitalization Surveillance Project (IHSP)

The CDC's Influenza Hospitalization Surveillance Network (FluSurv-NET) provides population-based rates of laboratory-confirmed influenza-associated hospitalizations from October 1st through April 30th each year. Michigan participates as an IHSP state in FluSurv-NET for Clinton, Eaton, Genesee, Ingham, and Washtenaw Counties.

There was 1 (0 pediatric, 1 adult) influenza-associated hospitalization reported to MDHHS for the IHSP during this time period. Since October 1st, 1 (0 pediatric, 1 adult) influenza-associated hospitalization was reported in the catchment area for the 2021-2022 season.

IHSP Cases, 2016-2017 through 2021-2022



Washtenaw County was added in the 2017-2018 season

Join the Influenza Sentinel Hospital Network (ISHN)!

What is it? ISHN is a group of hospitals in Michigan that voluntarily report weekly aggregate counts of influenza positive inpatients to assist MDHHS with statewide influenza surveillance.

How it works: As a participating hospital in the ISHN, you would complete a brief Survey Monkey every week containing:

- Number of hospitalizations with a positive influenza test by age group during that time period
- The total number of hospitalizations due to any condition during that time period (if available)

The data you provide will assist public health in recognizing changes in the age or geographic distribution of influenza in this population.

If your facility is interested in participating or would like more information, please contact Sue Kim (KimS2@michigan.gov)

MDHHS BOL Virology Laboratory Data

There were 3 (0C, 0N, 3SE, 0SW) positive influenza results reported by the MDHHS Bureau of Laboratories (BOL) during this time period. Positive flu results for the 2021-2022 season are summarized below.

of Positive Influenza Virus Results by Region

	C	N	SE	SW	Total
H1N1	0	0	0	0	0
H3N2	0	0	2	0	2
Infl B	0	0	1	0	1
Total	0	0	3	0	3

Influenza Positive Test Results, 2021-2022



Note: Based on Specimen Collection Date. Flu B lineage data will be reported based on MDHHS BOL testing runs and will be backtracked into this graph

Michigan Sentinel Clinical Lab Network Respiratory Virus Data

Seven (7) sentinel clinical labs (1SE, 1SW, 4C, 1N) reported for the week ending 10/16

SE Region	
Influenza A:	sporadic – low
Influenza B:	no activity
Parainfluenza:	moderate
RSV:	high
Adenovirus:	slightly elevated
hMPV:	low
Central Region	
Influenza A:	no activity
Influenza B:	no activity
Parainfluenza:	slightly elevated
RSV:	moderate
Adenovirus:	low
hMPV:	sporadic – low
SW Region	
Influenza A:	no activity
Influenza B:	no activity
Parainfluenza:	low
RSV:	low
Adenovirus:	sporadic
hMPV:	no activity
North Region	
Influenza A:	no activity
Influenza B:	no activity
Parainfluenza:	low
RSV:	low
Adenovirus:	sporadic
hMPV:	sporadic

There were 0 influenza outbreaks (OC, ON, OSE, OSW) reported to MDHHS during this time period. Influenza outbreaks for the 2021-2022 season are summarized below.

of Influenza Outbreaks by Region

Facility Type	C	N	SE	SW	Total
Schools: K-12 & College	0	0	0	0	0
Long-term Care / Assisted Living Facility	0	0	0	0	0
Healthcare Facility	0	0	0	0	0
Daycare	0	0	0	0	0
Homeless Shelter	0	0	0	0	0
Correctional Facility	0	0	0	0	0
Other	0	0	0	0	0
Total	0	0	0	0	0

Did you know?

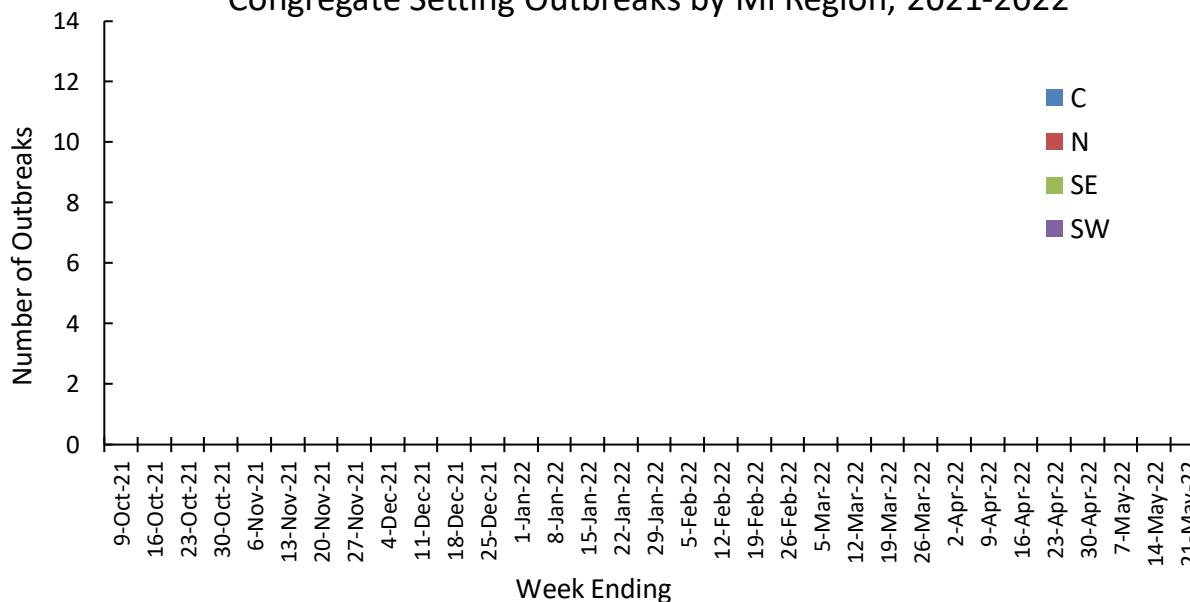
Congregate setting outbreaks of viral respiratory illness are required to be reported to your local health department? See:

- [Influenza Guidance for Healthcare Providers](#)
- [Guideline for influenza and Respiratory Virus Outbreaks in Long-Term Care Facilities](#)

Note: Data are reported on laboratory confirmed influenza outbreaks. For information on outbreaks exclusively associated with COVID-19, please visit the MDHHS Covid-19 webpage located under Additional Resources on the last page. Non-flu, non-COVID outbreaks and ILI outbreaks without confirmatory flu testing are not reported in the table and graph.

Mixed outbreaks with confirmed flu (including COVID) will be included in the table and graph. There were 0 mixed outbreaks reported during Week 41.

Congregate Setting Outbreaks by MI Region, 2021-2022



Influenza Vaccine Update

Flu Vaccination Coverage Rate in the United States – 2020-2021 Flu Season

On October 7, 2021, the Centers for Disease Control and Prevention (CDC) analyzed [data](#) from the National Immunization Survey-Flu (NIS-Flu) and the Behavioral Risk Factor Surveillance System (BRFSS) to estimate flu vaccination coverage for the United State populations during the 2020–2021 flu season. Limits in the survey data analyzed included reliance on self or parental report of vaccination, low response rates, and level of consistency with findings from other data sources should be noted and taken into consideration.

Based on the data analyzed from the BRFSS and NIS-Flu telephone surveys, flu vaccination coverage rates for children aged 6 months though 17 years declined to 58.6% % in the 2020-2021 flu season (5.1% decrease from the 2019-2020 flu season). Reported coverage rates from the surveys showed that children of all age groups saw a decline. Children aged 6 months through 4 years old saw the largest drop, with coverage rates falling to 68% (decrease of 7.2%). Coverage rates for children aged 5 through 12 years old declined to 59% (a 5.5% decrease). Reported coverage rates for children aged 13 through 17 years was 50.8% (2.5% decline).

When analyzing the data for children based on racial and ethnic factors disparities were seen in coverage rates. Non-Hispanic Black children had the lowest coverage rate among all racial and ethnic groups analyzed. Hispanic children had lower coverage rates than non-Hispanic White children and children of other or multiple races. When evaluating the reported vaccination data in children by state, coverage rates ranged greatly across the United States. Flu vaccination coverage among children 6 month through 17 years for the 2020-2021 flu season ranged from 42.9% in Mississippi to 83.6% in Massachusetts.

Coverage rates for adults aged 18 years and older was 50.2% in the 2020-2021 flu season (1.8 % increase from the 2019-2020 flu season). Coverage rates for adults aged 50 through 64 years old increased to 54.2% (3.6% increase). Adults aged 65 years and older saw the highest coverage increase reaching 75.2% (5.4% gain). As for adults aged 18 through 49 years old, coverage rates declined slightly in the 2020-2021 flu season to 37.7% (0.7% decline).

When analyzing the reported data for adults based on racial and ethnic factors, Black, Hispanic, and adults of other races did not show statistically significant changes in flu coverage rates for the 2020-2021 flu season. However, White adults had an increase in coverage rates for the 2020-2021 flu season. When evaluating the reported vaccination data in adults by state, coverage rates showed variability. Flu vaccination coverage among adults for the 2020-2021 flu season ranged from 41.5% in Wyoming to 64.0% in Rhode Island.

Influenza News Blast

- [Flu and Tdap Vaccination Coverage Among Pregnant Women – United States, April 2021](#)
- [CDC Program Engages Partners to Promote Vaccine Equity Among Racial and Ethnic Minority Groups](#)
- [Pediatric Flu Deaths During 2019-2020 Reach New High](#)
- [CDC 2021-2022 Flu Vaccination Campaign Kickoff](#)
- [Study: Identifies Racial and Ethnic Disparities in Severe Flu Outcomes](#)
- [Study: Wearable Biometric Monitoring Sensors to Detect Influenza and the Common Cold](#)

Additional Resources

- [MDHHS Influenza Webpage](#)
- [Influenza Surveillance in Michigan](#)
- [MDHHS Bureau of Laboratories \(BOL\) Webpage and Test Request Forms](#)
- [MDHHS COVID-19 Outbreak Reporting](#)
- [CDC FluView Weekly Report](#)
- [CDC Healthcare Professionals Flu Toolkit](#)
- [Immunization Action Coalition: Ask the Experts - Flu](#)

MDHHS Contributors

Bureau of Infectious Disease Prevention

S. Bidol, MPH, M. Doebler, MPH, S. Kim, MPH, M. Laski, BS

Bureau of Laboratories

B. Robeson, MT, V. Vavricka, MS

To be added to the distribution list, please contact
Sue Kim at KimS2@michigan.gov