



Michigan Flu Focus

Weekly Influenza Surveillance Report



Editor: Sue Kim, MPH

Editor Email: KimS2@michigan.gov

October 18, 2019

Vol. 17; No. 02

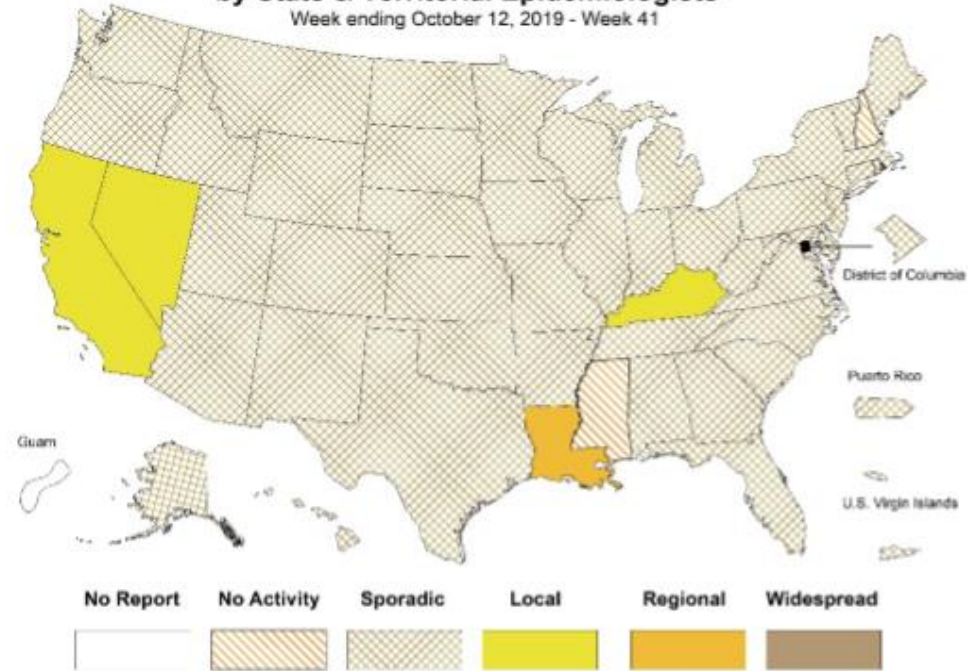
Week Ending October 12, 2019 | WEEK 41

Michigan Influenza Activity
No Activity
<u>Sporadic</u>
Local
Regional
Widespread

*Clicking on the current activity level will direct you to the CDC webpage defining each activity level for the geographic spread of influenza

Weekly Influenza Activity Estimates Reported by State & Territorial Epidemiologists*

Week ending October 12, 2019 - Week 41



Updates of Interest

The Michigan Department of Health and Human Services have recently updated the Influenza Guidance documents for the 2019-2020 influenza season. These documents will provide guidance on influenza surveillance, reporting, and testing for Local Health Departments, Healthcare Providers, and Laboratories.

Please visit www.michigan.gov/CDinfo for more information.

Influenza-associated Pediatric Mortality

Nationally, **no** (0) influenza-associated pediatric deaths have been reported thus far for the 2019-2020 flu season.

138 deaths were reported for the past 2018-2019 season.

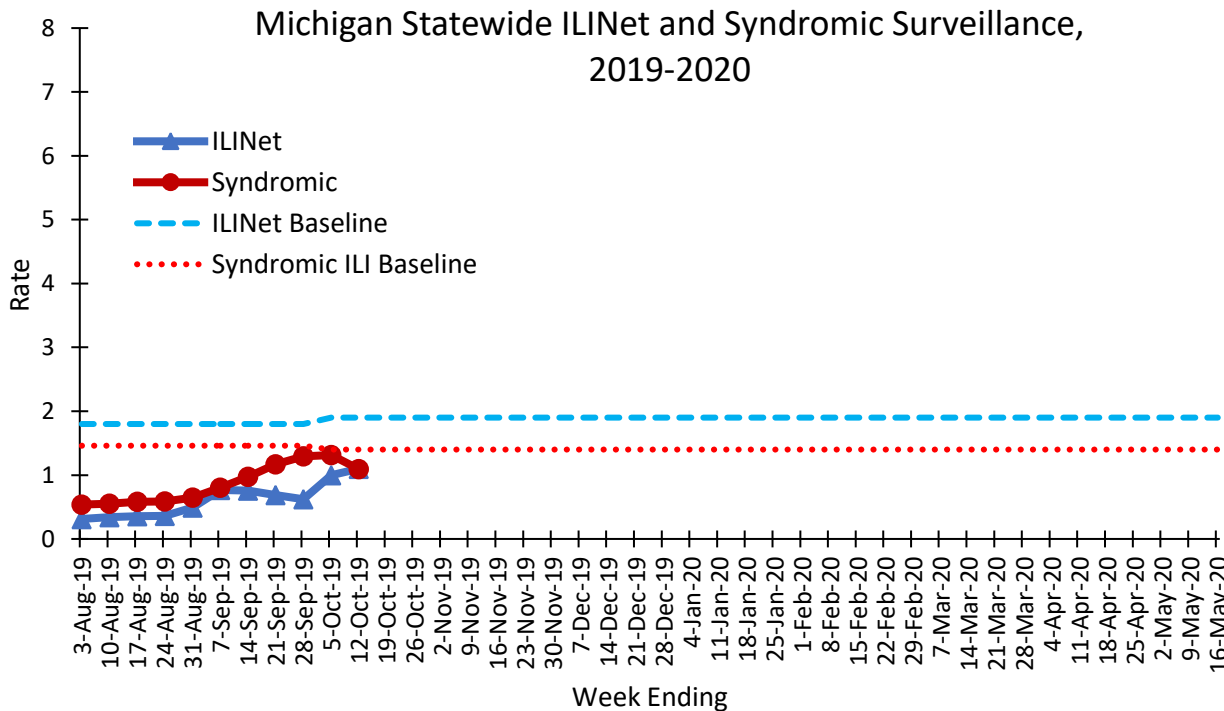
U.S. Outpatient Influenza-like Illness Surveillance Network (ILINet)

Michigan participates in ILINet, a collaborative effort between the CDC, state and local health departments, and volunteer sentinel clinicians as part of Michigan’s influenza surveillance. ILINet provides data on the total number outpatient visits to health care providers seen for any reason and the number of those patients with influenza-like illness (ILI). For this system, ILI is defined as fever (temperature of 100°F [37.8°C] or greater) and a cough and/or a sore throat without a known cause other than influenza.

Number of Reports and ILI % by Region in Michigan during this time period:

Region	C	N	SE	SW
No. of Reporters Total (23)	7	3	10	3
ILI %	0.6	1.2	1.8	1.0

Data is provisional and may change as additional reports are received.



Michigan ILI Activity

1.1%
(Last week: 1.0%)
Regional Baseline*: 1.9%

A total of 117 patient visits due to ILI were reported out of 10,663 office visits during this period.

*Regional baseline is determined by calculating the mean percentage of patient visits due to ILI during non-influenza weeks for the previous three seasons and adding two standard deviations

National Surveillance

In the United States, **1.5%** of outpatient visits were due to ILI. (Last week: 1.4%)
This is **below** the national baseline of 2.4%

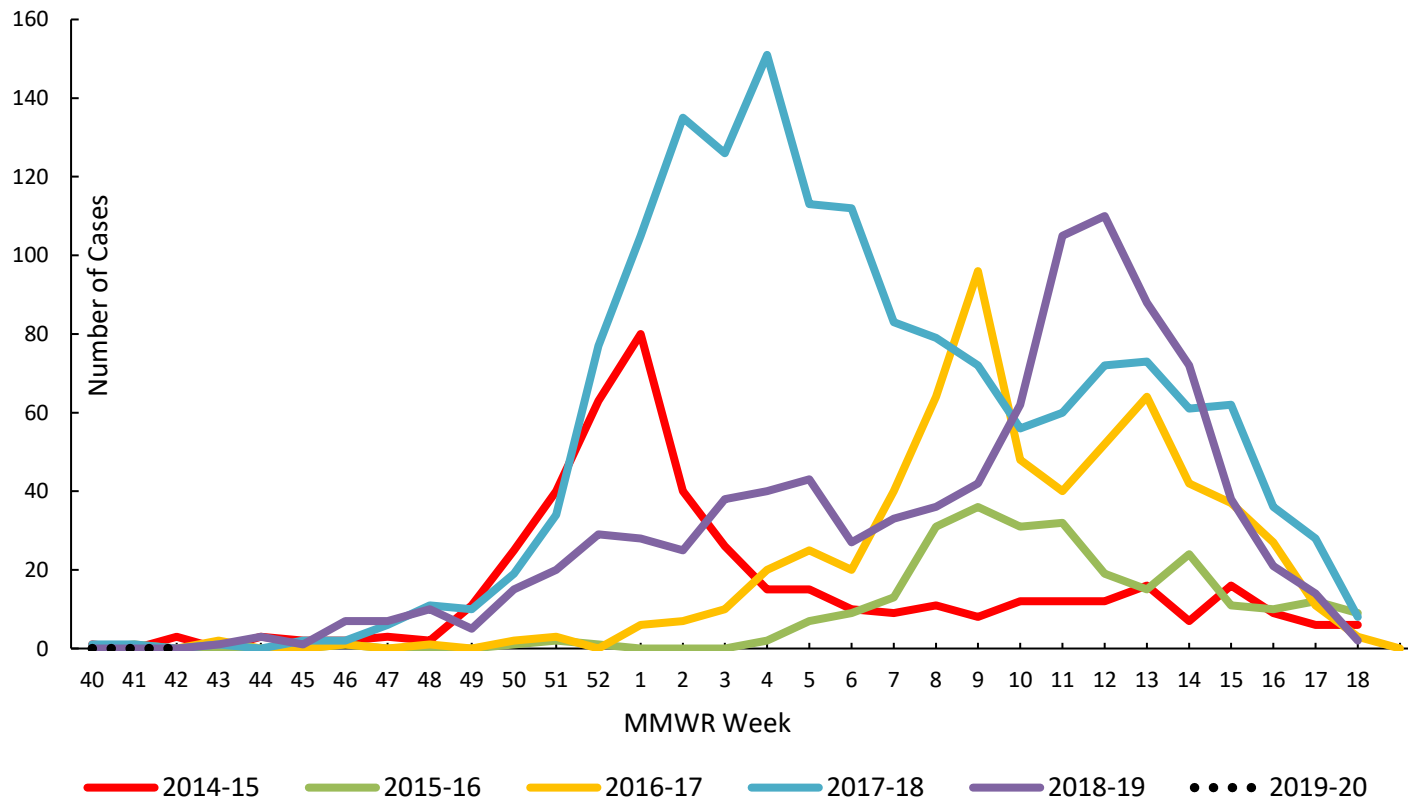
Become an ILINET provider!
Contact Shelly Doebler at DoeblerM@michigan.gov

Influenza Hospitalization Surveillance Project (IHSP)

The CDC's Influenza Hospitalization Surveillance Network (FluSurv-NET) provides population-based rates of laboratory-confirmed influenza-associated hospitalizations from October 1st through April 30th each year. Michigan participates as an IHSP state in FluSurv-NET for Clinton, Eaton, Genesee, Ingham, and Washtenaw Counties.

There were **no** (0) influenza-associated hospitalizations reported to MDHHS for the IHSP during this time period.

Total IHSP Cases, 2014-15 through 2019-2020



Washtenaw County was added for the 2017-2018 season

Join the Influenza Sentinel Hospital Network (ISHN)!

What is it? ISHN is a group of hospitals in Michigan that voluntarily report weekly aggregate counts of influenza positive inpatients to assist MDHHS with statewide flu surveillance

How it works: As a participating hospital in the ISHN, you would complete a brief Survey Monkey every week containing:

- Number of hospitalizations with a positive influenza test by age group during that time period
- The total number of hospitalizations due to any condition during that time period (if available)

The data you provide is aggregated by region and can assist providers and public health in recognizing changes in the age or geographic distribution of flu in this population.


If your facility is interested in participating or would like more details, please contact Sue Kim (KimS2@michigan.gov)

There were 2 new positive influenza results (0C, 0N, 1SE, 1SW) reported by the MDHHS Bureau of Laboratories (BOL) during this time period.

of Positive Respiratory Virus Results by Region

	C	N	SE	SW	Total
H1N1	0	0	0	0	0
H3N2	1	0	2	1	4
Infl B	0	0	3	2	5
Total	1	0	5	3	9

Influenza Positive Test Results, 2019-2020



Note: Flu B subtyping will be reported based on MDHHS BOL testing runs and will be backtracked into this graph
 Latest MDHHS BOL Flu B lineage determination run: September 23, 2019

Michigan Sentinel Clinical Lab Network Respiratory Virus Data

Eight (8) sentinel clinical labs (2SE, 1SW, 5C, 0N) reported during this week

SE Region	
Influenza A:	sporadic
Influenza B:	no activity
Parainfluenza:	slightly elevated
RSV:	low
Adenovirus:	low
hMPV:	very low
Central Region	
Influenza A:	sporadic
Influenza B:	no activity
Parainfluenza:	low
RSV:	sporadic
Adenovirus:	sporadic - low
hMPV:	low
SW Region	
Influenza A:	no activity
Influenza B:	no activity
Parainfluenza:	low
RSV:	sporadic
Adenovirus:	low
hMPV:	no activity
North Region	
Influenza A:	no data available
Influenza B:	no data available
Parainfluenza:	no data available
RSV:	no data available
Adenovirus:	no data available
hMPV:	no data available

There were 2 new respiratory viral outbreaks (0C, 1N, 0SE, 1SW) reported to MDHHS during this time period. Respiratory outbreaks for the 2019-2020 season are listed in the table below.

of Congregate Setting Outbreaks by Region

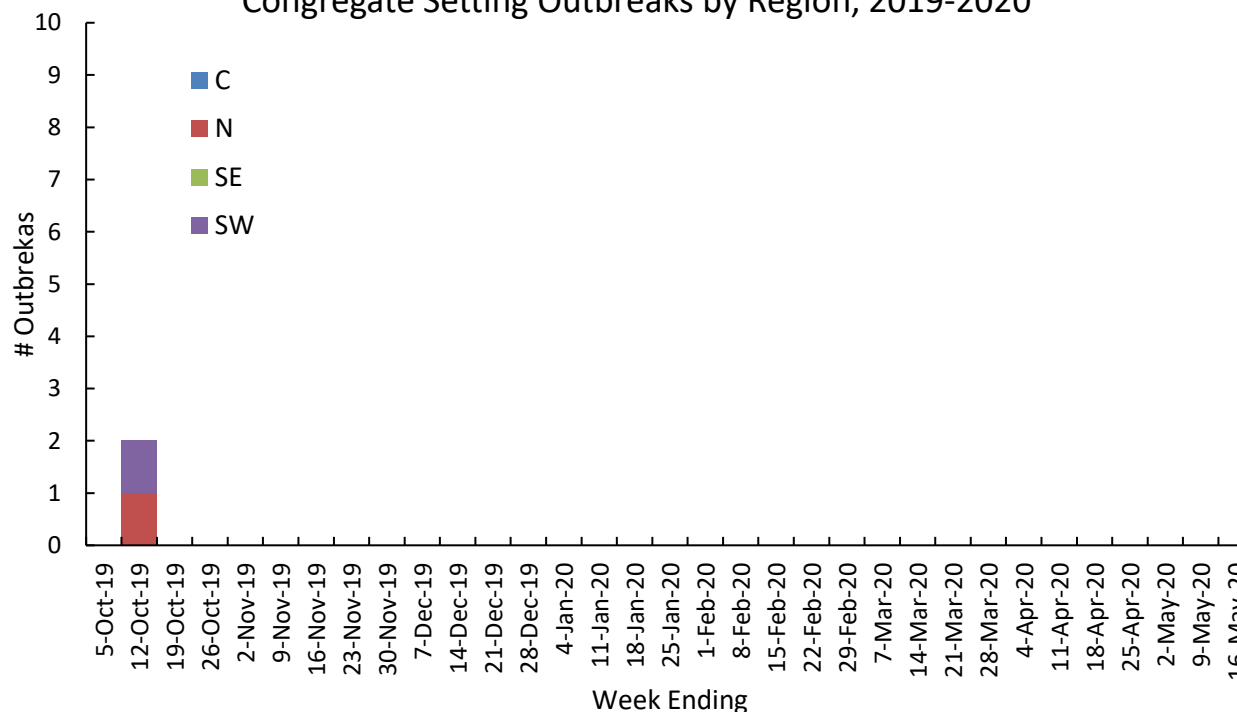
Facility Type	C	N	SE	SW	Total
Schools: K-12 & College	0	0	0	0	0
Long-term Care / Assisted Living Facility	0	1	0	1	2
Healthcare Facility	0	0	0	0	0
Daycare	0	0	0	0	0
Homeless Shelter	0	0	0	0	0
Correctional Facility	0	0	0	0	0
Other	0	0	0	0	0
Total	0	1	0	1	2

Did you know?

Congregate setting outbreaks of viral respiratory illnesses are required to be reported to your local health department? See:

- [Influenza Guidance for Healthcare Providers](#)
- [Guideline for influenza and Respiratory Virus Outbreaks in Long-Term Care Facilities](#)

Congregate Setting Outbreaks by Region, 2019-2020



2018-2019 End Season Influenza Vaccination Coverage Estimates

On September 26, 2019, CDC released [state and national influenza vaccination coverage estimates](#) for the 2018-2019 flu season. Coverage estimates for [healthcare professionals \(HCP\)](#) and [influenza and Tdap vaccination coverage among pregnant women](#) were also released recently.

Highlights from these data:

- Coverage for children aged 6 months through 17 years was **62.6%** for the 2018-2019 flu season
 - In Michigan coverage for children was **56.7%**
- Adults 18 years and older coverage was **45.3%**
 - Michigan adult coverage was **43.3%**
- Overall, **81.1%** of HCP reported receiving an influenza vaccination during the 2018-19 season
- Only **1 out of 3** pregnant women received both influenza and Tdap vaccines between 2018-2019
- Influenza vaccination coverage among pregnant women for the 2018-2019 flu season was **54.9%**

The top reasons people report for not receiving an influenza vaccine include low vaccine effectiveness, vaccine safety concerns, and misconceptions that they will get the flu from the flu vaccine. It is vital that immunization providers educate their patients and the public about the safety and effectiveness of the influenza vaccine. Contact DoeblerM@Michigan.gov for more information.

Influenza-Related Articles/News

- [Prevention and Control of Seasonal Influenza with Vaccines: Recommendations of the Advisory Committee on Immunization Practices – US 2019-2020 Flu Season](#)
- [Studies Show Flu Vaccines Reduce Risk of Hospitalization and Death](#)
- [2020 Southern Hemisphere Flu Vaccine Strain Selection](#)
- [National Foundation for Infectious Diseases Annual Press Conference](#)
- [Summer Influenza Activity in the United States](#)

Additional Resources

- [MDHHS Influenza Webpage](#)
- [MDHHS Bureau of Laboratories \(BOL\) Webpage and Test Request Forms](#)
- [CDC FluView Weekly Report](#)
- [NFID Flu and Chronic Health Conditions Toolkit](#)

View Michigan Flu Focus Report archives [here](#)

Influenza Vaccine Updates

Vital Signs- Vaccinating Pregnant Women

Influenza and whooping cough can be deadly to infants and pregnant women. **Only 1 in 3** pregnant women receive their influenza and Tdap vaccines during pregnancy.

Flu vaccination during pregnancy reduces the risk of hospitalization in:

- Pregnant women by an average of 40%
- Babies less than 6 months old by an average of 72%

CDC has created a toolkit including a video, infographic, and an MMWR publication to educate providers and the public on the importance of pregnant women receiving these vaccines. Check them out [here!](#)

MDHHS Contributors

Bureau of Epidemiology and Population Health

S. Bidol, MPH, S. Kim, MPH

Bureau of Family Health Services

M. Doebler, MPH

Bureau of Laboratories

B. Robeson, MT, V. Vavricka, MS

For questions or to be added to the distribution list, please contact Sue Kim at KimS2@michigan.gov