



# Michigan Flu Focus

Weekly Influenza Surveillance Report

October 30, 2020

Vol. 18; No. 04

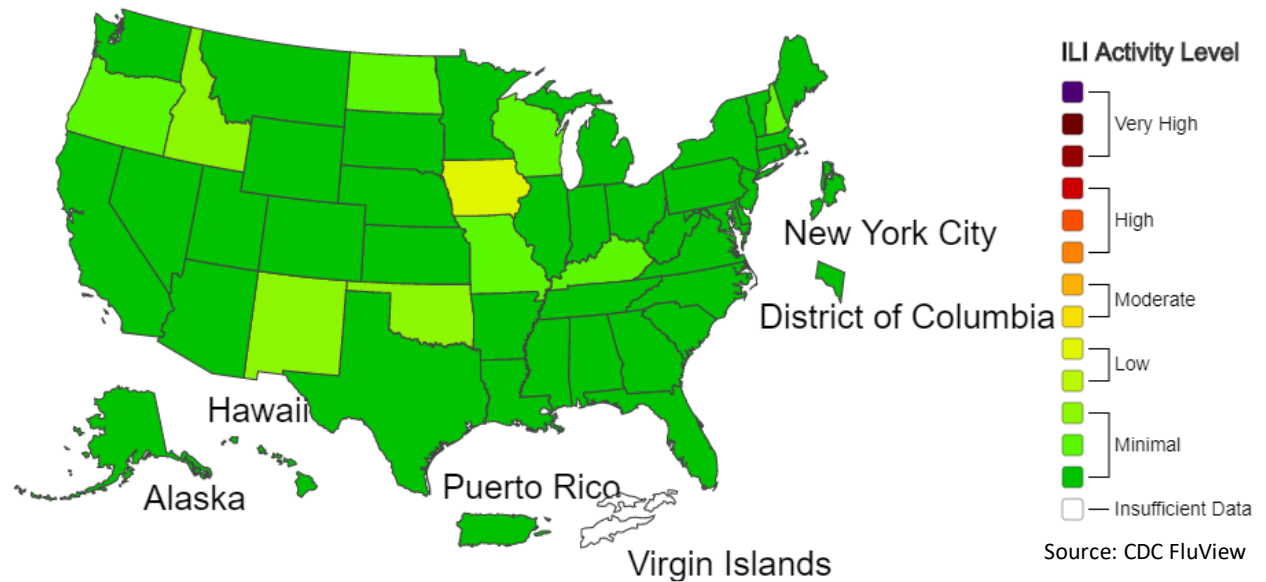
## Week Ending October 24, 2020 | WEEK 43

Editor: Sue Kim

Editor email: [KimS2@michigan.gov](mailto:KimS2@michigan.gov)

*Data provided in this report are preliminary and will be updated as additional data is received*

Influenza-Like Illness (ILI) Activity Level Indicator Determined by Data Reported to ILINet  
2020-21 Influenza Season Week 43 ending Oct 24, 2020



Note: This graph represents U.S. ILI activity levels reported to ILINet. Geographic spread of influenza has been suspended for the 2020-2021 influenza season

### Updates of Interest

The Michigan Department of Health and Human Services have recently updated the Influenza Guidance documents for the 2020-2021 influenza season. These documents will provide guidance on influenza surveillance, reporting, and testing for Local Health Departments, Healthcare Providers, and Laboratories.

Please visit [www.michigan.gov/CDinfo](http://www.michigan.gov/CDinfo) for more information.

### Influenza-associated Pediatric Mortality

Nationally, no (0) influenza-associated pediatric deaths have been reported thus far for the 2020-2021 flu season.

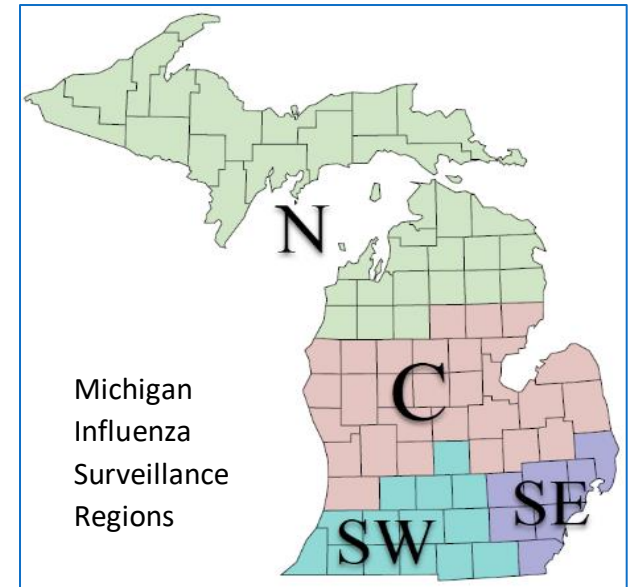
194 pediatric flu deaths were reported for the past 2019-2020 flu season.

## U.S. Outpatient Influenza-like Illness Surveillance Network (ILINet)

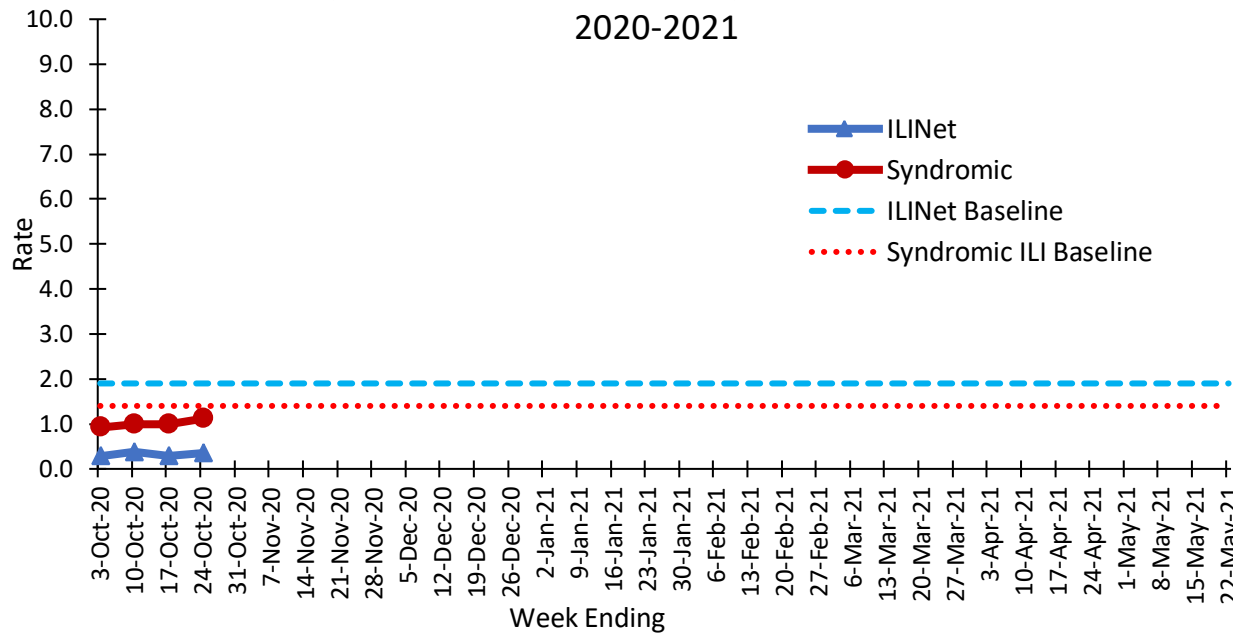
Michigan participates in ILINet, a collaborative effort between the CDC, state and local health departments, and volunteer sentinel clinicians as part of Michigan's influenza surveillance. ILINet provides data on the total number of outpatient visits to health care providers seen for any reason and the number of those patients with influenza-like illness (ILI). *ILI is defined as fever ( $\geq 100^{\circ}\text{F}$ ) and a cough and/or a sore throat without a known cause other than influenza.*

### Number of Reports and ILI % by Region during this time period:

Region	C	N	SE	SW
No. of Reporters (14)	6	1	6	1
ILI %	0.1	0.4	0.6	0.0



Michigan Statewide ILINet and Syndromic Surveillance, 2020-2021



### Michigan ILI Activity: 0.3%

(Last week: 0.3%)

Regional Baseline\*: 1.9%

A total of 19 patient visits due to ILI were reported out of 5,472 office visits for Week 43.

\*Regional baseline is determined by calculating the mean percentage of patient visits due to ILI during non-influenza weeks for the previous three seasons and adding two standard deviations

### National Surveillance

In the United States, 1.2% of outpatient visits were due to ILI (Last week: 1.1%)

This is **below** the national baseline of 2.6%

**Become an ILINET provider!**

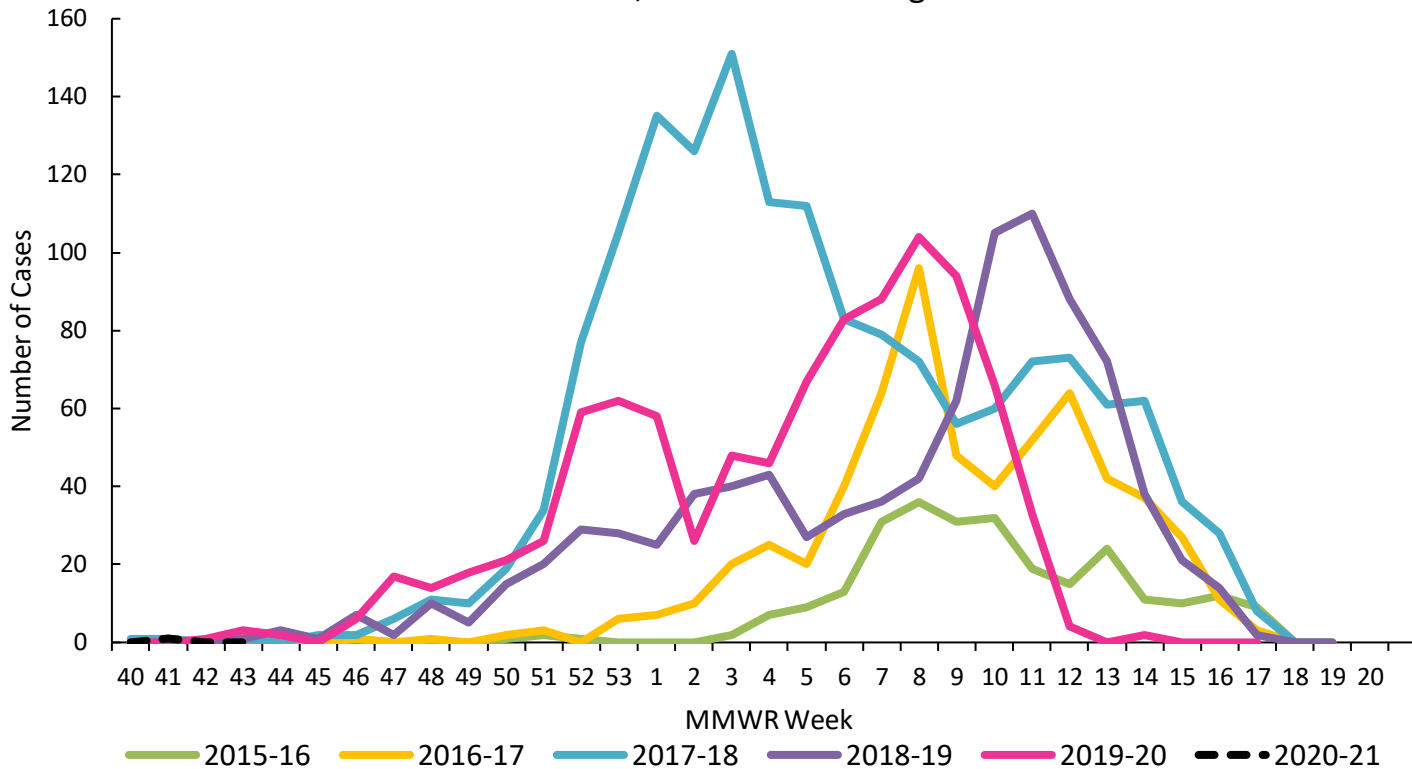
Contact Shelly Doebler at [DoeblerM@michigan.gov](mailto:DoeblerM@michigan.gov)

## Influenza Hospitalization Surveillance Project (IHSP)

The CDC's Influenza Hospitalization Surveillance Network (FluSurv-NET) provides population-based rates of laboratory-confirmed influenza-associated hospitalizations from October 1<sup>st</sup> through April 30<sup>th</sup> each year. Michigan participates as an IHSP state in FluSurv-NET for Clinton, Eaton, Genesee, Ingham, and Washtenaw Counties.

There were no influenza-associated hospitalizations reported to MDHHS for the IHSP during this time period. Since October 1<sup>st</sup>, 1 (0 pediatric, 1 adult) influenza-associated hospitalization was reported in the catchment area for the 2020-2021 season.

Total IHSP Cases, 2015-2016 through 2020-2021



Washtenaw County was added in the 2017-2018 season

## Join the Influenza Sentinel Hospital Network (ISHN)!

What is it? ISHN is a group of hospitals in Michigan that voluntarily report weekly aggregate counts of influenza positive inpatients to assist MDHHS with statewide flu surveillance

How it works: As a participating hospital in the ISHN, you would complete a brief Survey Monkey every week containing:

- Number of hospitalizations with a positive influenza test by age group during that time period
- The total number of hospitalizations due to any condition during that time period (if available)

The data you provide can assist providers and public health in recognizing changes in the age or geographic distribution of flu in this population.

If your facility is interested in participating or would like more details, please contact Sue Kim ([KimS2@michigan.gov](mailto:KimS2@michigan.gov))

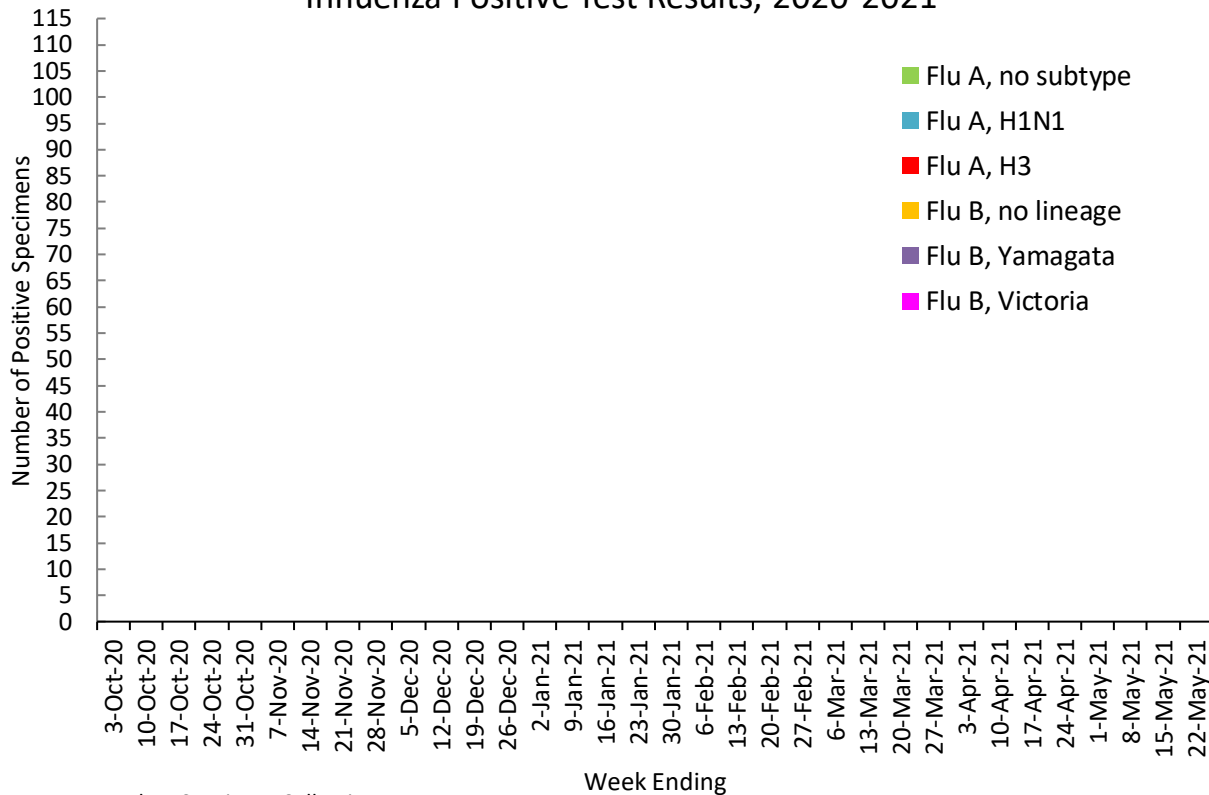
## MDHHS BOL Virology Laboratory Data

There were **0** new positive influenza results (OC, ON, OSE, OSW) reported by the MDHHS Bureau of Laboratories (BOL) during this time period.

### # of Positive Respiratory Virus Results by Region

	C	N	SE	SW	Total
H1N1	0	0	0	0	0
H3N2	0	0	0	0	0
Infl B	0	0	0	0	0
<b>Total</b>	<b>0</b>	<b>0</b>	<b>0</b>	<b>0</b>	<b>0</b>

Influenza Positive Test Results, 2020-2021



Note: Based on Specimen Collection Date

Flu B lineage data will be reported based on MDHHS BOL testing runs and will be backtracked into this graph

## Michigan Sentinel Clinical Lab Network Respiratory Virus Data

Twelve (12) sentinel clinical labs (2SE, 2SW, 7C, 1N) reported for the week ending 10/24

SE Region	
Influenza A:	no activity
Influenza B:	no activity
Parainfluenza:	sporadic – low
RSV:	no activity
Adenovirus:	low
hMPV:	no activity
Central Region	
Influenza A:	no activity
Influenza B:	no activity
Parainfluenza:	no activity
RSV:	no activity
Adenovirus:	sporadic
hMPV:	no activity
SW Region	
Influenza A:	no activity
Influenza B:	no activity
Parainfluenza:	sporadic
RSV:	no activity
Adenovirus:	no activity
hMPV:	no activity
North Region	
Influenza A:	no activity
Influenza B:	no activity
Parainfluenza:	no activity
RSV:	no activity
Adenovirus:	no activity
hMPV:	no activity

There were **0** new respiratory outbreaks (OC, ON, OSE, OSW) reported to MDHHS during this time period. Respiratory outbreaks for the 2020-2021 season are listed in the table below.

**# of Congregate Setting Outbreaks by Region**

Facility Type	C	N	SE	SW	Total
Schools: K-12 & College	0	0	0	0	0
Long-term Care / Assisted Living Facility	0	0	0	0	0
Healthcare Facility	0	0	0	0	0
Daycare	0	0	0	0	0
Homeless Shelter	0	0	0	0	0
Correctional Facility	0	0	0	0	0
Other	0	0	0	0	0
<b>Total</b>	0	0	0	0	<b>0</b>

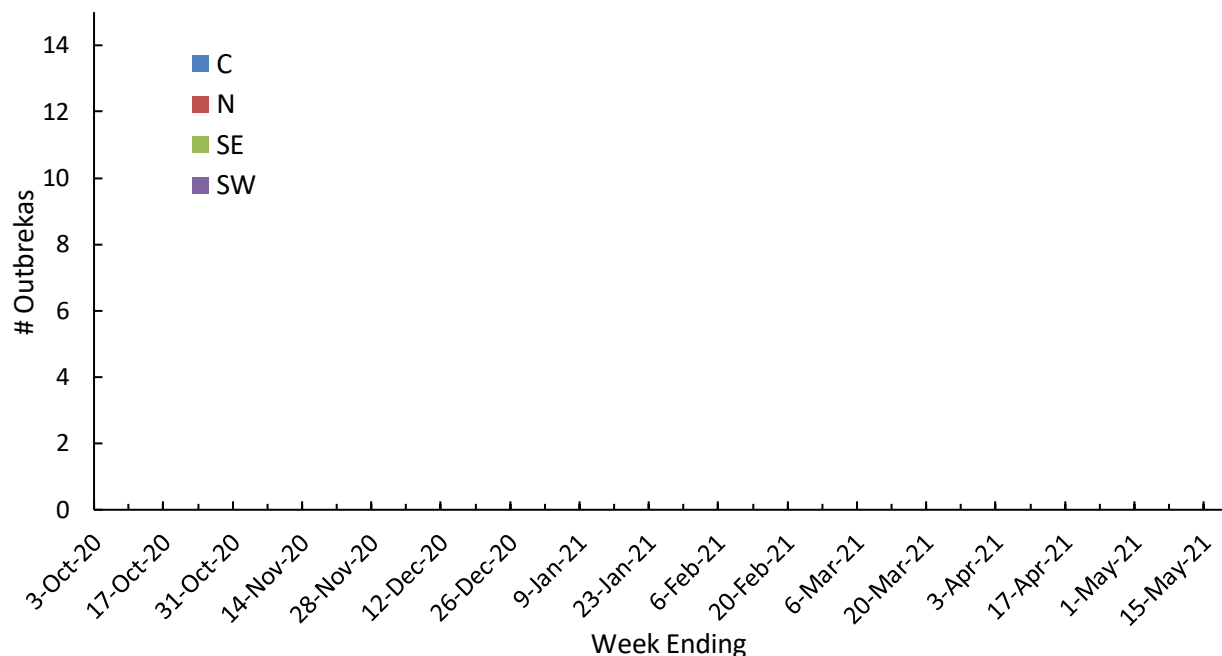
### Did you know?

Congregate setting outbreaks of viral respiratory illnesses are required to be reported to your local health department? See:

- [Influenza Guidance for Healthcare Providers](#)
- [Guideline for influenza and Respiratory Virus Outbreaks in Long-Term Care Facilities](#)

Note: Outbreaks associated with COVID-19 are not reported in this table (above) or graph (below).

**Congregate Setting Outbreaks by Region, 2020-2021**



## Influenza Vaccine Updates

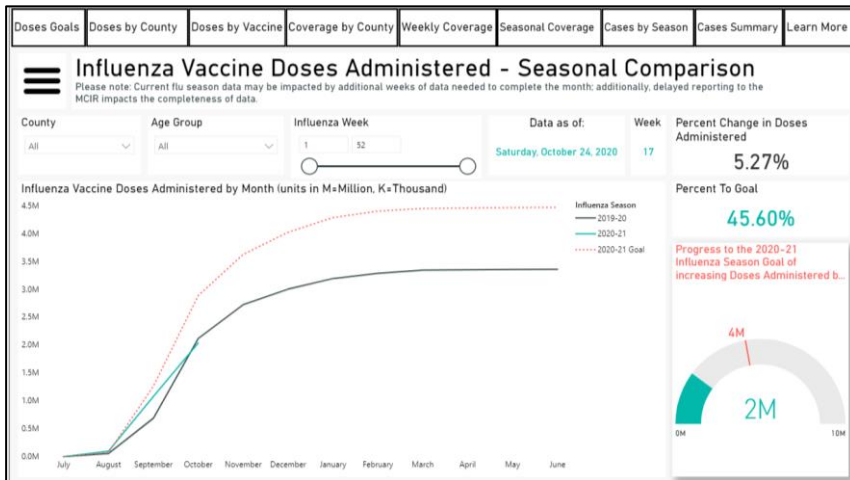
The MDHHS- Division of Immunization has developed a [flu dashboard](#) to communicate timely influenza immunization and ILINet data.

MDHHS and the State of Michigan have set a goal to increase the number of people vaccinated in Michigan by 33% or more than 4.4 million total doses administered for the 2020-2021 flu season.

Interactive tables include:

- Doses administered and percent to goal (picture below)
- Doses by county, vaccine type, age group
- Seasonal vaccination coverage
- Cases by season and by flu region

Find the dashboard and more at [www.michigan.gov/flu](http://www.michigan.gov/flu). For any questions please contact Shelly Doebler at [DoeblerM@Michigan.gov](mailto:DoeblerM@Michigan.gov).



## Influenza News Blast

- [NEW STUDY: Flu-like Illness and Risk of Acute Cardiovascular Events](#)
- [2019-2020 Flu Vaccination Coverage](#)
- [NEW STUDY: 2018-19 Flu VE in Children](#)
- [Global Flu Update- WHO](#)
- [2020 NFID Influenza News Conference](#)
- [Hospitalized COVID-19 Patients Compared to Hospitalized Flu Patients](#)
- [NEW STUDY: Improving Influenza Vaccination in Children with Asthma](#)

## Additional Resources

- [MDHHS Influenza Webpage](#)
- [MDHHS Bureau of Laboratories \(BOL\) Webpage and Test Request Forms](#)
- [CDC FluView Weekly Report](#)
- [CDC Healthcare Professionals Flu Toolkit](#)
- [Immunization Action Coalition: Ask the Experts- Flu](#)
- [MDHHS- Influenza Vaccine F.A.Q.](#)

View Michigan Flu Focus Report archives [here](#).

## Influenza Burden Estimates

The Centers for Disease Control and Prevention (CDC) have released [preliminary burden estimates](#) for the 2019-2020 flu season.

Between October 1, 2019 through April 4, 2020 it is estimated that there have been:

- **39 million – 56 million flu illnesses**
- **18 million – 26 million flu medical visits**
- **410,000 – 740,000 flu hospitalizations**
- **24,000 – 62,000 flu deaths**

NOTE: The week of April 4 was the last week in-season influenza burden estimates will be provided for the 2019-2020 season.

2020-2021 preliminary burden estimates are expected to be released later in the flu season.

## MDHHS Contributors

### Bureau of Infectious Disease Prevention

S. Bidol, MPH, M. Doebler, MPH, S. Kim, MPH

### Bureau of Laboratories

B. Robeson, MT, V. Vavricka, MS

To be added to the distribution list, please contact Sue Kim at [KimS2@michigan.gov](mailto:KimS2@michigan.gov)