

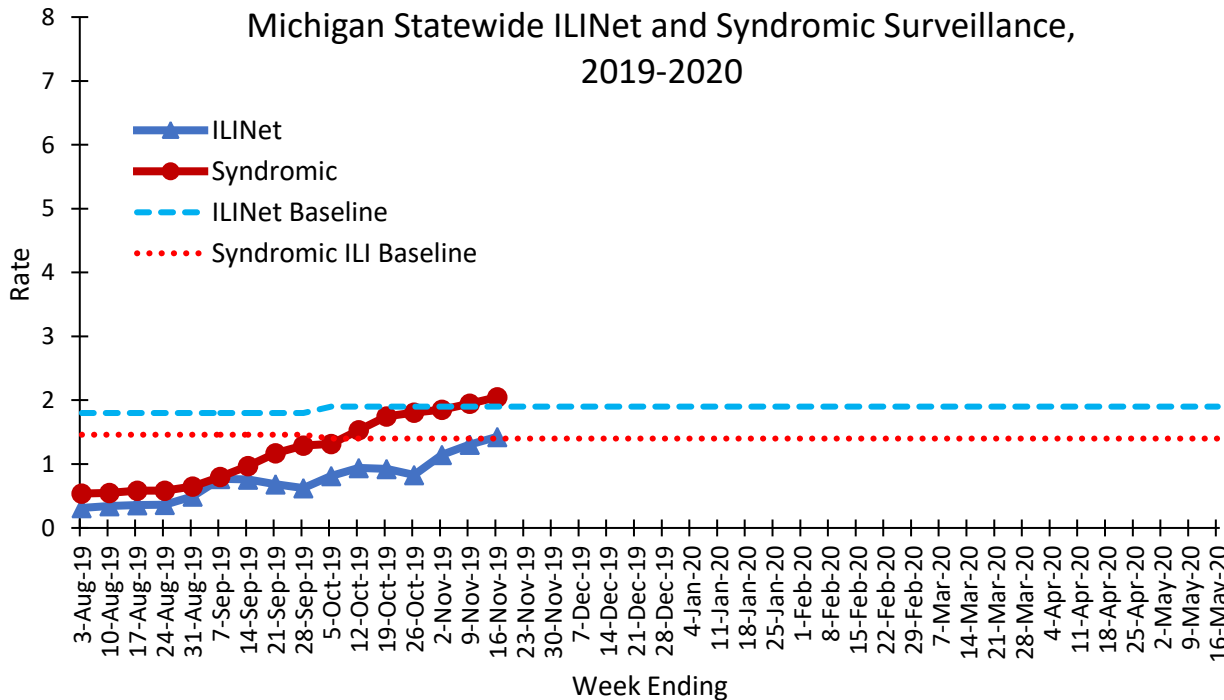
U.S. Outpatient Influenza-like Illness Surveillance Network (ILINet)

Michigan participates in ILINet, a collaborative effort between the CDC, state and local health departments, and volunteer sentinel clinicians as part of Michigan’s influenza surveillance. ILINet provides data on the total number outpatient visits to health care providers seen for any reason and the number of those patients with influenza-like illness (ILI). For this system, ILI is defined as fever (temperature of 100°F [37.8°C] or greater) and a cough and/or a sore throat without a known cause other than influenza.

Number of Reports and ILI % by Region in Michigan during this time period:

Region	C	N	SE	SW
No. of Reporters Total (30)	10	6	9	5
ILI %	1.5	0.8	2.2	1.0

Data is provisional and may change as additional reports are received.



Michigan ILI Activity

1.4%
(Last week: 1.3%)
Regional Baseline*: 1.9%

A total of 176 patient visits due to ILI were reported out of 12,329 office visits during this period.

*Regional baseline is determined by calculating the mean percentage of patient visits due to ILI during non-influenza weeks for the previous three seasons and adding two standard deviations

National Surveillance

In the United States, **2.5%** of outpatient visits were due to ILI. (Last week: 2.3%)
This is **above** the national baseline of 2.4%

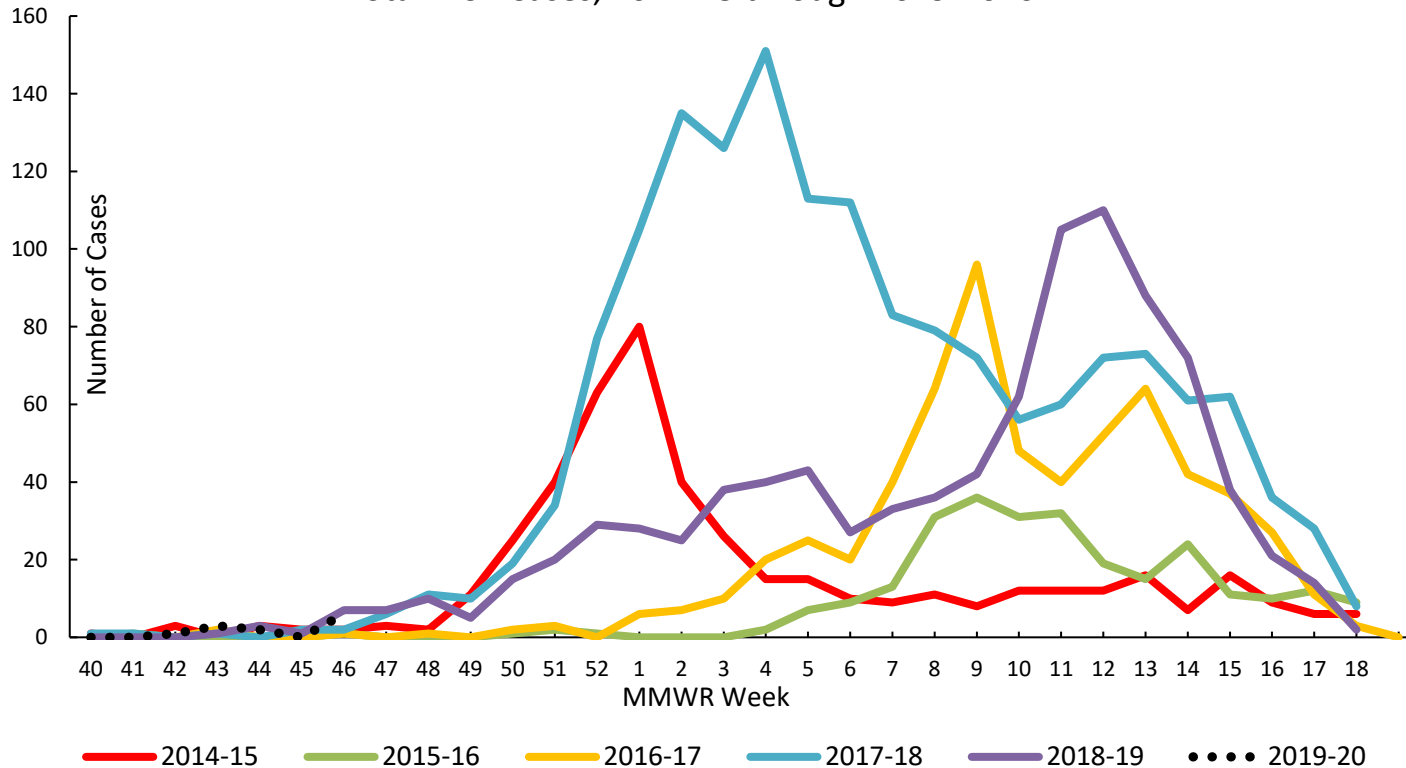
Become an ILINET provider!
Contact Shelly Doebler at DoeblerM@michigan.gov

Influenza Hospitalization Surveillance Project (IHSP)

The CDC's Influenza Hospitalization Surveillance Network (FluSurv-NET) provides population-based rates of laboratory-confirmed influenza-associated hospitalizations from October 1st through April 30th each year. Michigan participates as an IHSP state in FluSurv-NET for Clinton, Eaton, Genesee, Ingham, and Washtenaw Counties.

There were **6** (1 pediatric, 5 adult) influenza-associated hospitalizations reported to MDHHS for the IHSP during this time period. Since October 1st, there have been **12 (2 pediatric, 10 adult)** influenza-related hospitalizations reported in the catchment area for the 2019-2020 season.

Total IHSP Cases, 2014-15 through 2019-2020



Washtenaw County was added for the 2017-2018 season

Join the Influenza Sentinel Hospital Network (ISHN)!

What is it? ISHN is a group of hospitals in Michigan that voluntarily report weekly aggregate counts of influenza positive inpatients to assist MDHHS with statewide flu surveillance

How it works: As a participating hospital in the ISHN, you would complete a brief Survey Monkey every week containing:

- Number of hospitalizations with a positive influenza test by age group during that time period
- The total number of hospitalizations due to any condition during that time period (if available)

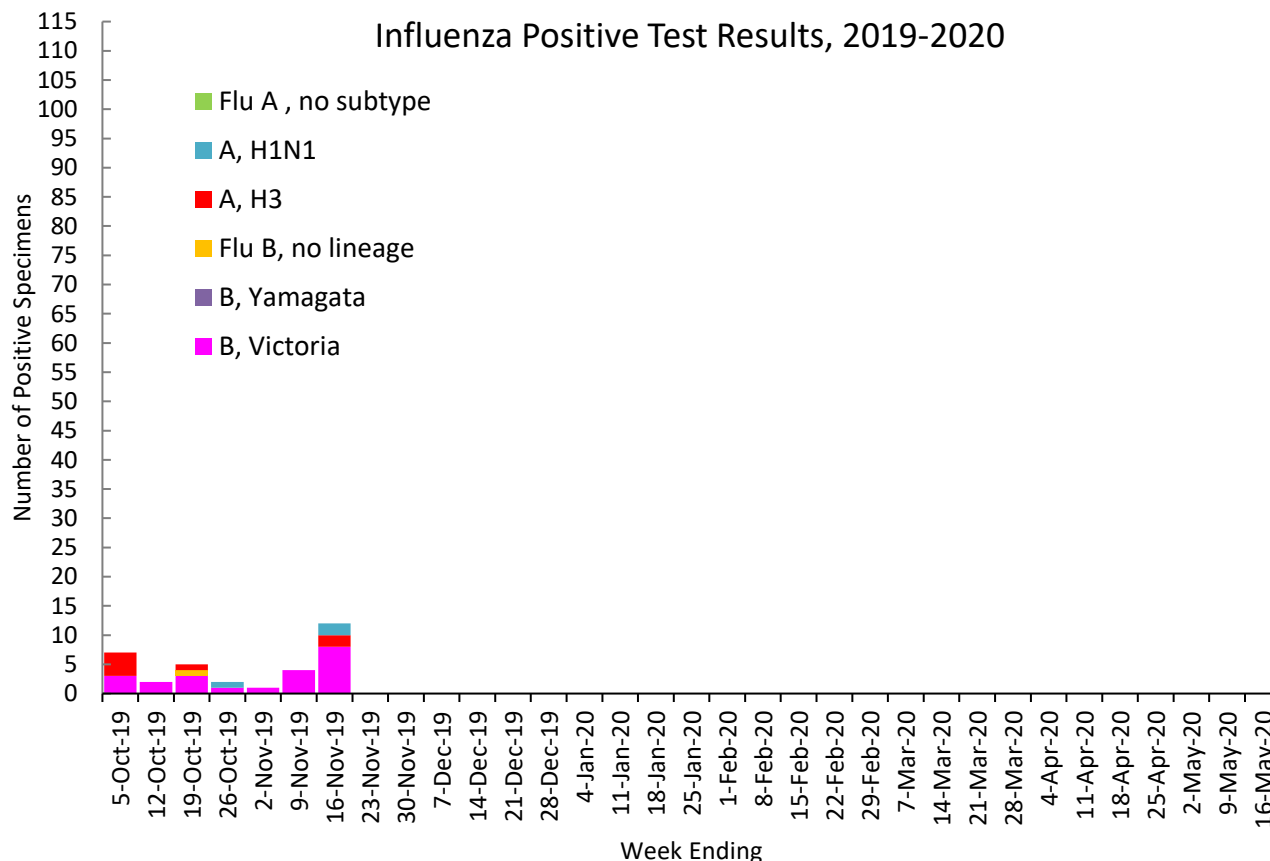
The data you provide is aggregated by region and can assist providers and public health in recognizing changes in the age or geographic distribution of flu in this population.

If your facility is interested in participating or would like more details, please contact Sue Kim (KimS2@michigan.gov)

There were 12 new positive influenza results (5C, 0N, 5SE, 2SW) reported by the MDHHS Bureau of Laboratories (BOL) during this time period.

of Positive Respiratory Virus Results by Region

	C	N	SE	SW	Total
H1N1	3	0	0	0	3
H3N2	1	0	5	1	7
Infl B	6	0	13	4	23
Total	10	0	18	5	33



Note: Flu B subtyping will be reported based on MDHHS BOL testing runs and will be backtracked into this graph
 Latest MDHHS BOL Flu B lineage determination run: *November 20, 2019*

Michigan Sentinel Clinical Lab Network Respiratory Virus Data

Fourteen (14) sentinel clinical labs (3SE, 2SW, 7C, 2N) reported during this week

SE Region	
Influenza A:	low
Influenza B:	low – elevated; some increases
Parainfluenza:	elevated
RSV:	elevated; increasing
Adenovirus:	elevated
hMPV:	low
Central Region	
Influenza A:	sporadic – low
Influenza B:	sporadic – low
Parainfluenza:	low – slightly elevated
RSV:	low – slightly elevated
Adenovirus:	low
hMPV:	low
SW Region	
Influenza A:	sporadic – very low
Influenza B:	sporadic – very low
Parainfluenza:	low
RSV:	low – slightly elevated
Adenovirus:	low
hMPV:	sporadic
North Region	
Influenza A:	no activity
Influenza B:	no activity
Parainfluenza:	sporadic – low
RSV:	sporadic
Adenovirus:	no activity
hMPV:	no activity

There were no (0) new respiratory outbreaks reported to MDHHS during this time period. Respiratory outbreaks for the 2019-2020 season are listed in the table below.

of Congregate Setting Outbreaks by Region

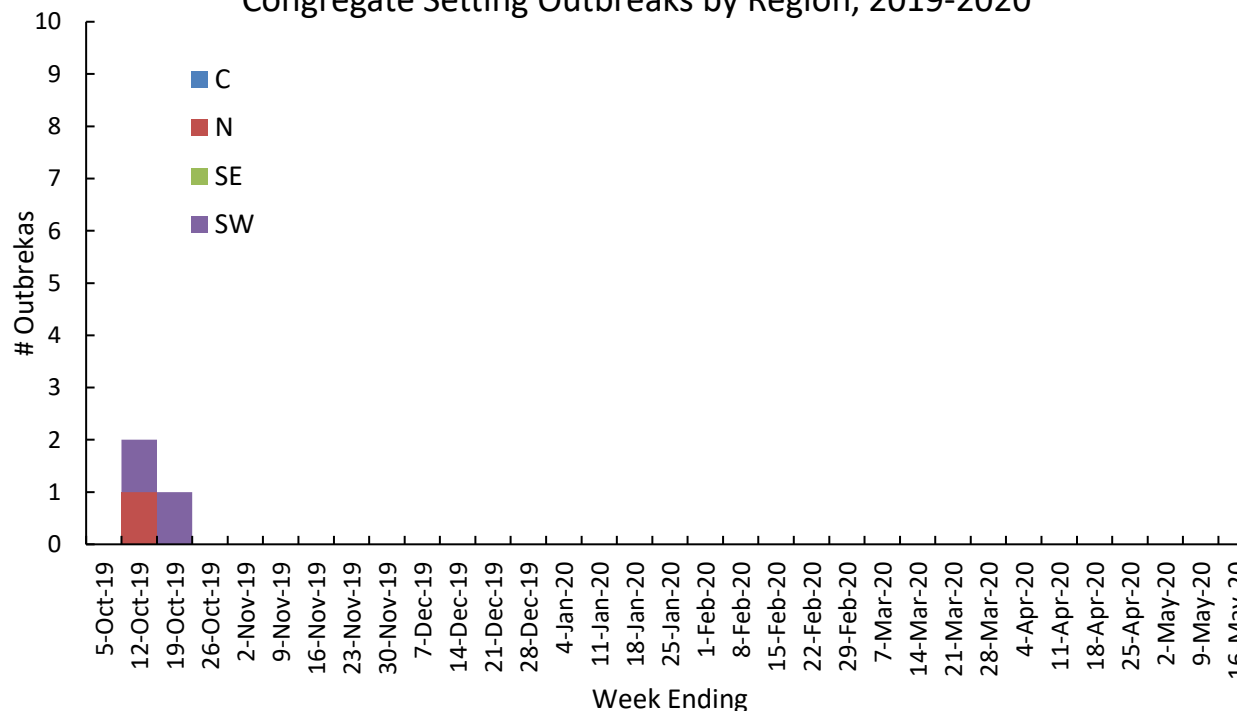
Facility Type	C	N	SE	SW	Total
Schools: K-12 & College	0	0	0	0	0
Long-term Care / Assisted Living Facility	0	1	0	2	3
Healthcare Facility	0	0	0	0	0
Daycare	0	0	0	0	0
Homeless Shelter	0	0	0	0	0
Correctional Facility	0	0	0	0	0
Other	0	0	0	0	0
Total	0	1	0	2	3

Did you know?

Congregate setting outbreaks of viral respiratory illnesses are required to be reported to your local health department? See:

- [Influenza Guidance for Healthcare Providers](#)
- [Guideline for influenza and Respiratory Virus Outbreaks in Long-Term Care Facilities](#)

Congregate Setting Outbreaks by Region, 2019-2020



New Study: More Evidence that Maternal Flu Vaccination Protects Infants for the First Months of Life

A [recent study](#) published in the Journal of Infectious Diseases adds to the evidence that immunizing pregnant women helps reduce lab-confirmed flu and hospitalizations in babies younger than 6 months old.

The study, from a team at Public Health England, utilized data from a clinical practice database and a pregnancy registry allowing researchers to assess pregnancy timing and maternal flu vaccine uptake.

Goal: Reassess the effectiveness of flu vaccination in pregnant women to prevent flu and flu-related hospitalizations in infants less than 6 months of age during the 2013-14 and 2014-15 flu seasons

Results:

- Overall vaccine effectiveness (VE) 2013-14 flu season – 66% (95% CI: 18% - 64%)
- Overall VE 2014-15 flu season – 50% (95% CI: 11% - 72%)
- VE against flu hospitalizations 2013-14 flu season: 61% (95% CI: -5% - 85%)
- VE against flu hospitalizations 2014-15 flu season: 50% (95% CI: 6% - 73%)

These results support previous studies conducted in Bangladesh and South Africa and should encourage providers to continue to offer influenza vaccine to pregnant women. Additionally, every person aged 6 months and older should get their flu vaccine every year especially pregnant women.

Influenza-Related Articles/News

- [US Flu Activity Rises: Influenza B Viruses Slightly Predominate](#)
- [Children’s Hospital of Philadelphia Vaccine Webinar Series](#)
- [AAP Encourages Strong Provider Recommendation for Flu Shot](#)
- [Studies Show Flu Vaccines Reduce Risk of Hospitalization and Death](#)
- [Flu Rise in Northern Hemisphere](#)
- [Outbreaks Could Lead to Increases in Pro-Vaccine Legislation](#)
- [Immunization Action Coalition Express](#)

Additional Resources

- [MDHHS Influenza Webpage](#)
- [MDHHS Bureau of Laboratories \(BOL\) Webpage and Test Request Forms](#)
- [CDC FluView Weekly Report](#)
- [NFID Flu and Chronic Health Conditions Toolkit](#)
- [CDC Healthcare Professionals Flu Toolkit](#)
- [Immunization Action Coalition: Ask the Experts- Flu](#)

View Michigan Flu Focus Report archives [here](#)

Influenza Vaccine Updates

[National Influenza Vaccination Week December 1st-7th 2019](#)

National Influenza Vaccination Week (NIVW), December 1-7, is an awareness week hosted by the Centers for Disease Control and Prevention (CDC) highlighting the importance of influenza vaccination.

NIVW is a great reminder to healthcare providers to **continue vaccinating** their patients **against flu** throughout the holiday season and beyond. **During the 2018-2019 flu season, influenza activity in Michigan did not peak until March** which indicates that there are many opportunities to continue to offer flu vaccine to unvaccinated patients.

CDC has developed an extensive list of tools and campaign resources for NIVW including web tools, videos, communication resources, graphics and more.

Visit www.cdc.gov/flu/nivw for more information.

MDHHS Contributors

Bureau of Epidemiology and Population Health
S. Bidol, MPH, S. Kim, MPH

Bureau of Family Health Services
M. Doebler, MPH

Bureau of Laboratories
B. Robeson, MT, V. Vavricka, MS

For questions or to be added to the distribution list, please contact Sue Kim at KimS2@michigan.gov