



Michigan Flu Focus

Weekly Influenza Surveillance Report



Editor: Sue Kim, MPH

Editor Email: KimS2@michigan.gov

December 6, 2019

Vol. 17; No. 09

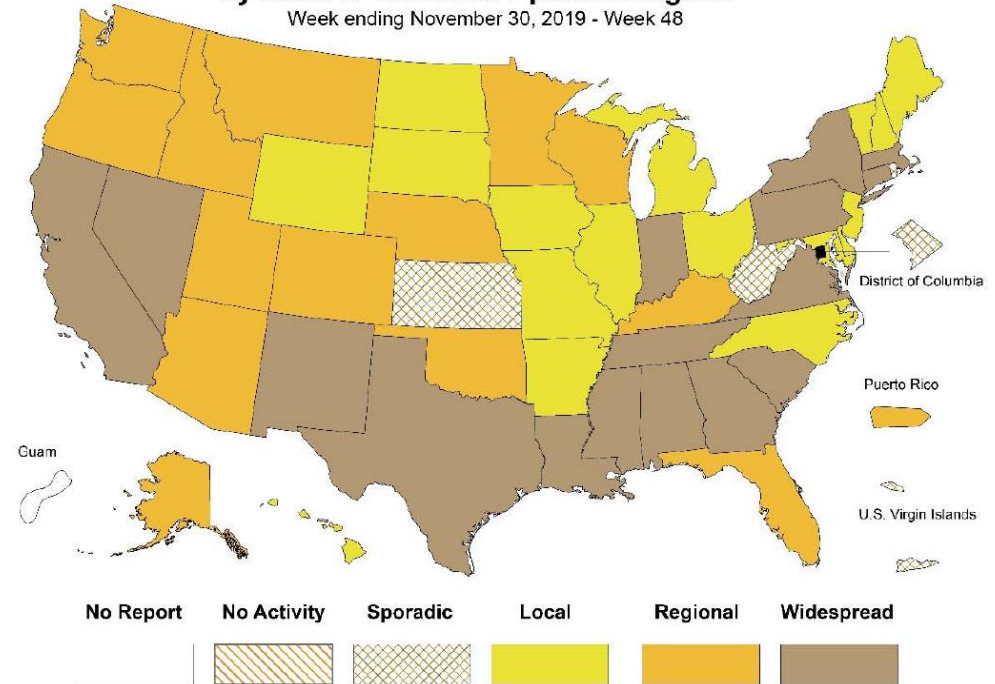
Week Ending November 30, 2019 | WEEK 48

Michigan Influenza Activity
No Activity
Sporadic
Local
Regional
Widespread

*Clicking on the current activity level will direct you to the CDC webpage defining each activity level for the geographic spread of influenza

Weekly Influenza Activity Estimates Reported by State & Territorial Epidemiologists*

Week ending November 30, 2019 - Week 48



Updates of Interest

Nationally, influenza B/Victoria viruses continue to be most commonly reported. Influenza A/H1N1 viruses are the next most common, followed by influenza A/H3N2, which are decreasing in proportion.

Please see the following link to CDC's FluView report for more details: <https://www.cdc.gov/flu/weekly/>

Influenza-associated Pediatric Mortality

Nationally, six (6) influenza-associated pediatric deaths have been reported thus far for the 2019-2020 flu season. No (0) pediatric influenza deaths have been confirmed by MDHHS for the 2019-2020 flu season.

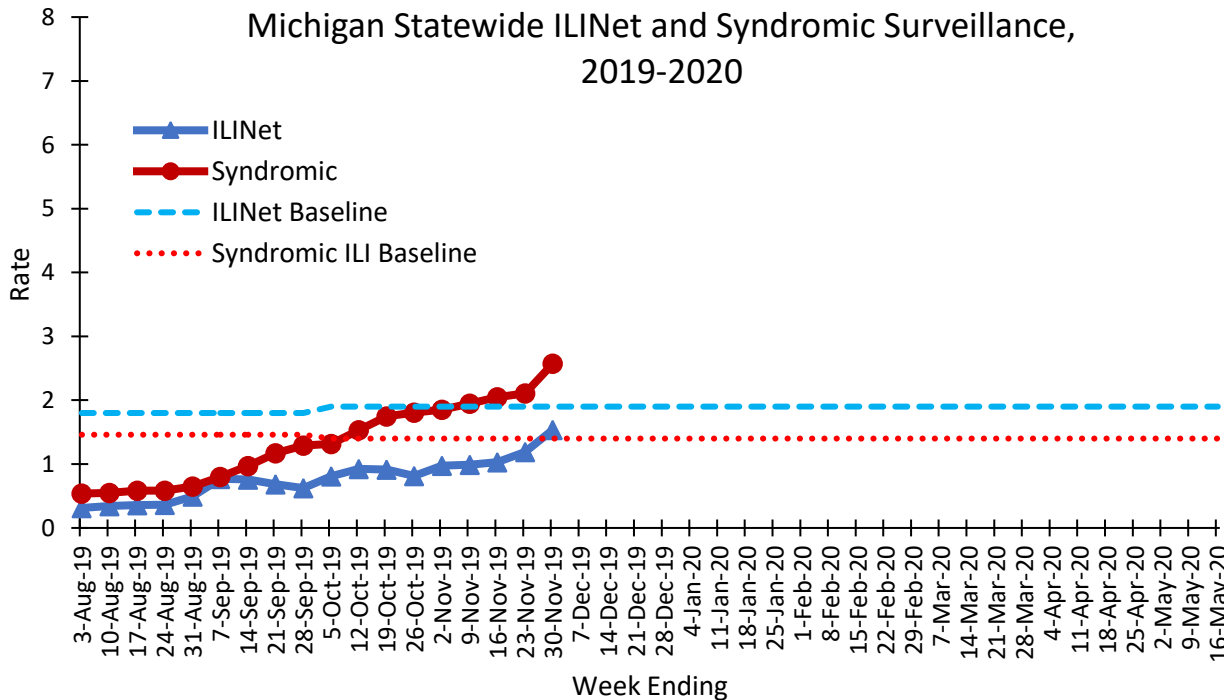
U.S. Outpatient Influenza-like Illness Surveillance Network (ILINet)

Michigan participates in ILINet, a collaborative effort between the CDC, state and local health departments, and volunteer sentinel clinicians as part of Michigan’s influenza surveillance. ILINet provides data on the total number outpatient visits to health care providers seen for any reason and the number of those patients with influenza-like illness (ILI). For this system, ILI is defined as fever (temperature of 100°F [37.8°C] or greater) and a cough and/or a sore throat without a known cause other than influenza.

Number of Reports and ILI % by Region in Michigan during this time period:

Region	C	N	SE	SW
No. of Reporters Total (31)	9	6	13	3
ILI %	1.0	1.2	2.3	1.7

Data is provisional and may change as additional reports are received.



Michigan ILI Activity

1.5%
(Last week: 1.2%)
Regional Baseline*: 1.9%

A total of 118 patient visits due to ILI were reported out of 7,676 office visits during this period.

*Regional baseline is determined by calculating the mean percentage of patient visits due to ILI during non-influenza weeks for the previous three seasons and adding two standard deviations

National Surveillance

In the United States, **3.5%** of outpatient visits were due to ILI. (Last week: 2.9%)
This is **above** the national baseline of 2.4%

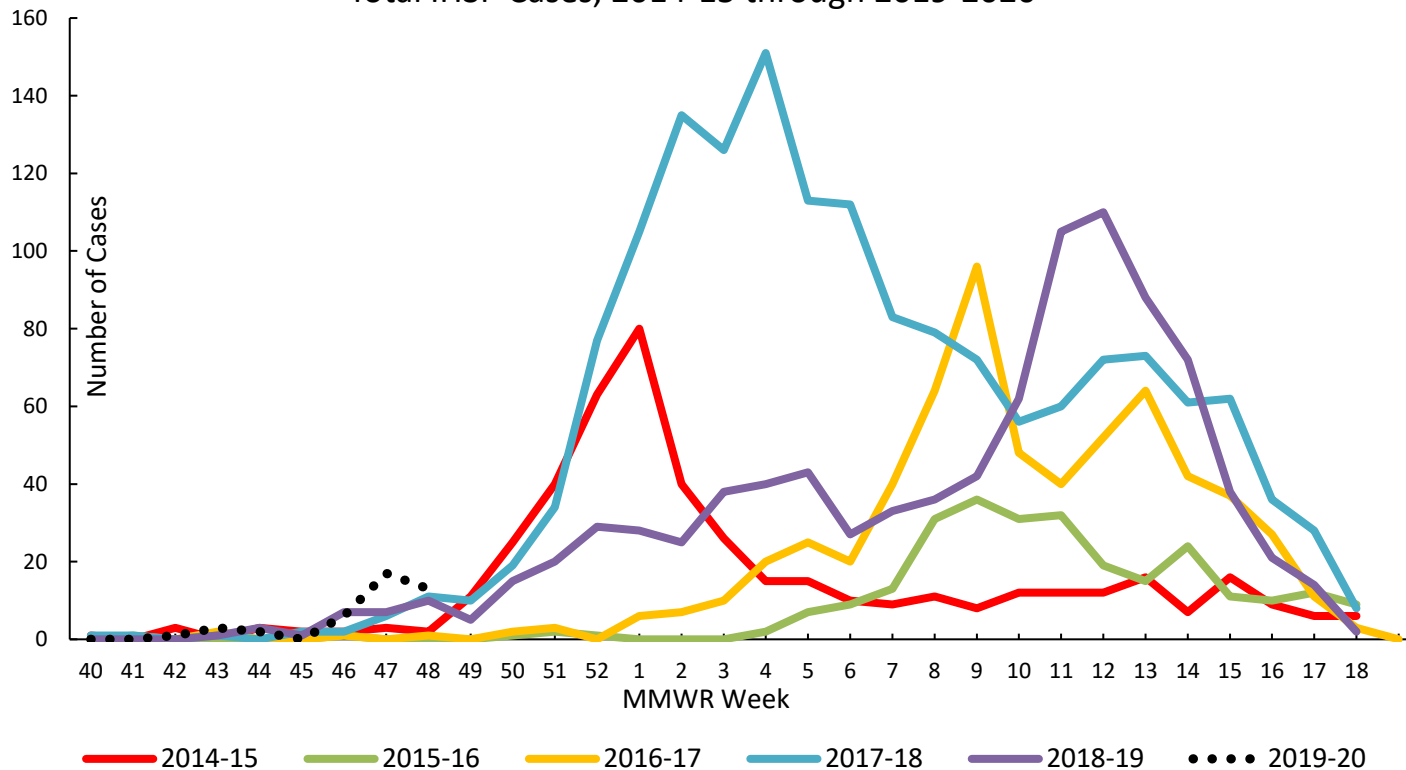
Become an ILINET provider!
Contact Shelly Doebler at DoeblerM@michigan.gov

Influenza Hospitalization Surveillance Project (IHSP)

The CDC's Influenza Hospitalization Surveillance Network (FluSurv-NET) provides population-based rates of laboratory-confirmed influenza-associated hospitalizations from October 1st through April 30th each year. Michigan participates as an IHSP state in FluSurv-NET for Clinton, Eaton, Genesee, Ingham, and Washtenaw Counties.

There were **13** (3 pediatric, 10 adult) influenza-associated hospitalizations reported to MDHHS for the IHSP during this time period. Since October 1st, **42 (6 pediatric, 36 adult)** influenza-related hospitalizations were reported in the catchment area for the 2019-2020 season.

Total IHSP Cases, 2014-15 through 2019-2020



Washtenaw County was added in the 2017-2018 season

Join the Influenza Sentinel Hospital Network (ISHN)!

What is it? ISHN is a group of hospitals in Michigan that voluntarily report weekly aggregate counts of influenza positive inpatients to assist MDHHS with statewide flu surveillance

How it works: As a participating hospital in the ISHN, you would complete a brief Survey Monkey every week containing:

- Number of hospitalizations with a positive influenza test by age group during that time period
- The total number of hospitalizations due to any condition during that time period (if available)

The data you provide is aggregated by region and can assist providers and public health in recognizing changes in the age or geographic distribution of flu in this population.

If your facility is interested in participating or would like more details, please contact Sue Kim (KimS2@michigan.gov)

Laboratory (Virologic) Surveillance

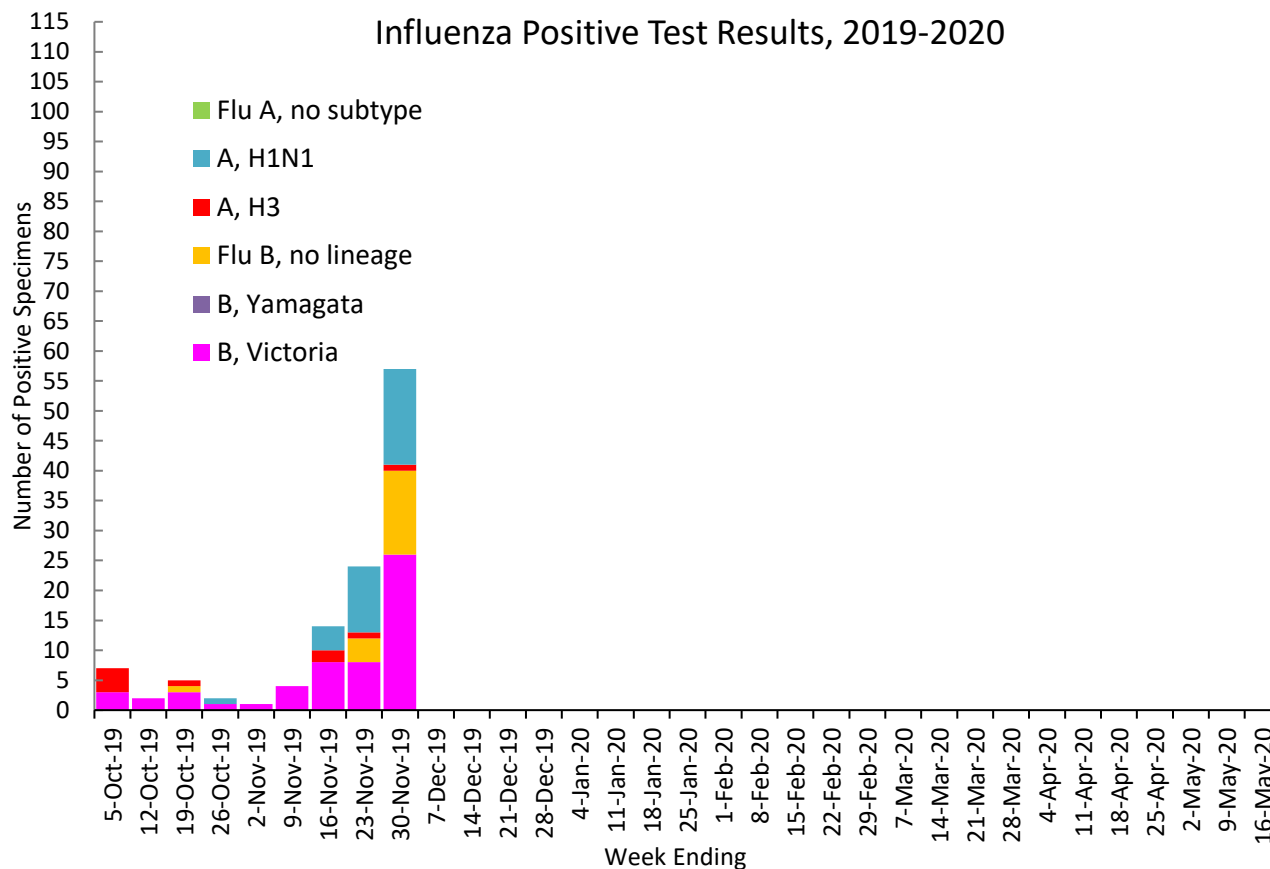
Week Ending Nov 30, 2019

There were 57 new positive influenza results (5C, 0N, 29SE, 23SW) reported by the MDHHS Bureau of Laboratories (BOL) during this time period.

of Positive Respiratory Virus Results by Region

	C	N	SE	SW	Total
H1N1	12	0	10	10	32
H3N2	2	0	6	1	9
Infl B	11	0	38	26	75
Total	25	0	54	37	116

Data is provisional and may change as additional results are reported.



Note: Flu B subtyping will be reported based on MDHHS BOL testing runs and will be backtracked into this graph
 Latest MDHHS BOL Flu B lineage determination run: December 6, 2019

Michigan Sentinel Clinical Lab Network

Respiratory Virus Data

Twelve (12) sentinel clinical labs (3SE, 2SW, 6C, 1N) reported during this week

SE Region	
Influenza A:	low – elevated; increasing
Influenza B:	elevated; increasing
Parainfluenza:	elevated
RSV:	elevated; some strong increases
Adenovirus:	slightly elevated
hMPV:	low – slightly elevated
Central Region	
Influenza A:	low
Influenza B:	low
Parainfluenza:	low – slightly elevated
RSV:	low – slightly elevated
Adenovirus:	low
hMPV:	low
SW Region	
Influenza A:	slight increase
Influenza B:	low
Parainfluenza:	low
RSV:	elevated; some increases
Adenovirus:	low
hMPV:	low
North Region	
Influenza A:	no activity
Influenza B:	no activity
Parainfluenza:	very low
RSV:	no data available
Adenovirus:	no data available
hMPV:	no data available

There were no (0) new respiratory outbreaks reported to MDHHS during this time period. Respiratory outbreaks for the 2019-2020 season are listed in the table below.

of Congregate Setting Outbreaks by Region

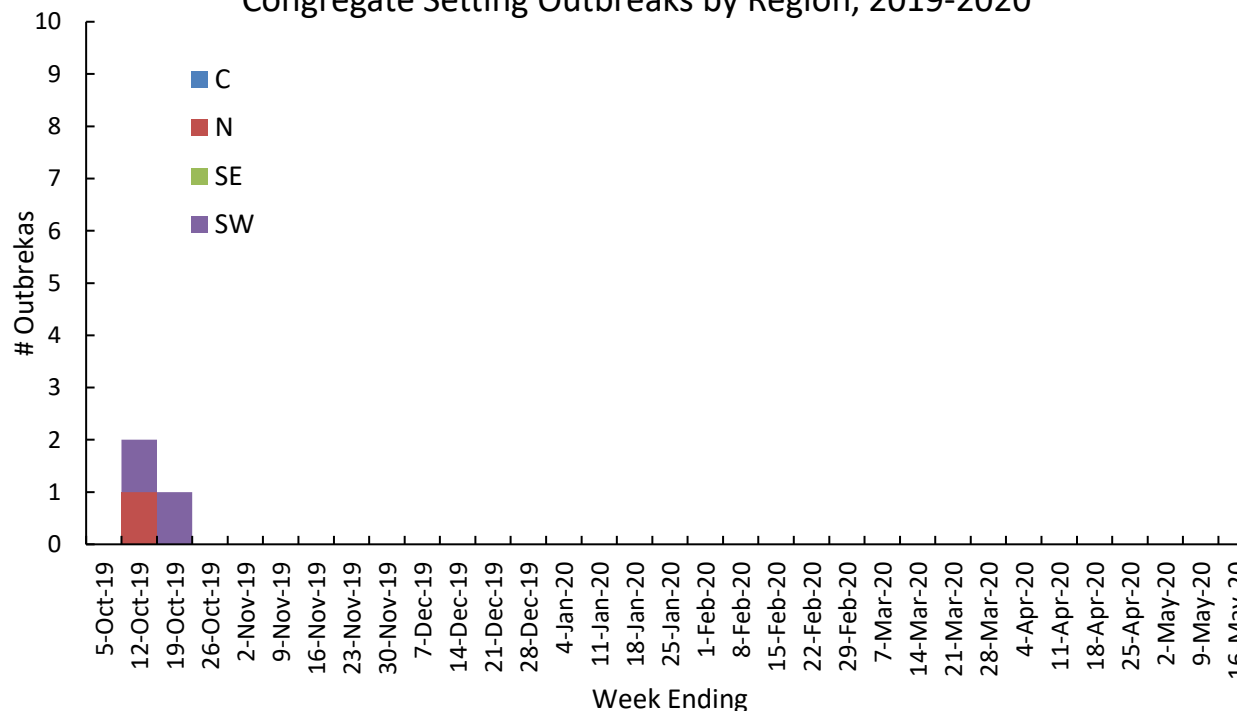
Facility Type	C	N	SE	SW	Total
Schools: K-12 & College	0	0	0	0	0
Long-term Care / Assisted Living Facility	0	1	0	2	3
Healthcare Facility	0	0	0	0	0
Daycare	0	0	0	0	0
Homeless Shelter	0	0	0	0	0
Correctional Facility	0	0	0	0	0
Other	0	0	0	0	0
Total	0	1	0	2	3

Did you know?

Congregate setting outbreaks of viral respiratory illnesses are required to be reported to your local health department? See:

- [Influenza Guidance for Healthcare Providers](#)
- [Guideline for influenza and Respiratory Virus Outbreaks in Long-Term Care Facilities](#)

Congregate Setting Outbreaks by Region, 2019-2020



37% of Americans Do Not Plan to Get a Flu Shot This Season

As we approach the end of National Influenza Vaccination Week, the National Opinion Research Center (NORC) at the University of Chicago revealed results from nationally representative poll on influenza vaccination opinions.

The survey results revealed that 44% of adults have been vaccinated against influenza for the 2019-2020 flu season, but alarmingly 37% have no plans to get vaccinated. An age breakdown of these results can be found in the table below.

The top reasons survey participants indicated for not receiving a flu vaccine include concerns about vaccine side effects, beliefs that the vaccine does not work very well, and beliefs that they never get sick with the flu.

Providers should work with their patients to address these concerns and encourage vaccination for everyone 6 months and older.

Adults' Plans to Receive the Flu Vaccination for 2019-2020 Season

	Have Been Vaccinated	Plan to Get Vaccinated	Do Not Plan to Get Vaccinated	Other
All Ages	44%	18%	37%	1%
18-29 years	35%	22%	39%	4%
30-44 years	36%	16%	47%	1%
45-59 years	34%	18%	46%	2%
60+ years	65%	16%	19%	-

Influenza-Related Articles/News

- [MDHHS- Influenza Vaccine F.A.Q.](#)
- [Continued Rise of Influenza in the U.S.](#)
- [Difficulties in Obtaining Flu Shots for Children](#)
- [Americans Still Plan to Not Get a Flu Shot](#)
- [AAP Encourages Strong Provider Recommendation for Flu Shot](#)
- [Studies Show Flu Vaccines Reduce Risk of Hospitalization and Death](#)
- [Outbreaks Could Lead to Increases in Pro-Vaccine Legislation](#)

Additional Resources

- [MDHHS Influenza Webpage](#)
- [MDHHS Bureau of Laboratories \(BOL\) Webpage and Test Request Forms](#)
- [CDC FluView Weekly Report](#)
- [NFID Flu and Chronic Health Conditions Toolkit](#)
- [CDC Healthcare Professionals Flu Toolkit](#)
- [Immunization Action Coalition: Ask the Experts- Flu](#)

View Michigan Flu Focus Report archives [here](#)

Influenza Vaccine Updates

National Influenza Vaccination Week December 1st-7th 2019

National Influenza Vaccination Week (NIVW), December 1-7, is an awareness week hosted by the Centers for Disease Control and Prevention (CDC) highlighting the importance of influenza vaccination.

NIVW is a great reminder to healthcare providers to **continue vaccinating** their patients **against flu** throughout the holiday season and beyond. **During the 2018-2019 flu season, influenza activity in Michigan did not peak until March** which indicates that there are many opportunities to continue to offer flu vaccine to unvaccinated patients.

CDC has developed an extensive list of tools and campaign resources for NIVW including web tools, videos, communication resources, graphics and more.

Visit www.cdc.gov/flu/nivw for more information. And check out the MDHHS [press release](#) for NIVW.

MDHHS Contributors

Bureau of Epidemiology and Population Health
S. Bidol, MPH, S. Kim, MPH

Bureau of Family Health Services
M. Doebler, MPH

Bureau of Laboratories
B. Robeson, MT, V. Vavricka, MS

For questions or to be added to the distribution list, please contact Sue Kim at KimS2@michigan.gov