



# Michigan Flu Focus

Weekly Influenza Surveillance Report

February 18, 2022

Vol. 19; No. 19

## Week Ending February 12, 2022 | WEEK 6

Editor: Sue Kim

Editor email: [KimS2@michigan.gov](mailto:KimS2@michigan.gov)

*Data provided in this report are preliminary and will be updated as additional data is received*

### Updates of Interest

Sporadic influenza activity continues across the country. CDC estimates that so far this season there have been at least 2.3 million flu illnesses, 22,000 hospitalizations, and 1,300 deaths from flu nationally.

Please see the following link to CDC's FluView report for more details: <https://www.cdc.gov/flu/weekly/>

### Seasonal Flu Vaccination Coverage

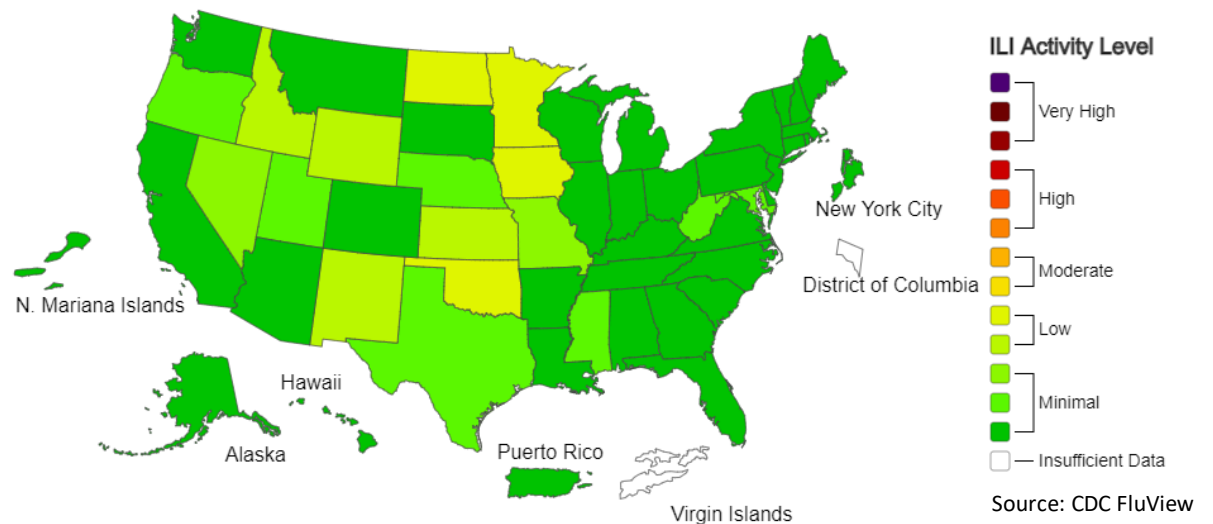
Michigan's goal is to vaccinate **4 million** residents during the 2021-2022 flu season.

As of **February 5, 2022** there have been **3,043,540** doses administered (**78.3%** towards goal) for the 2021-2022 flu season.

Please visit the Flu Vaccination Dashboard at [www.michigan.gov/flu](http://www.michigan.gov/flu) for more info.

### Outpatient Respiratory Illness Activity Map Determined by Data Reported to ILINet

This system monitors visits for respiratory illness that includes fever plus a cough or sore throat, also referred to as ILI, not laboratory confirmed influenza and may capture patient visits due to other respiratory pathogens that cause similar symptoms.  
2021-22 Influenza Season Week 6 ending Feb 12, 2022



Note: This map represents U.S. ILI activity levels reported to ILINet. The display used in past seasons showing Geographic spread of influenza has been suspended for the 2021-2022 influenza season

### Influenza-associated Pediatric Mortality

Nationally, five (5) influenza-associated pediatric deaths have been reported thus far for the 2021-2022 flu season.

No pediatric deaths have been confirmed by MDHHS for the 2021-2022 flu season to date.

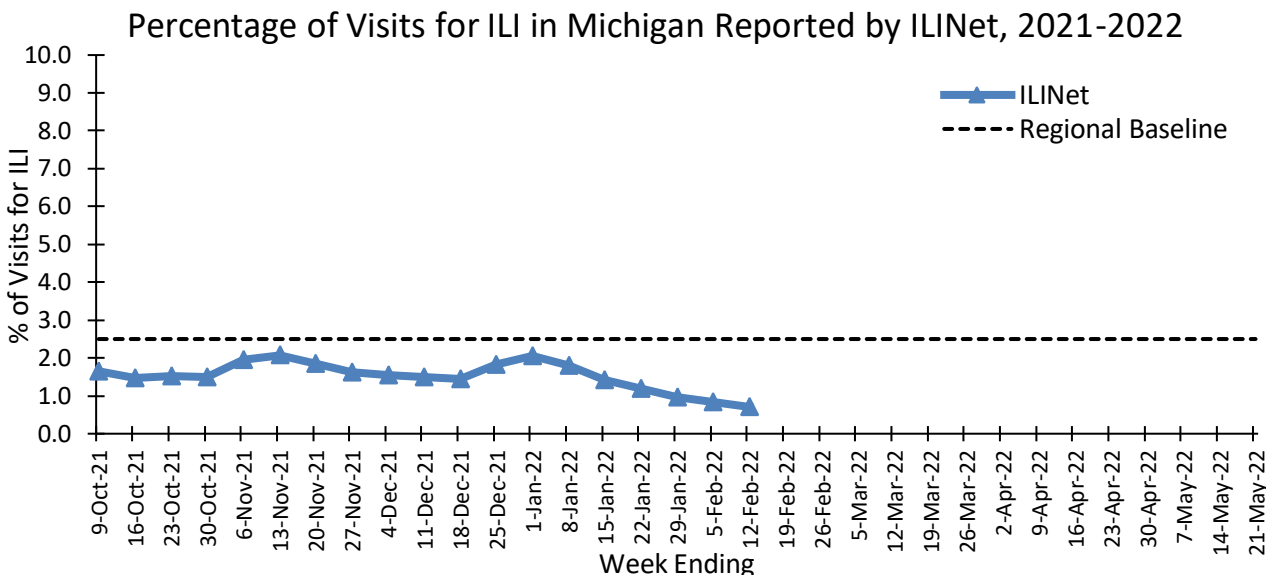
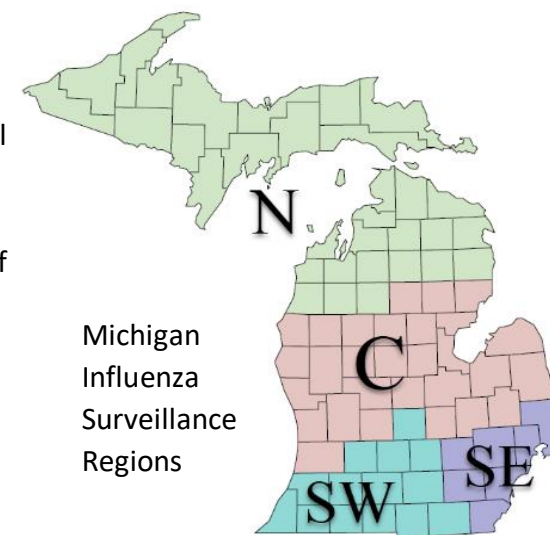
## U.S. Outpatient Influenza-like Illness Surveillance Network (ILINet)

Michigan participates in ILINet, a collaborative effort between the CDC, state and local health departments, and volunteer sentinel clinicians as part of Michigan's influenza surveillance. ILINet provides data on the total number of outpatient visits to health care providers seen for any reason and the number of those patients with influenza-like illness (ILI<sup>‡</sup>). Participating Michigan emergency department and urgent care facilities send syndromic data voluntarily in near real-time to the Electronic Surveillance System for the Early Notification of Community Based Epidemics (ESSENCE). Discharge diagnosis and chief complaint data elements are used to determine whether visits meet the ILI case definition. One-hundred and forty-one (141) Michigan facilities contributing data to ESSENCE were validated and enrolled in ILINet for the 2021-2022 flu season.

<sup>‡</sup>ILI is defined as fever (>100°F) and a cough and/or a sore throat (new definition for the 2021-2022 season).

### Number of Reports and ILI % by Region during this time period:

Region	C	N	SE	SW
No. of Reporters ( <b>150</b> )	51	18	53	28
ILI %	1.0	1.2	0.5	0.6



Note: ILINet monitors visits for ILI (fever and cough and/or sore throat) and may capture patient visits due to other respiratory pathogens that cause similar symptoms.

**Michigan ILI Activity: 0.7%**  
 (Last week: 0.8%)  
 Regional Baseline\*: 2.5%

A total of 479 patient visits due to ILI were reported out of 67,904 outpatient visits for Week 6.

\*Regional baseline is determined by calculating the mean percentage of patient visits due to ILI during non-influenza weeks for the previous three seasons and adding two standard deviations.

**National Surveillance**

In the United States, **1.4%** of outpatient visits were due to ILI (Last week: 1.7%)  
 This is **below** the national baseline of 2.5%

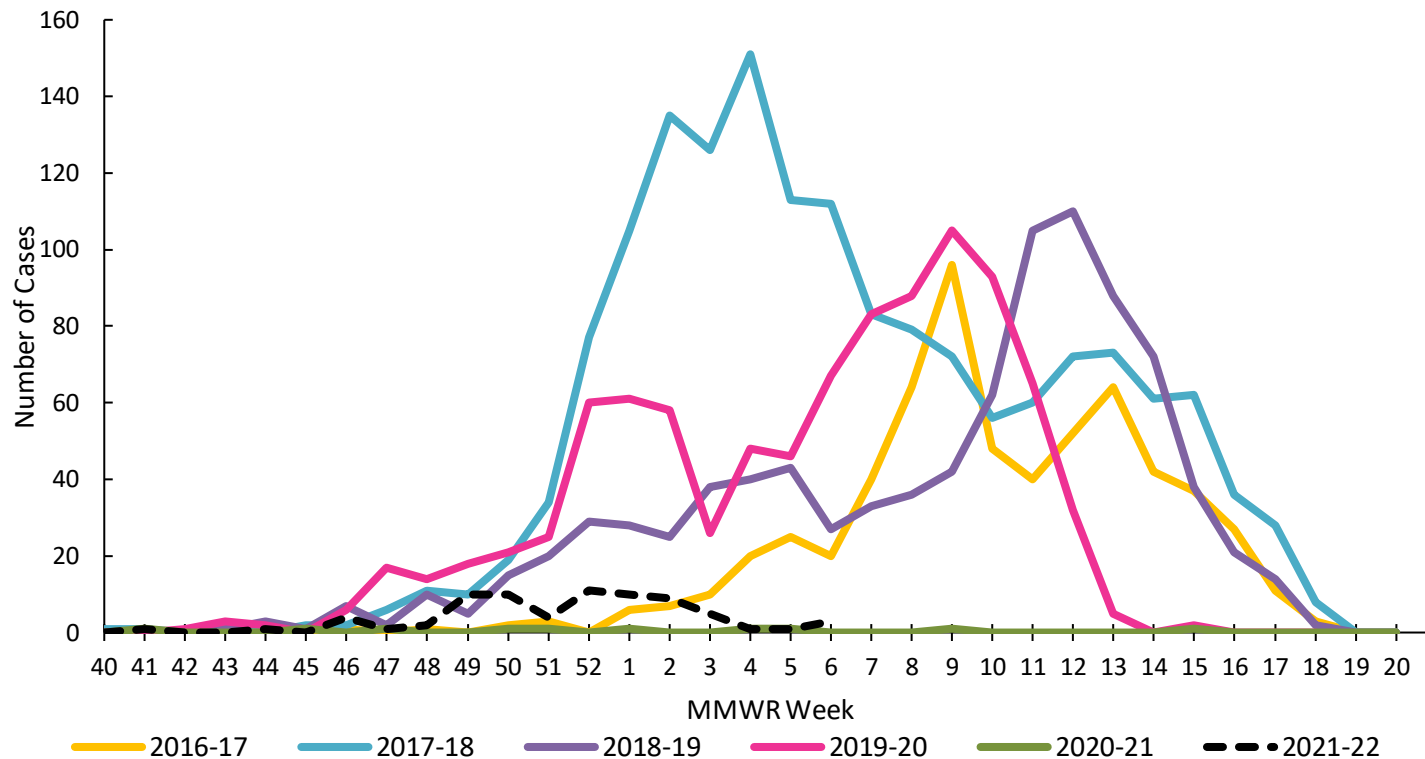
**Become an ILINET provider!**  
 Contact Shelly Doebler at [DoeblerM@michigan.gov](mailto:DoeblerM@michigan.gov)

## Influenza Hospitalization Surveillance Project (IHSP)

The CDC's Influenza Hospitalization Surveillance Network (FluSurv-NET) provides population-based rates of laboratory-confirmed influenza-associated hospitalizations from October 1<sup>st</sup> through April 30<sup>th</sup> each year. Michigan participates as an IHSP state in FluSurv-NET for Clinton, Eaton, Genesee, Ingham, and Washtenaw Counties.

There were 3 (0 pediatric, 3 adult) influenza-associated hospitalizations reported to MDHHS for the IHSP during this time period. Since October 1<sup>st</sup>, 73 (17 pediatric, 56 adult) influenza-associated hospitalizations were reported in the catchment area for the 2021-2022 season.

IHSP Cases, 2016-2017 through 2021-2022



Washtenaw County was added in the 2017-2018 season

## Join the Influenza Sentinel Hospital Network (ISHN)!

What is it? ISHN is a group of hospitals in Michigan that voluntarily report weekly aggregate counts of influenza positive inpatients to assist MDHHS with statewide influenza surveillance.

How it works: As a participating hospital in the ISHN, you would complete a brief Survey Monkey every week containing:

- Number of hospitalizations with a positive influenza test by age group during that time period
- The total number of hospitalizations due to any condition during that time period (if available)

The data you provide will assist public health in recognizing changes in the age or geographic distribution of influenza in this population.

If your facility is interested in participating or would like more information, please contact Sue Kim ([KimS2@michigan.gov](mailto:KimS2@michigan.gov))

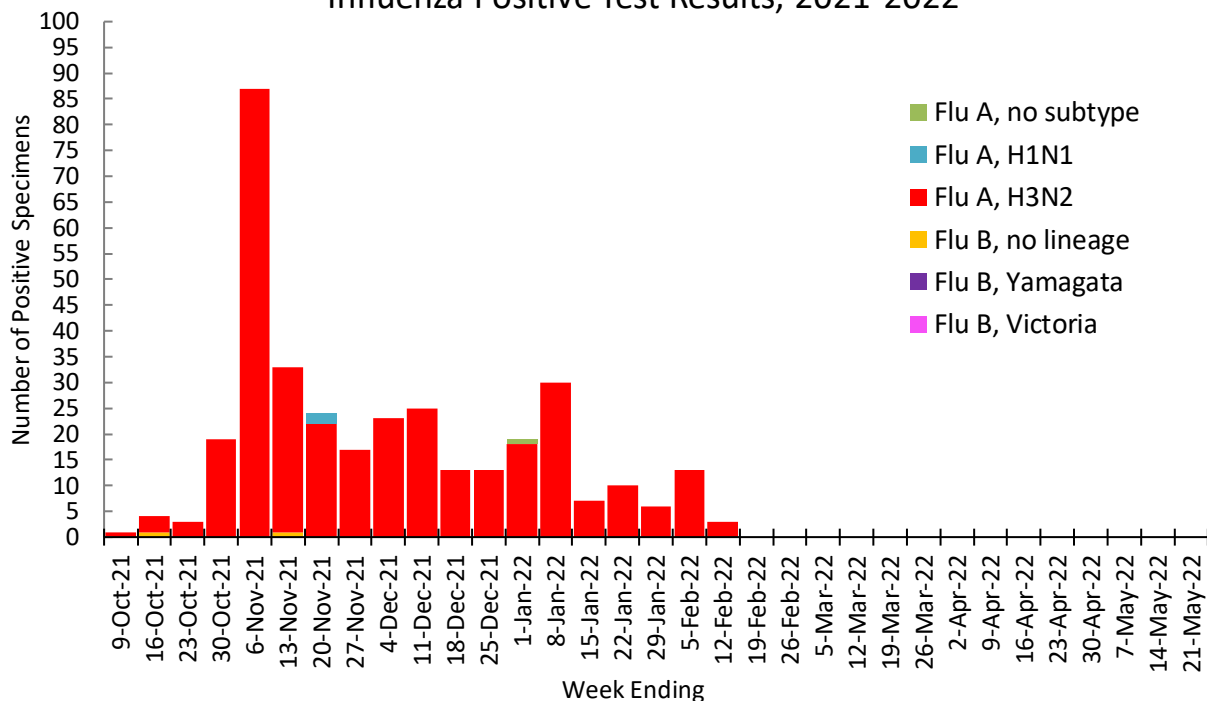
## MDHHS BOL Virology Laboratory Data

There were 3 (3C, 0N, 0SE, 0SW) positive influenza results reported by the MDHHS Bureau of Laboratories (BOL) during this time period. Positive flu results for the 2021-2022 season are summarized below.

# of Positive Influenza Virus Results by Region

	C	N	SE	SW	Total
H1N1	0	0	2	0	2
H3N2	86	21	174	64	345
Infl B	0	0	2	0	2
<b>Total</b>	<b>86</b>	<b>21</b>	<b>178</b>	<b>64</b>	<b>349</b>

Influenza Positive Test Results, 2021-2022



Note: Based on Specimen Collection Date. Flu B lineage data will be reported based on MDHHS BOL testing runs and will be backtracked into this graph

## Michigan Sentinel Clinical Lab Network Respiratory Virus Data

Six (6) sentinel clinical labs (1SE, 1SW, 3C, 1N) reported for the week ending 02/12/2022

SE Region	
Influenza A:	slightly elevated
Influenza B:	no activity
Parainfluenza:	low
RSV:	slightly elevated
Adenovirus:	slightly elevated
hMPV:	slightly elevated
Central Region	
Influenza A:	low – moderate
Influenza B:	sporadic
Parainfluenza:	low
RSV:	sporadic – low
Adenovirus:	low
hMPV:	elevated
SW Region	
Influenza A:	low
Influenza B:	no activity
Parainfluenza:	low
RSV:	low
Adenovirus:	low
hMPV:	sporadic – low
North Region	
Influenza A:	low
Influenza B:	sporadic
Parainfluenza:	sporadic
RSV:	sporadic – low
Adenovirus:	sporadic
hMPV:	sporadic

There were 2 (2C, 0N, 0SE, 0SW) influenza outbreaks reported to MDHHS during this time period. Influenza outbreaks for the 2021-2022 season are summarized below.

**# of Influenza Outbreaks by MI Region**

Facility Type	C	N	SE	SW	Total
Schools: K-12 & College	2	1	1	2	6
Long-term Care / Assisted Living Facility	6	1	0	1	8
Healthcare Facility	0	0	0	0	0
Daycare	0	0	0	0	0
Homeless Shelter	0	0	0	0	0
Correctional Facility	0	0	0	0	0
Other	0	0	0	0	0
<b>Total</b>	<b>8</b>	<b>2</b>	<b>1</b>	<b>3</b>	<b>14</b>

### Did you know?

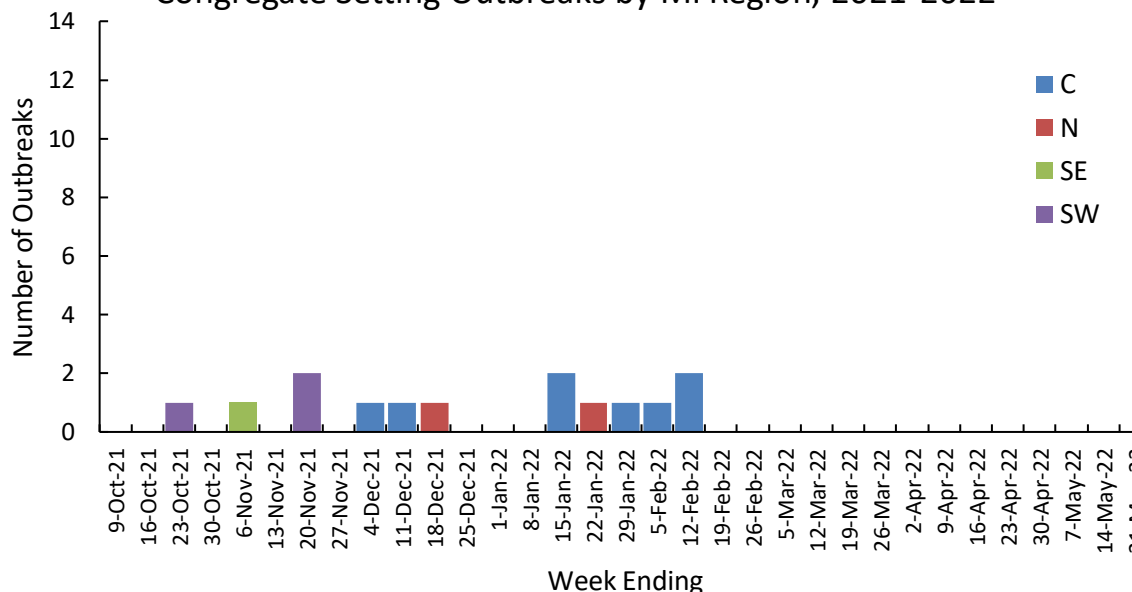
Congregate setting outbreaks of viral respiratory illness are required to be reported to your local health department? See:

- [Influenza Guidance for Healthcare Providers](#)
- [Guideline for influenza and Respiratory Virus Outbreaks in Long-Term Care Facilities](#)

Note: Data are reported on laboratory confirmed influenza outbreaks. For information on outbreaks exclusively associated with COVID-19, please visit the MDHHS Covid-19 webpage located under Additional Resources on the last page. Non-flu, non-COVID outbreaks and ILI outbreaks without confirmatory flu testing are not reported in the table and graph.

**Mixed outbreaks with confirmed flu (including COVID) will be included in the table and graph. There were 0 mixed outbreaks reported during Week 6.**

**Congregate Setting Outbreaks by MI Region, 2021-2022**



## Influenza Vaccine Update CDC Urges Flu Vaccination

As of December 28, 2021, the Centers for Disease Control and Prevention (CDC) released a [statement](#) urging vaccination after recent [FluView Report](#) showing flu activity increasing in the eastern and central parts of the United States.

Most of the flu activity is from emerging group of H3N2 viruses. Currently, infection rates are highest in persons 5 through 24 years old. However, persons aged 25 through 65 years old are seeing increasing infection rates. The FluView report also shows two flu-related deaths in children; the first reported pediatric deaths for the 2021-2022 flu season.

Reported flu related hospitalizations through CDC's 14-state surveillance system [FluSurvNET](#) for the 2021-2022 flu season have increased to 405 flu hospitalizations compared to 232 flu hospitalizations for the 2020-2021 flu season for the same time of year.

HHS-Protect Hospitalization Surveillance, a nationwide surveillance system for hospitalizations, shows hospital admissions for those infected with the flu increased to 1,265 persons hospitalized in the past week compared to 1,058 persons hospitalized in the previous week.

Flu vaccines in the United States for the 2021-2022 flu season are designated to protect against four different flu viruses, A(H1N1), A(H3N2), and two flu B viruses. Flu activity from season to season can vary, but most commonly peaks in February and lasts until May.

Early [data](#) suggests the number of people who have been vaccinated for influenza in the 2021-2022 flu season is down, especially for certain higher risk groups (pregnant people and children).

Everyone 6 months and older is recommended an annual influenza vaccination. Find where to get a flu vaccine at [www.vaccines.gov](http://www.vaccines.gov).

## Influenza News Blast

- [World Health Organization \(WHO\) Influenza Update](#)
- [Mandatory Influenza Vaccination for Healthcare Personnel Honor Roll](#)
- [Flu and Tdap Vaccination Coverage Among Pregnant Women – United States, April 2021](#)
- [CDC Program Engages Partners to Promote Vaccine Equity Among Racial and Ethnic Minority Groups](#)
- [Pediatric Flu Deaths During 2019-2020 Reach New High](#)
- [CDC 2021-2022 Flu Vaccination Campaign Kickoff](#)
- [Study: Identifies Racial and Ethnic Disparities in Severe Flu Outcomes](#)

## Additional Resources

- [MDHHS Influenza Webpage](#)
- [Influenza Surveillance in Michigan](#)
- [MDHHS Bureau of Laboratories \(BOL\) Webpage and Test Request Forms](#)
- [MDHHS COVID-19 Outbreak Reporting](#)
- [CDC FluView Weekly Report](#)
- [CDC Healthcare Professionals Flu Toolkit](#)
- [Immunization Action Coalition: Ask the Experts - Flu](#)

View Michigan Flu Focus Report archives [here](#).

## Influenza Burden Estimates

The Centers for Disease Control and Prevention (CDC) have released [preliminary in-season burden estimates](#) for the 2021-2022 flu season.

CDC estimates that, from **October 1, 2021 through February 12, 2022** there have been:

- **2.3 million – 3.8 million** flu illnesses
- **1.1 million – 1.7 million** flu medical visits
- **22,000 – 45,000** flu hospitalizations
- **1,300 – 3,700** flu deaths

Note: CDC was not able to calculate the cumulative burden of flu for the 2020-2021 flu season, due to historically low numbers of flu.

More information on the 2020-2021 flu season burden estimates is available [here](#).

## MDHHS Contributors

### Bureau of Infectious Disease Prevention

S. Bidol, MPH, M. Doebler, MPH, S. Kim, MPH, M. Laski, BS

### Bureau of Laboratories

B. Robeson, MT, V. Vavricka, MS

To be added to the distribution list, please contact  
Sue Kim at [KimS2@michigan.gov](mailto:KimS2@michigan.gov)