



Michigan Flu Focus

Weekly Influenza Surveillance Report



Editor: Sue Kim, MPH

Editor Email: KimS2@michigan.gov

March 6, 2020

Vol. 17; No. 22

Week Ending February 29, 2020 | WEEK 9

Michigan Influenza Activity
No Activity
Sporadic
Local
Regional
<u>Widespread</u>

*Clicking on the current activity level will direct you to the CDC webpage defining each activity level for the geographic spread of influenza

Weekly Influenza Activity Estimates Reported by State & Territorial Epidemiologists*

Week ending February 29, 2020 - Week 9



Updates of Interest

The WHO has recently announced the influenza virus vaccine recommendations for 2020-2021. Please see the following link on the WHO's *Recommended composition of influenza virus vaccines for use in the 2020—2021 northern hemisphere influenza season*.

https://www.who.int/influenza/vaccines/virus/recommendations/2020-21_north/en/

Influenza-associated Pediatric Mortality

Nationally, 136 influenza-associated pediatric deaths have been reported thus far for the 2019-2020 flu season. Four (4) pediatric influenza (B) deaths have been confirmed by MDHHS during this season.

U.S. Outpatient Influenza-like Illness Surveillance Network (ILINet)

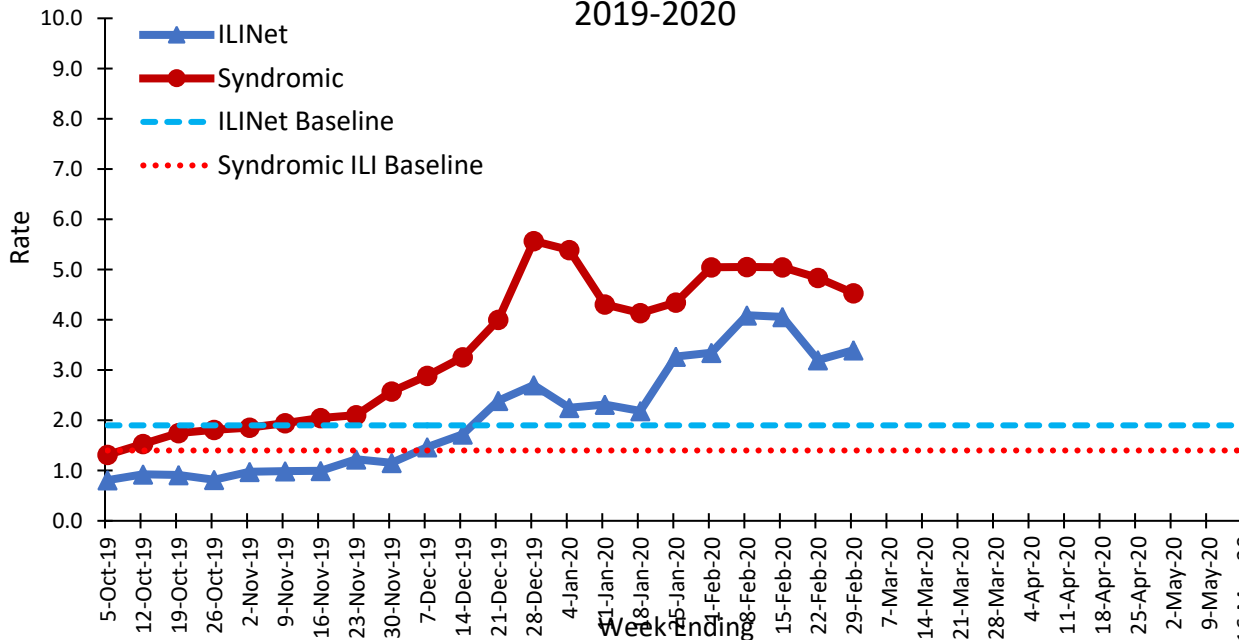
Michigan participates in ILINet, a collaborative effort between the CDC, state and local health departments, and volunteer sentinel clinicians as part of Michigan’s influenza surveillance. ILINet provides data on the total number outpatient visits to health care providers seen for any reason and the number of those patients with influenza-like illness (ILI). For this system, ILI is defined as fever (temperature of 100°F [37.8°C] or greater) and a cough and/or a sore throat without a known cause other than influenza.

Number of Reports and ILI % by Region in Michigan during this time period:

Region	C	N	SE	SW
No. of Reporters Total (28)	9	5	7	7
ILI %	1.8	3.0	5.1	4.9

Data is provisional and may change as additional reports are received.

Michigan Statewide ILINet and Syndromic Surveillance, 2019-2020



Michigan ILI Activity

3.4%
(Last week: 3.2%)
Regional Baseline*: 1.9%

A total of 312 patient visits due to ILI were reported out of 9,184 office visits during this period.

*Regional baseline is determined by calculating the mean percentage of patient visits due to ILI during non-influenza weeks for the previous three seasons and adding two standard deviations

National Surveillance

In the United States, **5.3%** of outpatient visits were due to ILI. (Last week: 5.5%)
This is **above** the national baseline of 2.4%

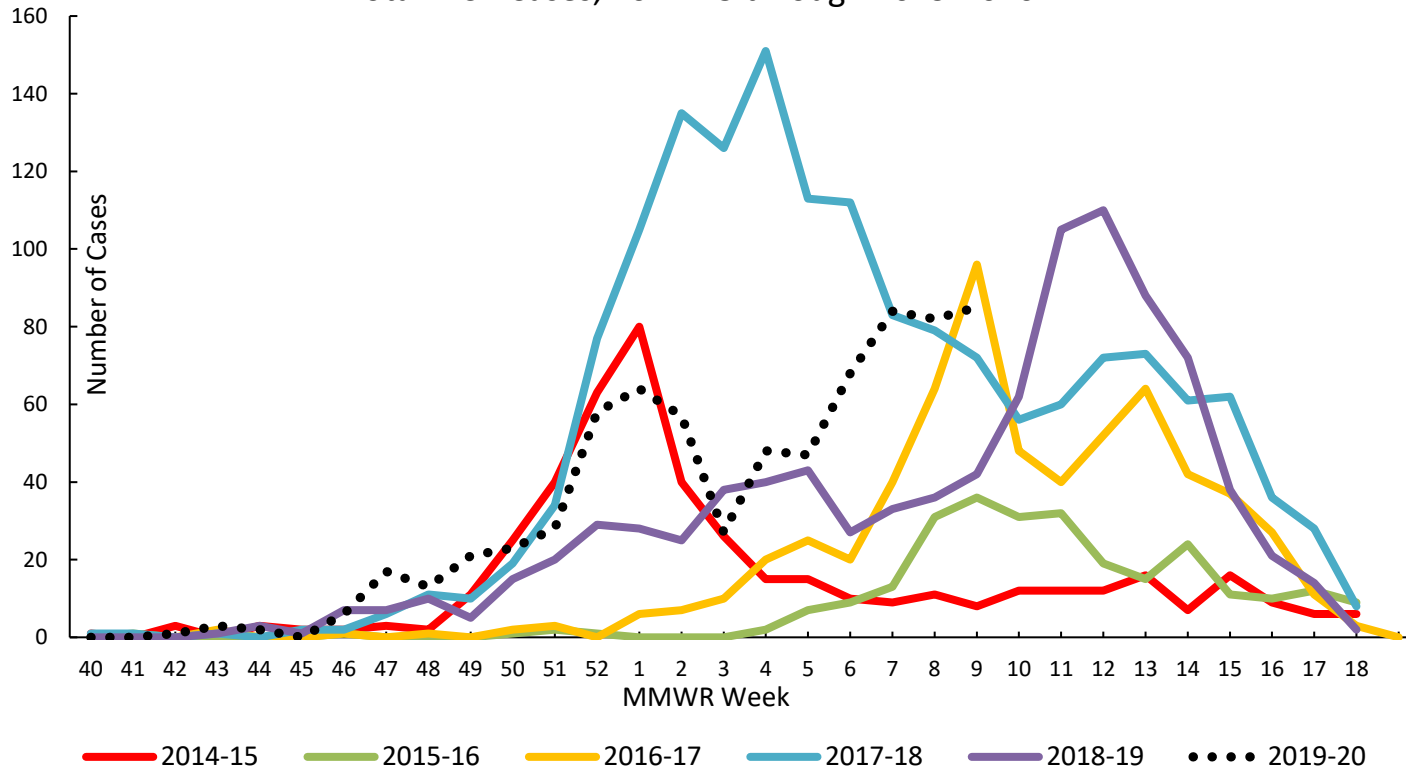
Become an ILINET provider!
Contact Shelly Doebler at DoeblerM@michigan.gov

Influenza Hospitalization Surveillance Project (IHSP)

The CDC's Influenza Hospitalization Surveillance Network (FluSurv-NET) provides population-based rates of laboratory-confirmed influenza-associated hospitalizations from October 1st through April 30th each year. Michigan participates as an IHSP state in FluSurv-NET for Clinton, Eaton, Genesee, Ingham, and Washtenaw Counties.

There were **85** (5 pediatric, 80 adult) influenza-associated hospitalizations reported to MDHHS for the IHSP during this time period. Since October 1st, **734 (121 pediatric, 613 adult)** influenza-related hospitalizations were reported in the catchment area for the 2019-2020 season.

Total IHSP Cases, 2014-15 through 2019-2020



Washtenaw County was added in the 2017-2018 season

Join the Influenza Sentinel Hospital Network (ISHN)!

What is it? ISHN is a group of hospitals in Michigan that voluntarily report weekly aggregate counts of influenza positive inpatients to assist MDHHS with statewide flu surveillance

How it works: As a participating hospital in the ISHN, you would complete a brief Survey Monkey every week containing:

- Number of hospitalizations with a positive influenza test by age group during that time period
- The total number of hospitalizations due to any condition during that time period (if available)

The data you provide is aggregated by region and can assist providers and public health in recognizing changes in the age or geographic distribution of flu in this population.

If your facility is interested in participating or would like more details, please contact Sue Kim (KimS2@michigan.gov)

Laboratory (Virologic) Surveillance

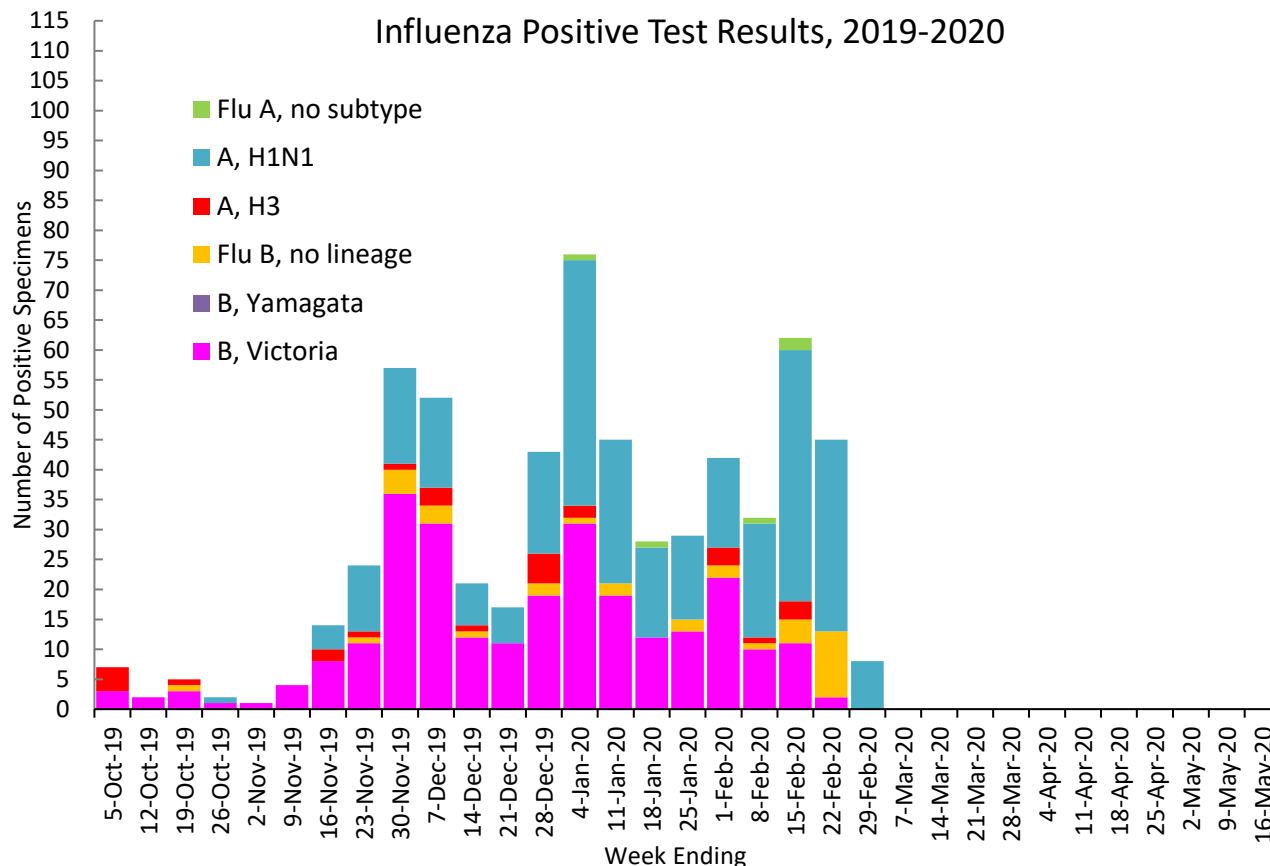
Week Ending Feb 29, 2020

There were **45** new positive influenza results (33C, 0N, 2SE, 10SW) reported by the MDHHS Bureau of Laboratories (BOL) during this time period.

of Positive Respiratory Virus Results by Region

	C	N	SE	SW	Total
H1N1	117	26	43	101	287
H3N2	5	0	12	10	27
Infl B	107	6	64	120	297
Total	229	32	119	231	611

Data is provisional and may change as additional results are reported.



Note: Flu B subtyping will be reported based on MDHHS BOL testing runs and will be backtracked into this graph
 Latest MDHHS BOL Flu B lineage determination run: *February 28, 2020*

Michigan Sentinel Clinical Lab Network Respiratory Virus Data

Thirteen (13) sentinel clinical labs (3SE, 1SW, 6C, 3N) reported during this week

SE Region	
Influenza A:	high – very high; variable
Influenza B:	moderate – high; decreasing
Parainfluenza:	low
RSV:	moderate; decreasing
Adenovirus:	slightly elevated
hMPV:	elevated
Central Region	
Influenza A:	moderate; variable
Influenza B:	moderate; decreasing
Parainfluenza:	sporadic – low
RSV:	low–slightly elevated; decreasing
Adenovirus:	low
hMPV:	low – slightly elevated
SW Region	
Influenza A:	high; increasing
Influenza B:	moderate; decreasing
Parainfluenza:	sporadic
RSV:	slightly elevated; decreasing
Adenovirus:	low
hMPV:	slightly elevated
North Region	
Influenza A:	elevated; some increases
Influenza B:	elevated; decreasing
Parainfluenza:	sporadic
RSV:	low to slightly elevated
Adenovirus:	sporadic – low
hMPV:	sporadic – low

There were **7** new respiratory outbreaks (7C, 0N, 0SE, 0SW) reported to MDHHS during this time period. Respiratory outbreaks for the 2019-2020 season are listed in the table below.

of Congregate Setting Outbreaks by Region

Facility Type	C	N	SE	SW	Total
Schools: K-12 & College	1	8	1	7	17
Long-term Care / Assisted Living Facility	18	5	8	18	49
Healthcare Facility	1	0	3	0	4
Daycare	0	0	0	0	0
Homeless Shelter	1	0	1	0	2
Correctional Facility	1	2	0	2	5
Other	0	0	0	0	0
Total	22	15	13	27	77

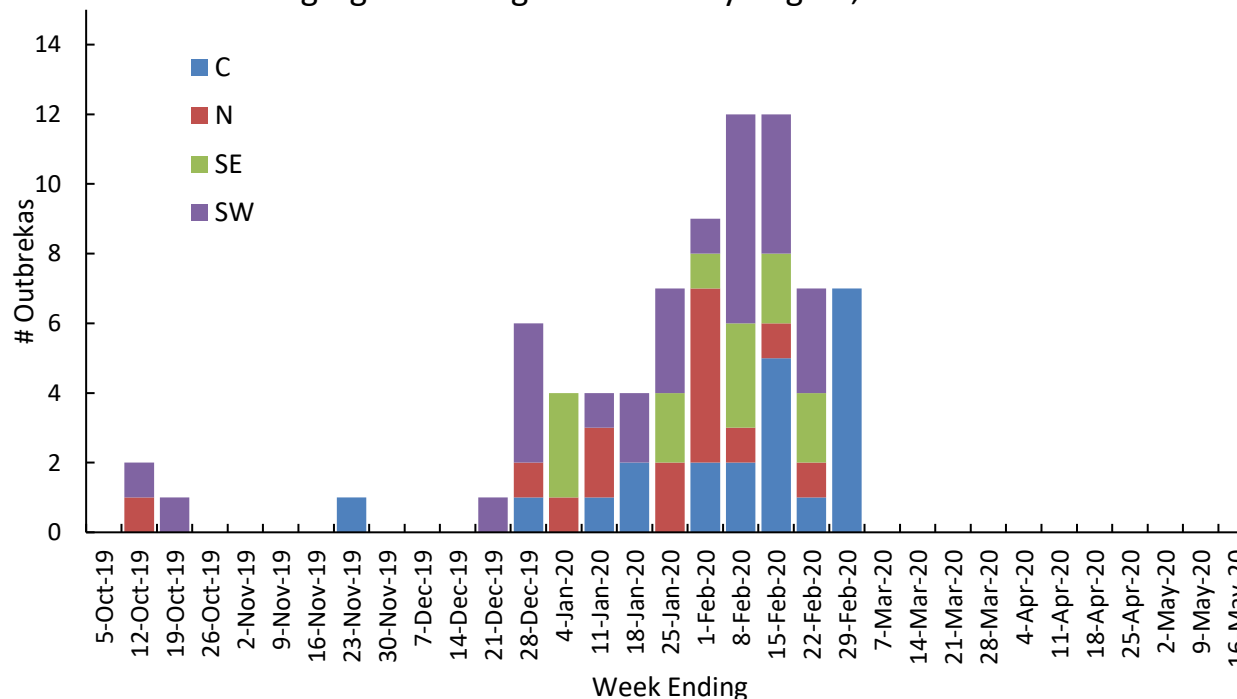
Did you know?

Congregate setting outbreaks of viral respiratory illnesses are required to be reported to your local health department? See:

- [Influenza Guidance for Healthcare Providers](#)
- [Guideline for influenza and Respiratory Virus Outbreaks in Long-Term Care Facilities](#)

Duplicates were reported for Week 8. Table and graph have been corrected.

Congregate Setting Outbreaks by Region, 2019-2020



Influenza Vaccine Updates

Interim Estimates of 2019-2020 Seasonal Flu Vaccine Effectiveness

On February 20, 2020, CDC issued interim vaccine effectiveness estimates for the 2019-2020 flu season in an [MMWR](#). These estimates describe data from 4,112 children and adults enrolled in the U.S Influenza Vaccine Effectiveness Network through January 25, 2020.

Key Findings

- Overall VE against **any influenza virus: 45%** (95% CI = 36%-53%)
- VE against influenza **B/Victoria viruses: 50%** (95% CI = 39%-59%)
- VE against influenza **A/H1N1 viruses: 37%** (95% CI = 19%-52%)
- Among children aged **6 months through 17 years VE: 55%** (95% CI = 42%-65%)

These estimates are consistent with flu VE from previous seasons when flu vaccine viruses were similar to circulating flu viruses.

Vaccination effort should continue because significant flu activity is expected to persist for weeks.

It is especially important that **children aged 6 months through 8 years** who are recommended to receive their second dose of flu vaccine for this season **get the second dose**. Currently in Michigan as of December 31, 2019, our 2-dose flu coverage for children who are recommended to receive 2 doses of flu vaccine this season is only **5.6%**. Check out this [useful tool](#) for more information about 2-dose flu recommendations.

Influenza News Blast

- [NEW STUDY: Improving Influenza Vaccination in Children with Asthma](#)
- [NEW STUDY: Influenza VE in Children](#)
- [Global Flu Surveillance Update](#)
- [Relative Effectiveness of Flu Vaccines in Seniors](#)
- [FDA Approves Quadrivalent Adjuvanted Flu Vaccine for Seniors](#)
- [NEW Study: Influenza Vaccine During Pregnancy and 6-month Infant Development](#)
- [Immunization Schedules, 2020](#)

Additional Resources

- [MDHHS Influenza Webpage](#)
- [MDHHS Bureau of Laboratories \(BOL\) Webpage and Test Request Forms](#)
- [CDC FluView Weekly Report](#)
- [NFID Flu and Chronic Health Conditions Toolkit](#)
- [CDC Healthcare Professionals Flu Toolkit](#)
- [Immunization Action Coalition: Ask the Experts- Flu](#)
- [MDHHS- Influenza Vaccine F.A.Q.](#)
View Michigan Flu Focus Report archives [here](#)

Influenza Burden Estimates

The Centers for Disease Control and Prevention (CDC) have once again begun to release [preliminary burden estimates](#) for the 2019-2020 influenza season.

Between October 1, 2019 through February 29, 2020 it is estimated that there have been:

- **34 million – 49 million flu illnesses**
- **16 million – 23 million flu medical visits**
- **350,000 – 620,000 flu hospitalizations**
- **20,000 – 52,000 flu deaths**

Additionally, there have been 136 confirmed flu-associated pediatric deaths for the 2019-2020 flu season.

Influenza activity continues to be elevated throughout the country. Check out [CDC's Weekly Influenza Surveillance Report](#) for more information.

Remember: It is not too late to get vaccinated! Get your flu shot!

MDHHS Contributors

Bureau of Epidemiology and Population Health
S. Bidol, MPH, S. Kim, MPH

Bureau of Family Health Services
M. Doebler, MPH

Bureau of Laboratories
B. Robeson, MT, V. Vavricka, MS

For questions or to be added to the distribution list, please contact Sue Kim at KimS2@michigan.gov