



Michigan Flu Focus

Weekly Influenza Surveillance Report



Editor: Seth Eckel, MPH
Co-Editor: Sue Kim, MPH

Editor Email: EckelS1@michigan.gov

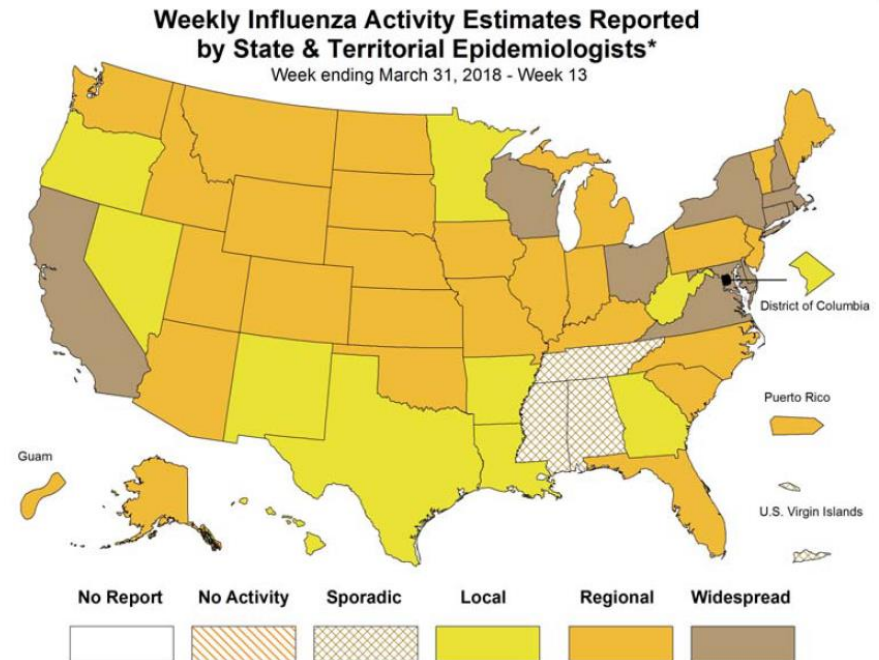
April 6, 2018

Vol. 15; No. 25

Week Ending March 31, 2018 | WEEK 13

Michigan Influenza Activity
No Activity
Sporadic
Local
<u>Regional</u>
Widespread

*Clicking on the current activity level will direct you to the CDC webpage defining each activity level for the geographic spread of influenza



Updates of Interest

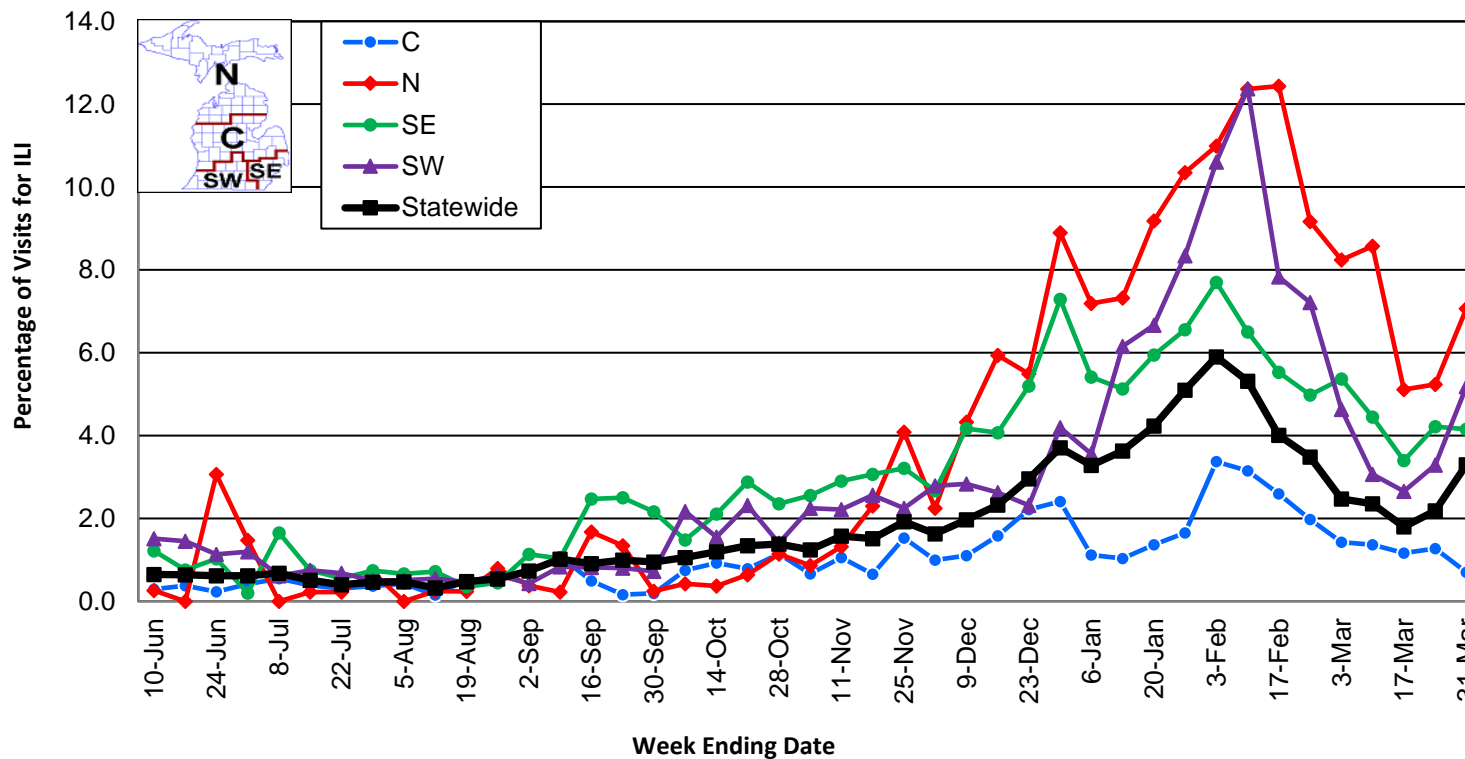
Influenza activity appears to be decreasing in most counties in the northern hemisphere except in Eastern Europe, where activity continues to increase.
Click [here](#) for more details from WHO.

Influenza-associated Pediatric Mortality
To date, two (2) pediatric influenza deaths (A/H3) have been confirmed by MDHHS for the 2017-2018 flu season. Nationally, one hundred forty-two (142) influenza-associated pediatric deaths have been reported thus far for the 2017-2018 flu season.

- Number of reports by region: 30 total [C(8), N(2), SE(14), SW(6)]
- Proportion of visits due to ILI: ↑ 3.3 % (regional baseline*: 1.8%)
- A total of 270 patient visits due to ILI were reported out of 8,183 office visits

*Regional baseline is developed by calculating the mean percentage of patient visits for ILI during non-influenza weeks for the previous three seasons and adding two standard deviations.

Percentage of Visits for Influenza-like Illness (ILI)
Reported by Sentinel Providers, Statewide and Regions
2016-17 and 2017-18 Flu Seasons



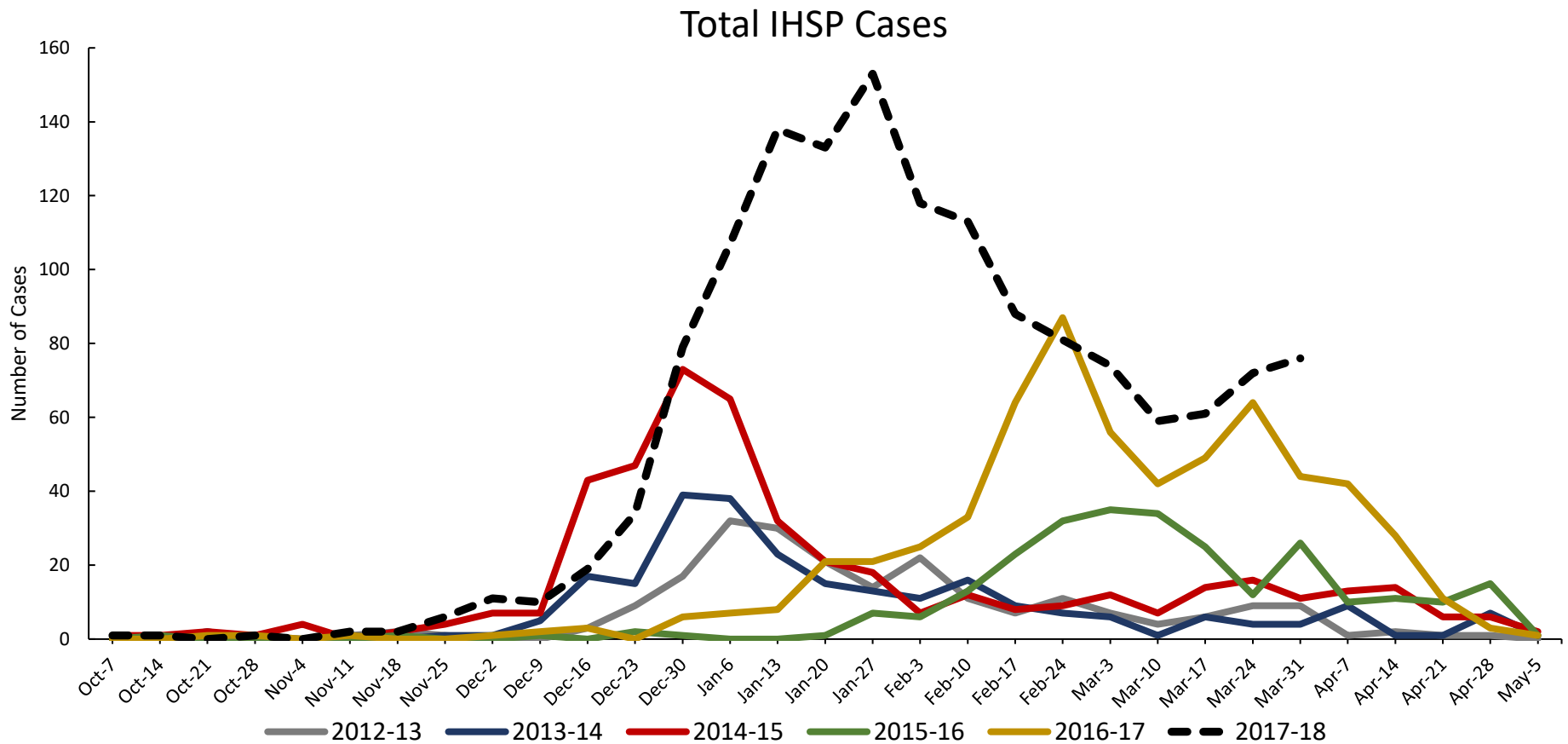
Become a Sentinel Provider! Contact:
EckelS1@michigan.gov

National Surveillance

In the United States, 2.4% of outpatient visits were due to influenza-like illness, which is above the national baseline of 2.2%.

Influenza Hospitalization Surveillance Project

The CDC Influenza Hospitalization Surveillance Project (IHSP) provides population-based rates of hospitalization due to severe influenza-related illness through active surveillance and chart review of lab-confirmed cases from Oct. 1, 2017 until Apr. 30, 2018, for Clinton, Eaton, Ingham, Genesee, and Washtenaw counties. Since Oct. 1, there have been a total of **1,439 (136 pediatric, 1,303 adult)** influenza-related hospitalizations reported in the catchment area for the 2017-2018 season.

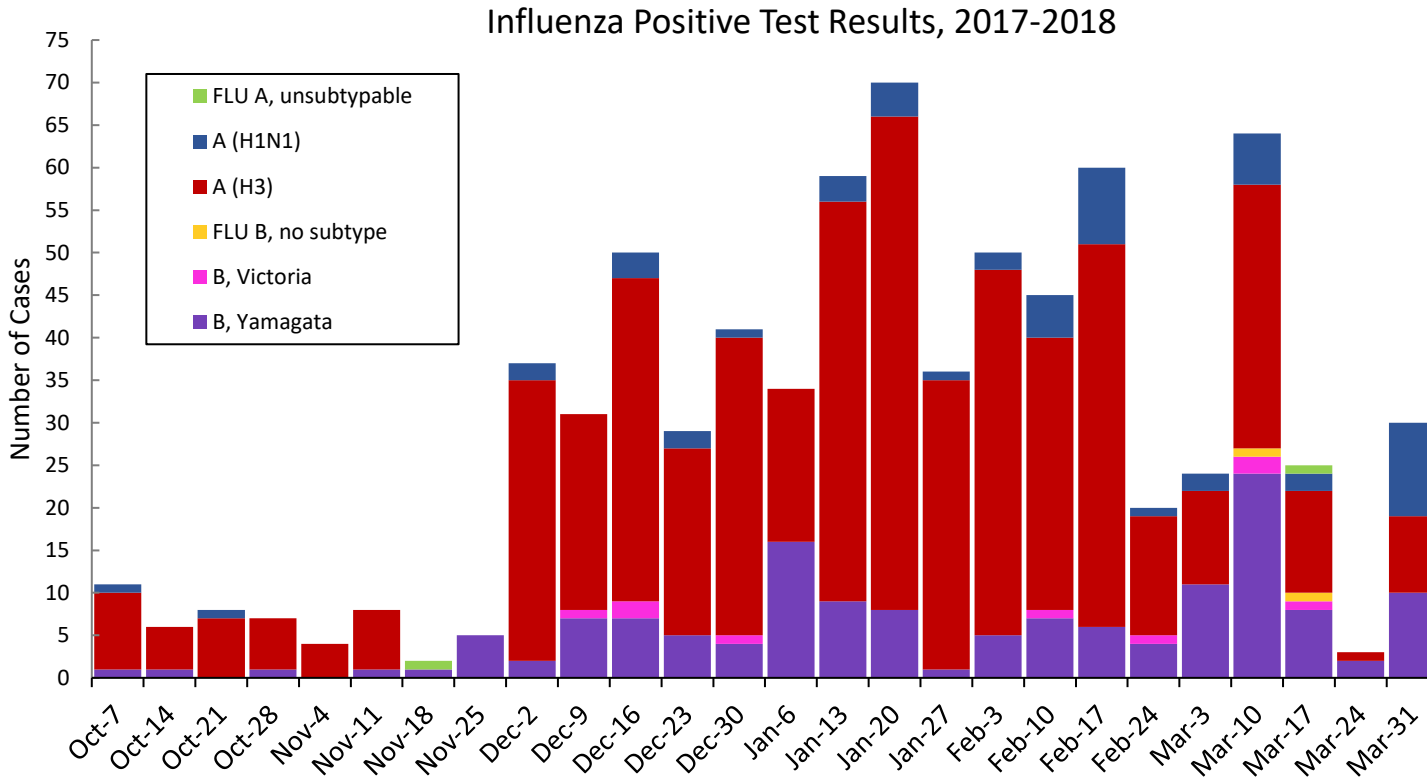


Genesee County was added in 2012-2013

Washtenaw County was added in 2017-2018

MDHHS Bureau of Laboratories reported 15 new positive influenza (11C, 0N, 3SE, 1SW).

Respiratory Virus	# Positive Respiratory Virus Results by Region				Overall Total
	C	N	SE	SW	
2009 A/H1N1pdm	12	4	20	16	52
Influenza A/H3	209	41	102	207	559
Influenza B	42	15	42	61	160
Total	263	60	164	284	771



*Based on STARLIMS MDHHS BOL Testing Portal

Note: Flu B subtyping will be reported based on MDHHS BOL testing runs (roughly each month) and will be backtracked into this graph

Most recent MDHHS BOL Flu B subtyping run: **April 4, 2018**.

Michigan Sentinel Clinical Lab Respiratory Virus Data

Ten (10) sentinel clinical labs (2SE, 2SW, 6C, 0N) reported during this week.

SE Region

- Influenza A: elevated; decreased from previous week
- Influenza B: elevated; variable with some increases
- Parainfluenza: low
- RSV: modestly elevated; steady
- Adenovirus: low
- hMPV: modestly elevated; slightly lower than previous week

Central Region

- Influenza A: elevated; steady or decreasing
- Influenza B: elevated; variable with some small increases
- Parainfluenza: low/sporadic
- RSV: low or modestly elevated; variable with some small increases
- Adenovirus: low
- hMPV: low or slightly elevated

SW Region

- Influenza A: modestly elevated; steady
- Influenza B: moderately elevated; steady or increasing; predominant
- Parainfluenza: low
- RSV: modestly elevated; steady
- Adenovirus: low
- hMPV: low or slightly elevated; steady

North Region

- No data available

There were 8 (0N, 2C, 3SE, 3SW) new respiratory viral outbreaks reported to MDHHS during this time period. Respiratory outbreaks for the 2017-2018 season are listed in the table below.

Facility Type	C	N	SE	SW	Total	2015-2016 Total	2016-2017 Total
Schools: K-12 & College	9		2	3	14	10	25
Long-term Care / Assisted Living Facility	89	10	58	63	220	60	138
Healthcare Facility	2		1		3	11	23
Daycare	2			2	4	2	3
Homeless Shelter						0	1
Correctional Facility	1	4	1	4	10	2	2
Other						2	3
Total	103	14	62	72	251	87	195

Did you know?

Congregate setting outbreaks of viral respiratory illnesses are required to be reported to your local health department? See:

- [Influenza Guidance for Healthcare Providers](#)
- [Guideline for influenza and Respiratory Virus Outbreaks in Long-Term Care Facilities](#)

FluBytes

- [New Studies Describe Link Between Parotitis and Influenza](#)
- [Open Philanthropy Project Awards \\$11.3 Million to Institute for Protein Design at UW Medicine; Seeking Universal Flu Vaccine](#)

MDHHS Contributors

Bureau of Family Health Services -

Bureau of Epidemiology and Population Health –
S. Bidol, MPH, S. Eckel, MPH, S. Kim, MPH, M. Ladisky

Bureau of Labs – B. Robeson, MT, V. Vavricka, MS

For questions or to be added to the distribution list, please contact Seth Eckel at EckelS1@michigan.gov