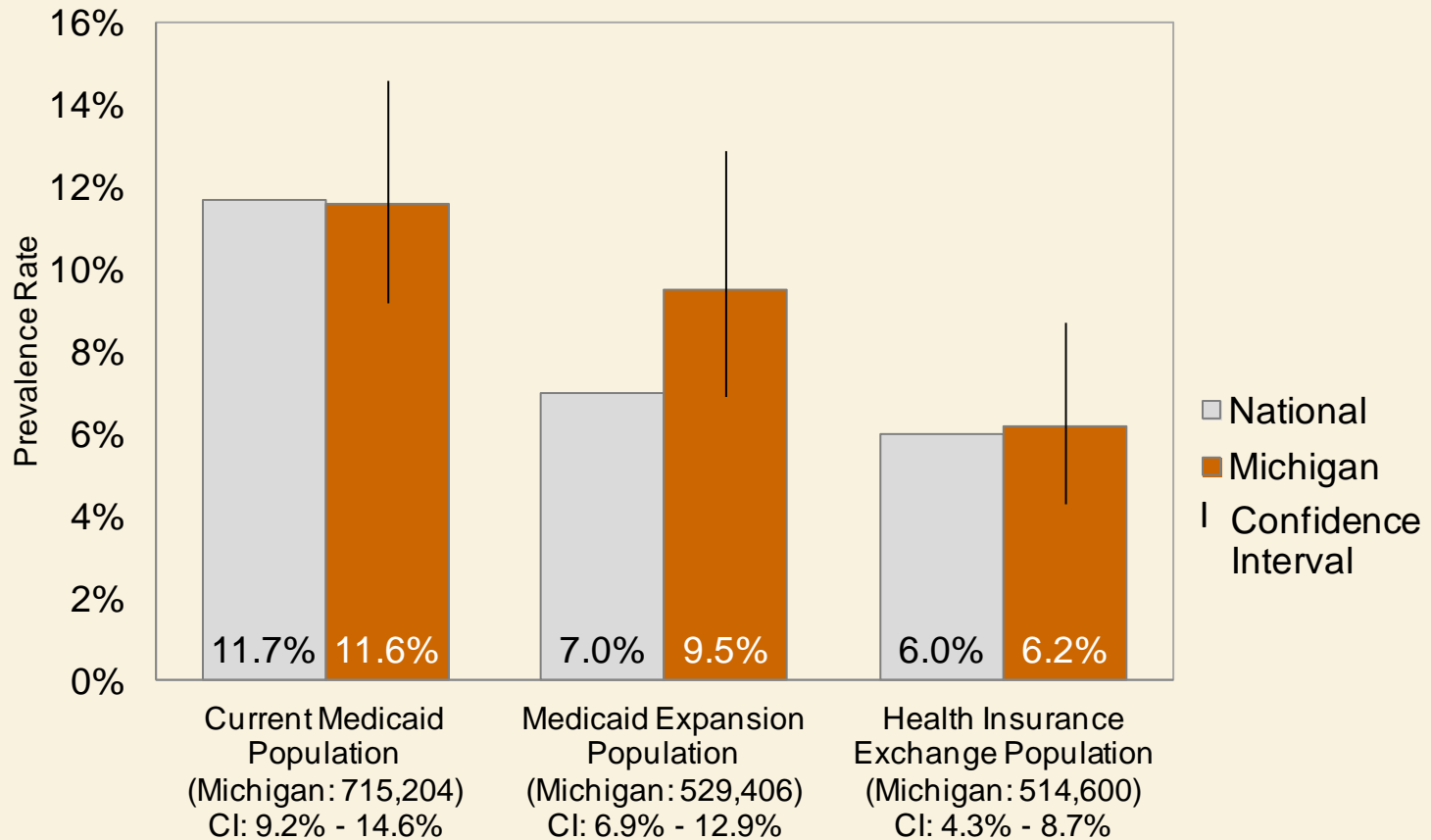


Data Sources

- **National Survey of Drug Use and Health**
 - Sponsored by SAMHSA
 - National and state estimates on prevalence of behavioral health conditions and treatment
 - 2008 – 2010 data
 - 70,000 interviews per year
- **American Community Survey from Census**

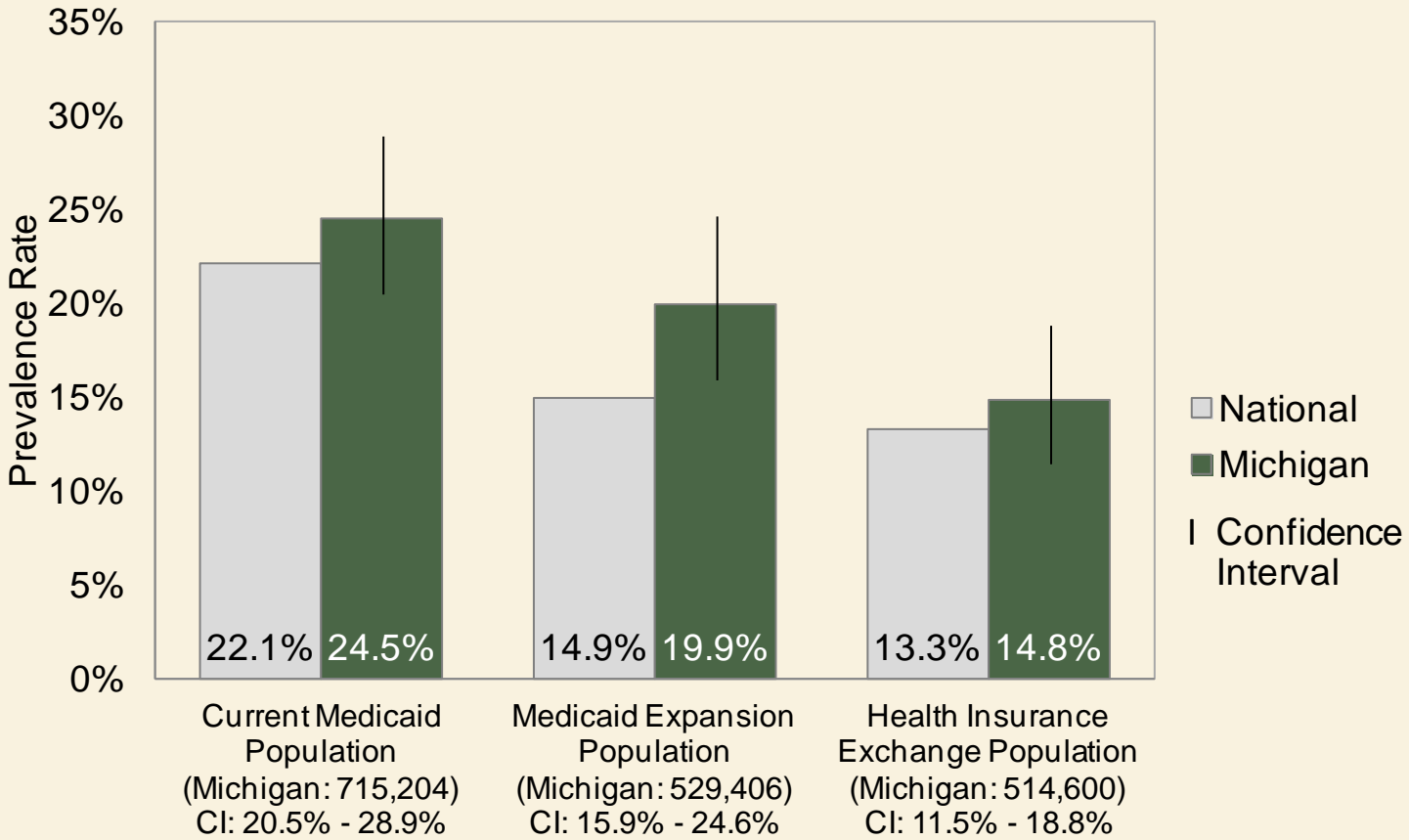
Prevalence of Serious Mental Illness Among Adults Ages 18 – 64 by Current Medicaid Status and Eligibility for Medicaid Expansion or Health Insurance Exchanges: Michigan, US



CI = Confidence Interval

Sources: 2008 – 2010 National Survey of Drug Use and Health
2010 American Community Survey

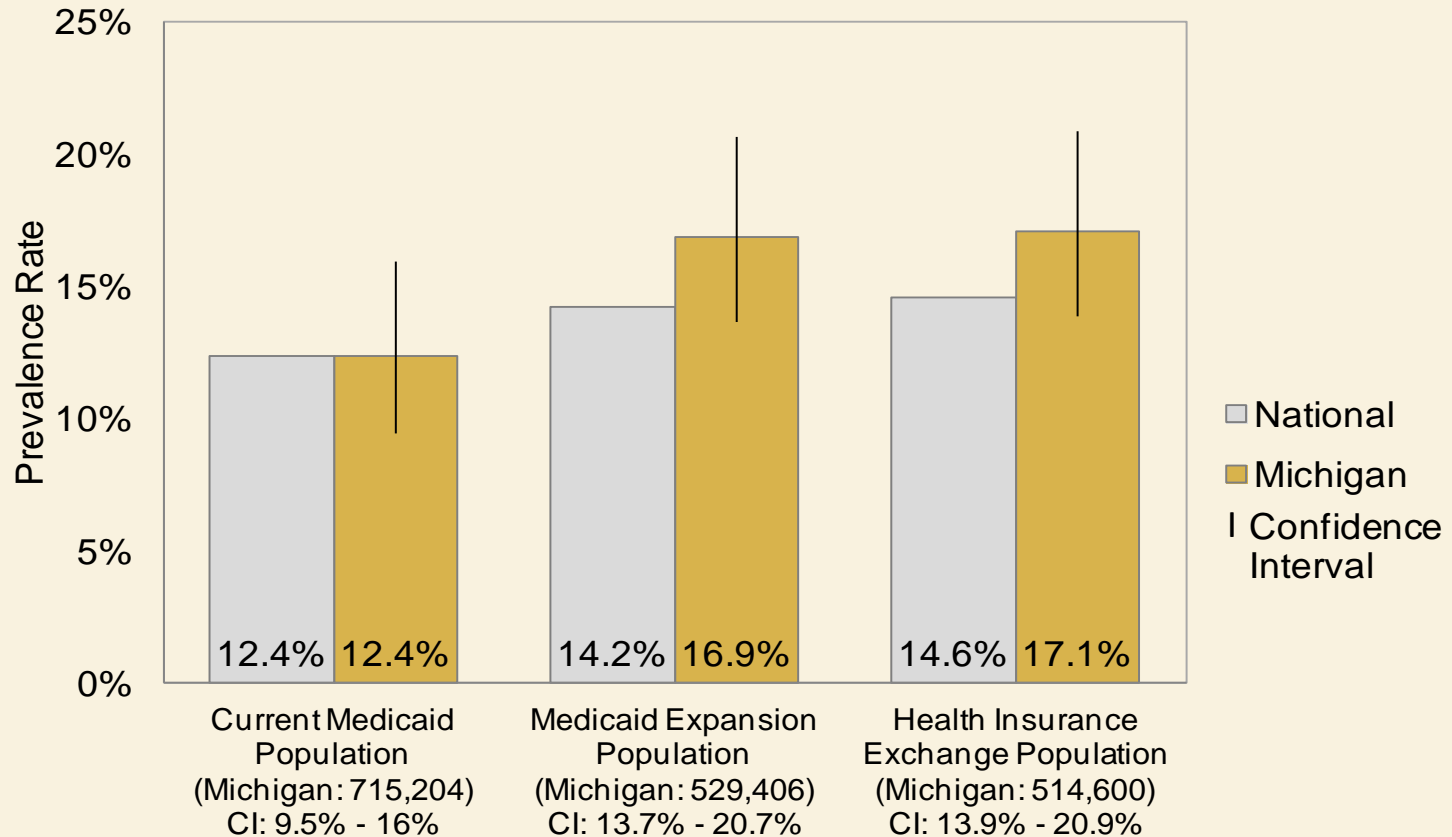
Prevalence of Serious Psychological Distress Among Adults Ages 18 – 64 by Current Medicaid Status and Eligibility for Medicaid Expansion or Health Insurance Exchanges: Michigan, US



CI = Confidence Interval
 Sources: 2008 – 2010 National Survey of Drug Use and Health
 2010 American Community Survey



Prevalence of Substance Use Disorders Among Adults Ages 18 – 64 by Current Medicaid Status and Eligibility for Medicaid Expansion or Health Insurance Exchanges: Michigan, US

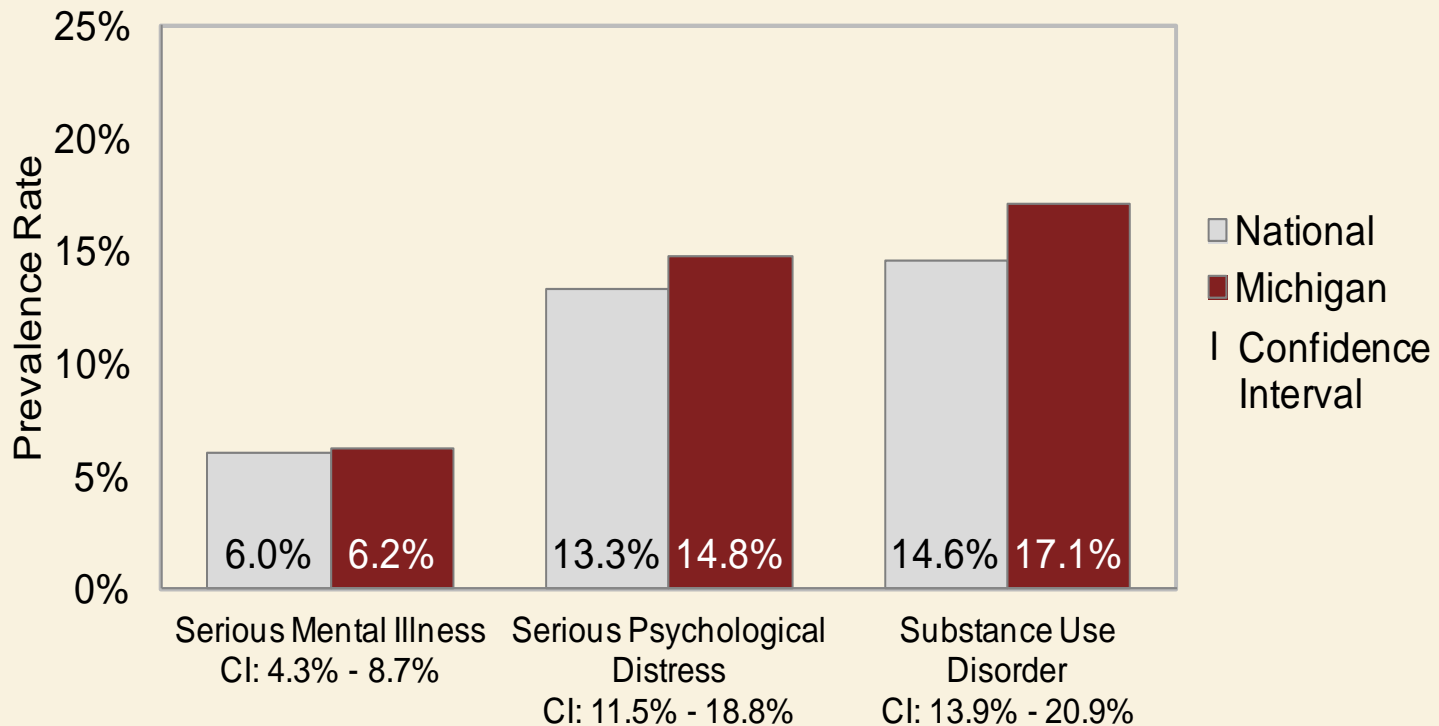


CI = Confidence Interval

Sources: 2008 – 2010 National Survey of Drug Use and Health
2010 American Community Survey

Prevalence of Behavioral Conditions Among Health Insurance Exchange Population: Michigan, US

Uninsured Adults Ages 18 - 64 with Incomes Between 133- 399% of FPL (Michigan: 514,600)

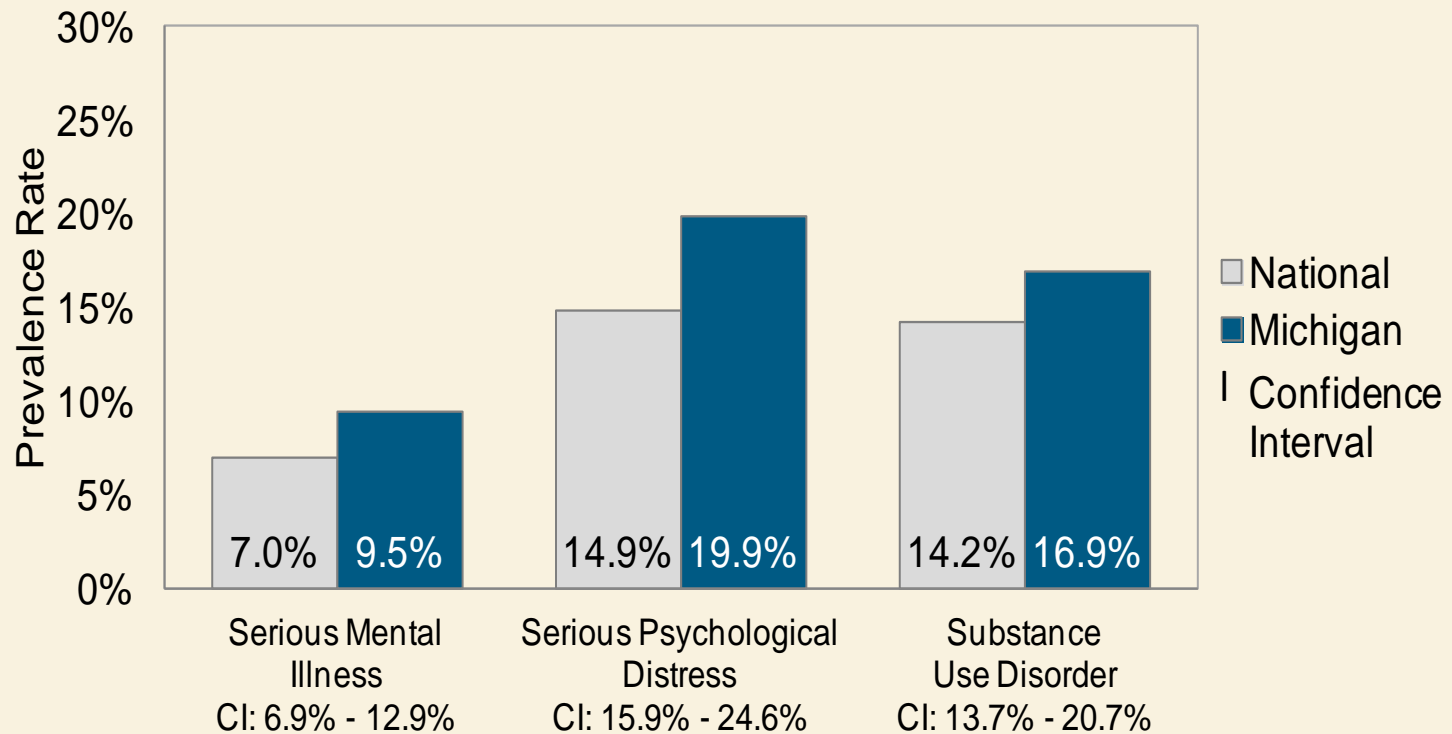


CI = Confidence Interval

Sources: 2008 – 2010 National Survey of Drug Use and Health
2010 American Community Survey

Prevalence of Behavioral Conditions Among Medicaid Expansion Population: Michigan, US

Uninsured Adults Ages 18-64 with Incomes < 139% of FPL (Michigan: 529,406)



CI = Confidence Interval

Sources: 2008 – 2010 National Survey of Drug Use and Health
2010 American Community Survey

Characteristics of 18-64 Year-Olds with SMI Projected in Medicaid Expansion Population (i.e. < 139% FPL and Uninsured)

	National	Michigan
Female	61%	57%
Age 18-34	53%	52%
Race/Ethnicity		
Non-Hispanic White	66%	81%
Non-Hispanic Black	13%	13%
Other	5%	2%
Hispanic	16%	4%
Education		
< High School	26%	16%
High School Graduate	38%	40%
College	37%	43%

Typical person with SMI in Medicaid expansion population in Michigan is:

- Non-Hispanic White
- College Graduate

Characteristics of 18-64 Year-Olds with a SUD Projected in Medicaid Expansion Population (i.e. < 139% FPL and Uninsured)

	National	Michigan
Male	75%	78%
Age 18-34	63%	61%
Race/Ethnicity		
Non-Hispanic White	51%	70%
Non-Hispanic Black	20%	22%
Other	4%	2%
Hispanic	25%	7%
Education		
< High School	37%	25%
High School Graduate	32%	37%
College	31%	39%

Typical person with SUD in Medicaid expansion population in Michigan is:

- Male
- 18-34 years old
- Non-Hispanic White or Black

Characteristics of 18-64 Year-Olds with SMI Projected in Health Insurance Exchange (i.e., 133 – 399% FPL and Uninsured)

	National	Michigan
Female	60%	59%
Age 18-34	57%	56%
Race/Ethnicity		
Non-Hispanic White	68%	87%
Non-Hispanic Black	10%	9%
Other	5%	1%
Hispanic	17%	3%
Education		
< High School	18%	10%
High School Graduate	38%	40%
College	44%	51%

Typical person with SMI in exchange population in Michigan is:

- Non-Hispanic White
- College Graduate

Characteristics of 18-64 Year-Olds with SUD Projected in Health Insurance Exchange (i.e., 133 – 399% FPL and Uninsured)

	National	Michigan
Male	73%	74%
Age 18-34	69%	69%
Race/Ethnicity		
Non-Hispanic White	52%	78%
Non-Hispanic Black	14%	14%
Other	5%	2%
Hispanic	29%	6%
Education		
< High School	26%	15%
High School Graduate	38%	42%
College	36%	43%

Typical person with SUD in exchange population in Michigan is:

- Male
- 18-34 years old
- Non-Hispanic White
- College Graduate