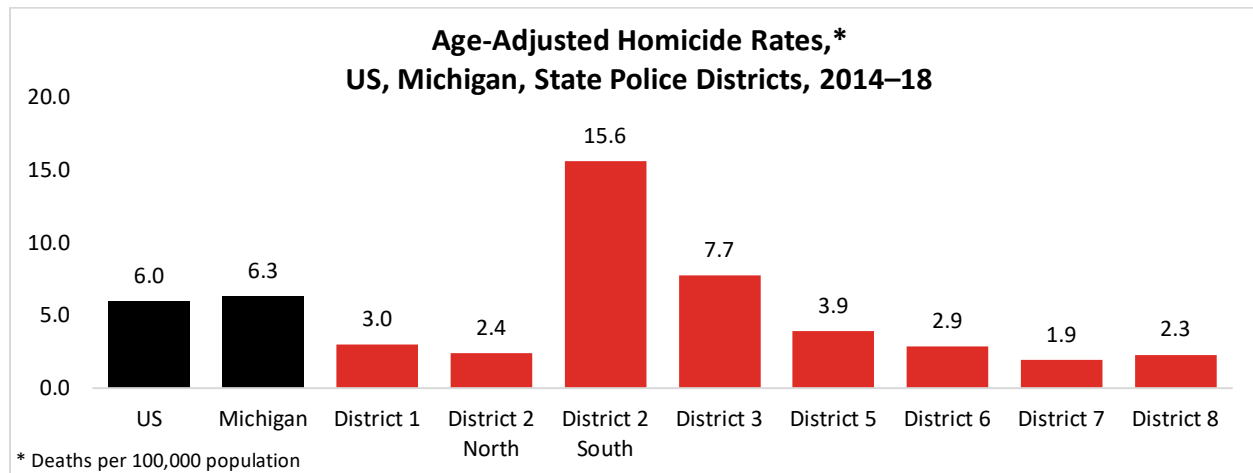


# Homicide Deaths in State Police District 2 South, 2014–18

*Monroe, Washtenaw, and Wayne Counties*

The Michigan Violent Death Reporting System (MiVDRS)<sup>i</sup> collects and links data from multiple data sources to help stakeholders develop prevention strategies to reduce deaths due to interpersonal violence. From 2014–2018, there were almost 3,000 homicide victims in Michigan. **Over 1,700 of those victims were injured in State Police District 2 South’s jurisdiction.** Homicide rates vary greatly by race, ranging from 40.4 per 100,000 for Blacks to 1.5 per 100,000 for Asians and Pacific Islanders. Young adults 20–29 years of age were most likely to die by homicide, at a rate of 37.7 per 100,000.

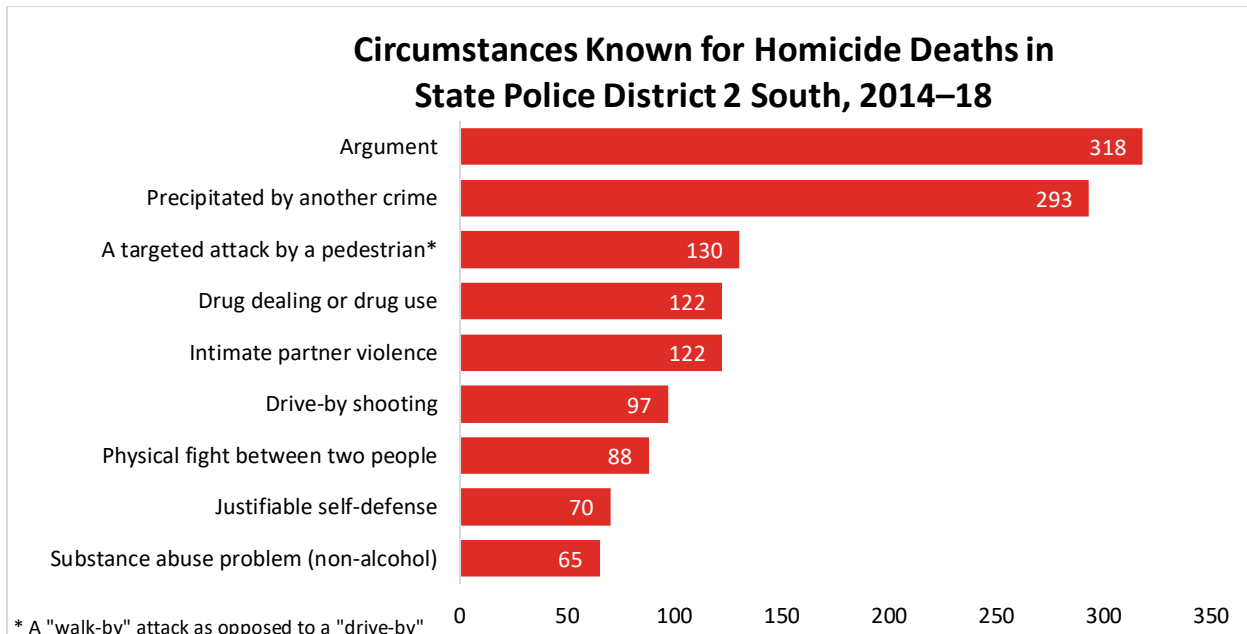
From 2014–18, State Police District 2 South had the highest homicide rate among the eight State Police Districts.



Firearms were used in 83.7 percent of all homicides. Statewide, firearms were used in 74.9 percent of homicides.

Weapon Used in District 2 South Homicides, 2014–18	Male		Female	
	Number	Percent	Number	Percent
Firearm	1261	87.9%	166	61.5%
Sharp instrument	83	5.8%	39	14.4%
Personal weapons	32	2.2%	15	5.6%
Blunt instrument	27	1.9%	15	5.6%
Hanging, strangulation, suffocation	10	0.7%	17	6.3%
Other/unknown	22	1.5%	18	6.7%
<b>Total</b>	<b>1435</b>	<b>100.0%</b>	<b>270</b>	<b>100.0%</b>

At least one circumstance was known for 59.1 percent of homicide deaths that took place in District 2 South. Where a circumstance was known, an argument was involved in 31.5 percent of homicides and another crime was involved in 29.1 percent.

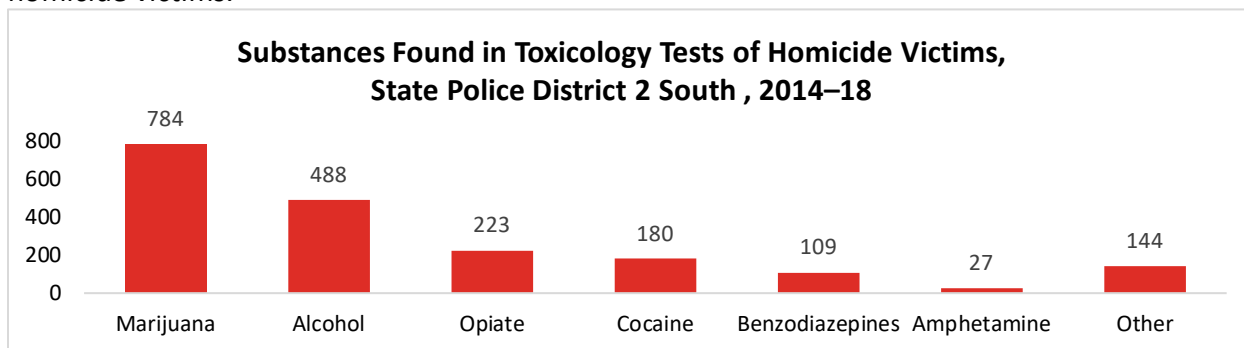


*There may be more than one known circumstance for each death, or no known circumstance.*

93.4 percent of homicide deaths were the result of a single homicide incident, compared to 90 percent statewide.

District 2 South Homicide Type, 2014–18	Number	Percent
Single homicide	1520	93.4%
Multiple homicide	69	4.2%
Legal intervention	23	1.4%
Homicide(s) followed by suicide	15	0.9%
<b>Total</b>	<b>1627</b>	<b>100.0%</b>

As in the rest of the state, marijuana and alcohol were the most common substances found in homicide victims.



*It is unknown how many homicide victims were tested for each substance. Victims may test positive for more than one substance.*

i. MIVDRS Website: [https://www.michigan.gov/mdhhs/0,5885,7-339-71548\\_54879-279986--,00.html](https://www.michigan.gov/mdhhs/0,5885,7-339-71548_54879-279986--,00.html).  
For more data details contact [SmithP40@michigan.gov](mailto:SmithP40@michigan.gov).