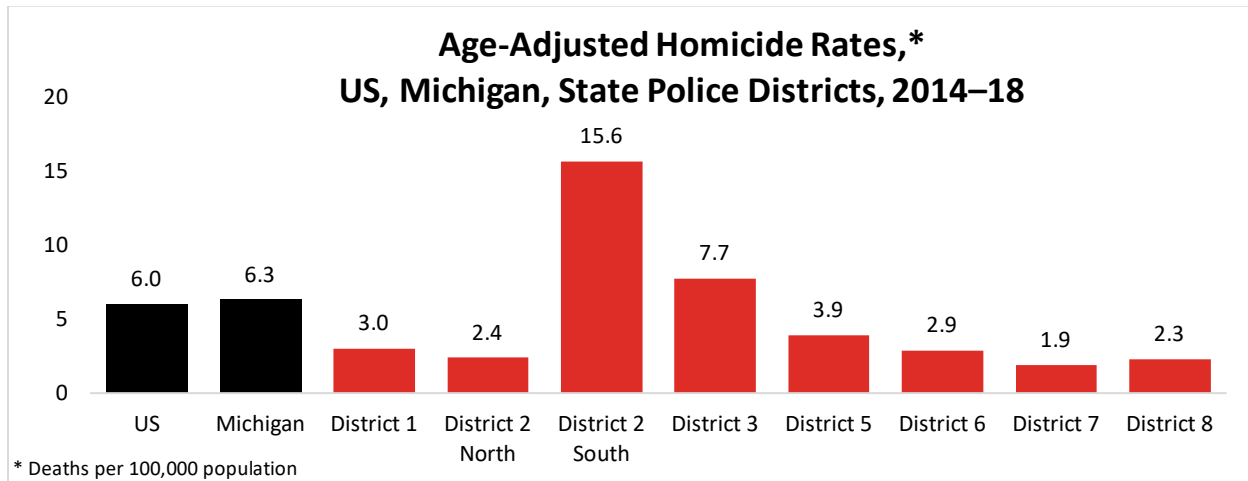


# Homicide Deaths in State Police District 3, 2014–18

*Alcona, Arenac, Bay, Genesee, Gladwin, Huron, Iosco, Lapeer, Midland, Ogemaw, Oscoda, Saginaw, Sanilac, and Tuscola Counties*

The Michigan Violent Death Reporting System (MiVDRS)<sup>i</sup> collects and links data from multiple data sources to help stakeholders develop prevention strategies to reduce deaths due to interpersonal violence. From 2014–2018, there were almost 3,000 homicide victims in Michigan. **Almost 400 of those victims were injured in State Police District 3’s jurisdiction.** Homicide rates vary greatly by race, ranging from 40.4 per 100,000 for Blacks, to 2.5 per 100,000 for Whites, to none for Native Americans and Asians and Pacific Islanders. Young adults 20–29 years of age were most likely to die by homicide, at a rate of 20.5 per 100,000.

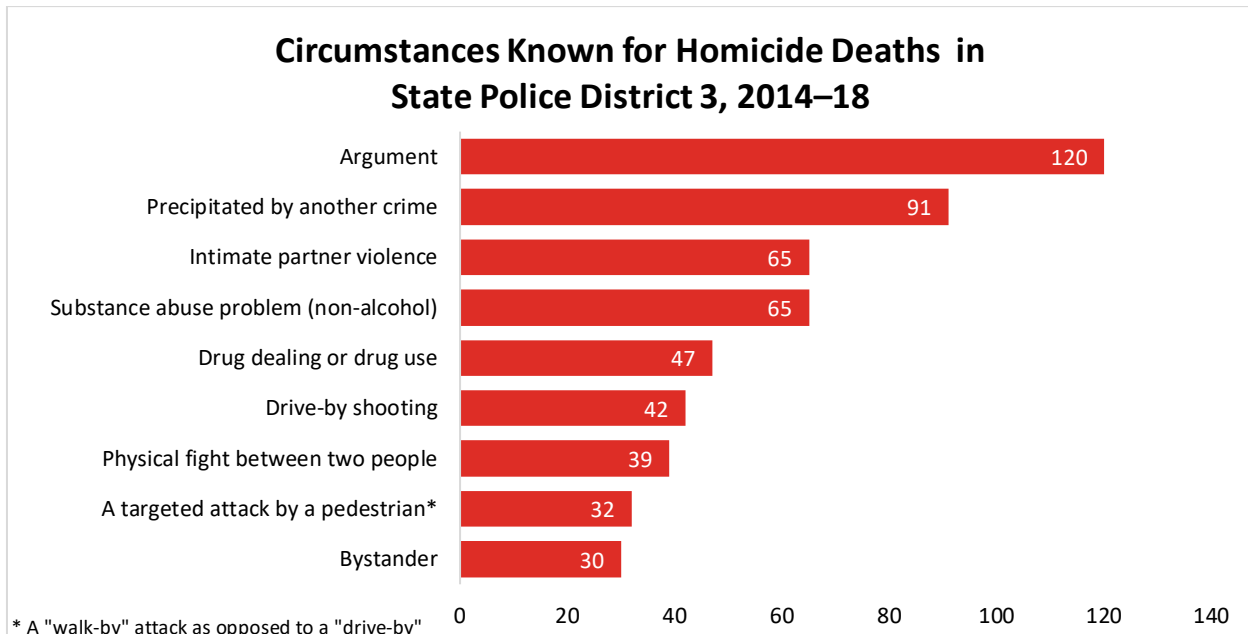
From 2014–18, State Police District 3 had the second highest homicide rate among the eight State Police Districts.



Firearms were used in 76.4 percent of all homicides. Statewide, firearms were used in 74.9 percent of homicides.

Weapon Used in State Police District 3 Homicides, 2014–18	Male		Female	
	Number	Percent	Number	Percent
Firearm	261	82.1%	34	50.0%
Sharp instrument	24	7.5%	7	10.3%
Blunt instrument	13	4.1%	5	7.4%
Personal weapons	8	2.5%	7	10.3%
Hanging, strangulation, suffocation	6	1.9%	8	11.8%
Other/unknown	6	1.9%	7	10.3%
<b>Total</b>	<b>318</b>	<b>100.0%</b>	<b>68</b>	<b>100.0%</b>

At least one circumstance was known for 91 percent of homicide deaths that took place in District 3. Where a circumstance was known, an argument was involved in 34.1 percent of homicides and another crime was involved in 25.9 percent.

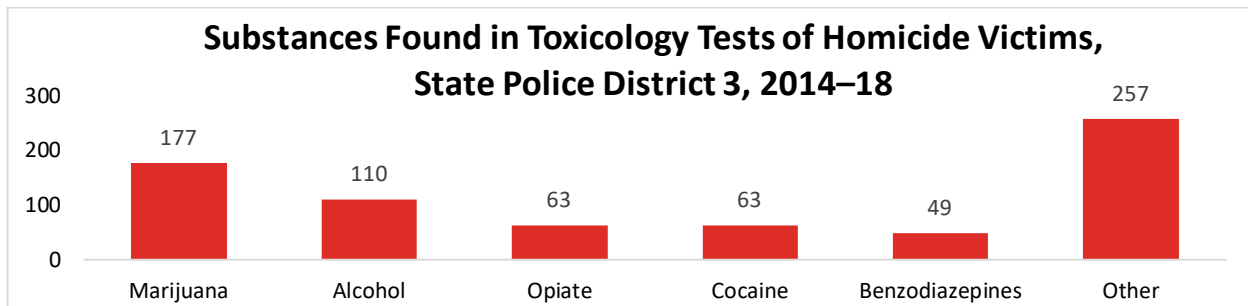


*There may be more than one known circumstance for each death, or no known circumstance.*

91.1 percent of homicide deaths were the result of a single homicide incident, compared to 90 percent statewide.

State Police District 3 Homicide Type, 2014–18	Number	Percent
Single homicide	329	91.1%
Multiple homicide	19	5.3%
Homicide(s) followed by suicide	8	2.2%
Legal intervention	5	1.4%
<b>Total</b>	<b>361</b>	<b>100.0%</b>

As in the rest of the state, marijuana and alcohol were the most common substances found in homicide victims.



*It is unknown how many homicide victims were tested for each substance. Victims may test positive for more than one substance.*

i. MiVDRS Website: [MDHHS - MiVDRS \(michigan.gov\)](http://MDHHS-MiVDRS.michigan.gov).  
For more data details contact [SmithP40@michigan.gov](mailto:SmithP40@michigan.gov).